

(516/517)

Selected Interest & Exchange Rates

Weekly Series of Charts

April 14, 2003

**Prepared by the
FINANCIAL MARKETS
SECTION**

**DIVISION OF
INTERNATIONAL FINANCE

BOARD OF GOVERNORS
FEDERAL RESERVE SYSTEM

Washington, D.C. 20551**

Table of Contents

TABLES

1. LATEST FIGURES PLOTTED
2. DAILY CERTIFIED SPOT
EXCHANGE RATES

CHARTS

1. NOMINAL CURRENCY EXCHANGE
VALUES
2. 3-MONTH FORWARD EXCHANGE
RATES
3. PRICE OF GOLD IN LONDON
4. OVERNIGHT FUNDING RATES
AND OFFICIAL INTEREST RATES
5. 3-MONTH INTEREST RATES
6. LONG-TERM GOVERNMENT BOND
YIELDS
7. STOCK INDEXES

SUBSCRIPTION RATES:

Weekly \$30.00 per year or \$.70 each in the United States, its possessions, Canada, and Mexico. Elsewhere, \$35.00 per year or \$.80 each. Address requests to Publications Services Division of Support Services and make payment remittance payable to the Board of Governors of the Federal Reserve System in a form collectible at Par in U.S. currency.

Chart 1

Nominal Currency Exchange Values

Dollar prices of foreign currencies and weighted average values of U.S. dollar
(Average for week ending Wednesday, ratio scale, March 1973 = 100)

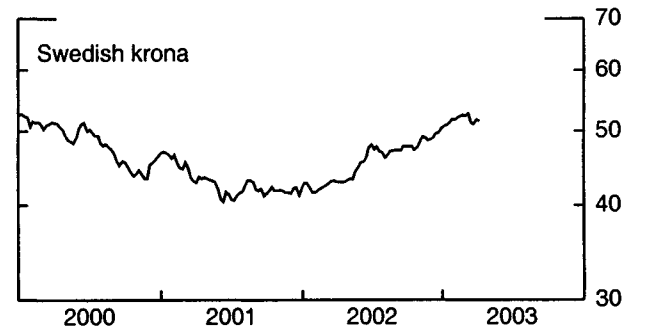
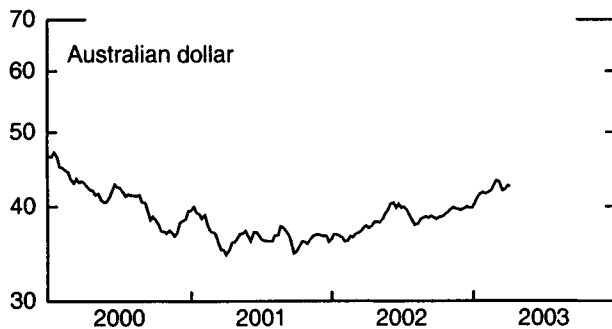
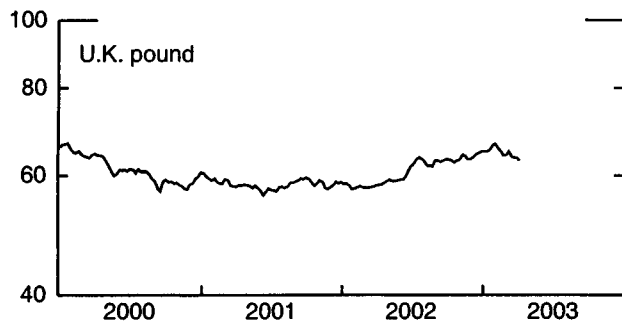
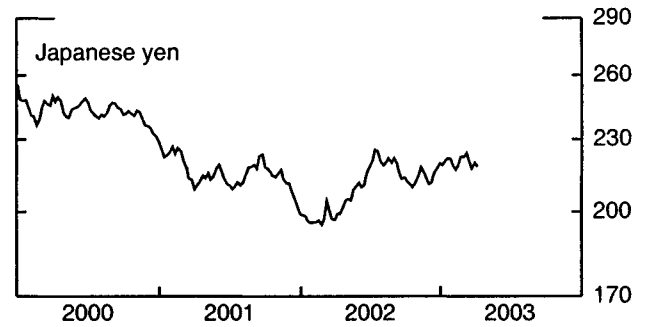
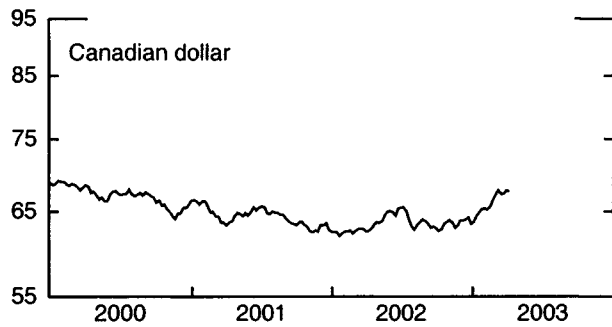
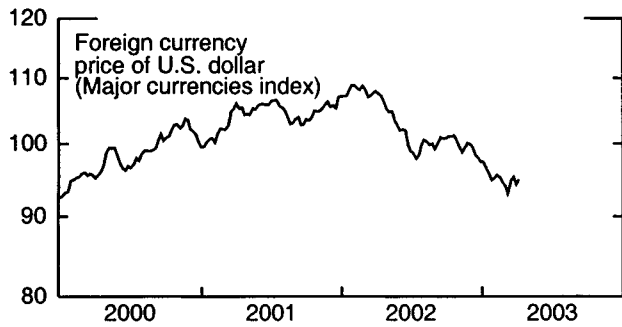


Chart 2

3-Month Forward Exchange Rates

Premium (+) or (-)

Averages for week ending Wednesday, percent per annum

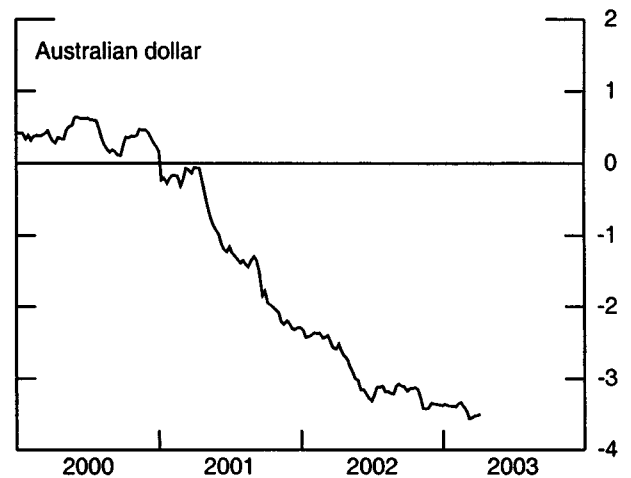
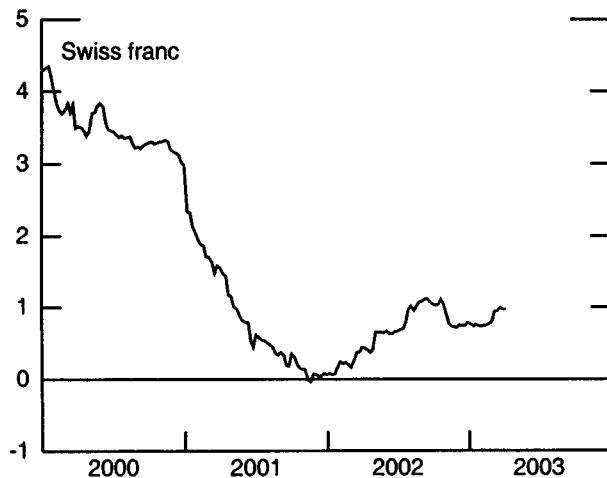
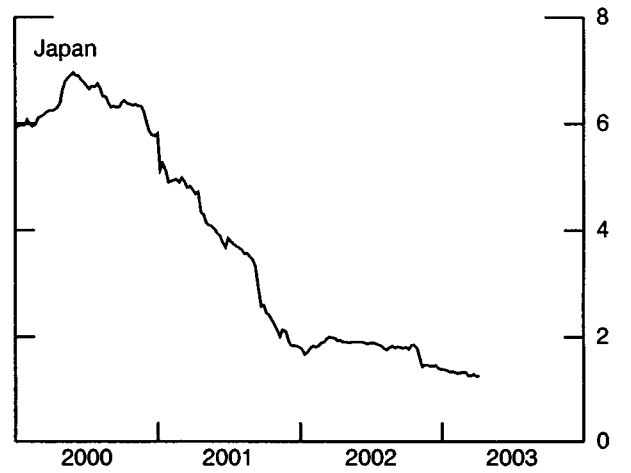
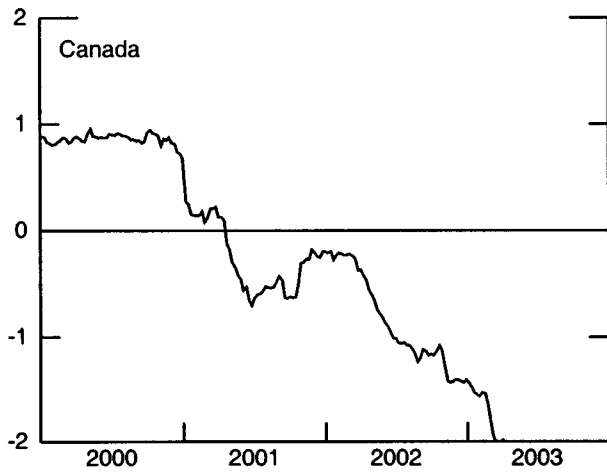
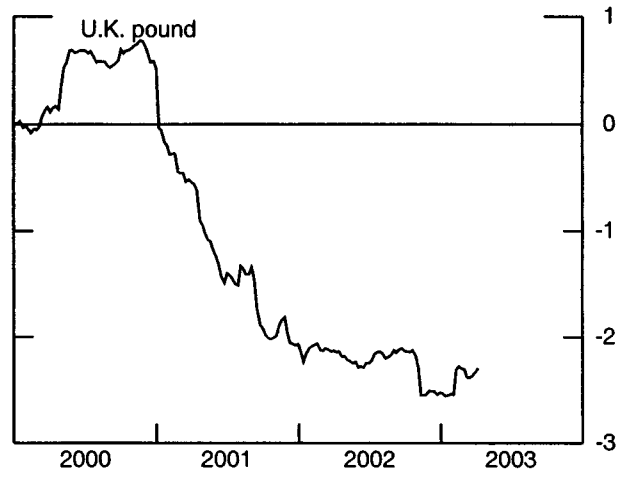
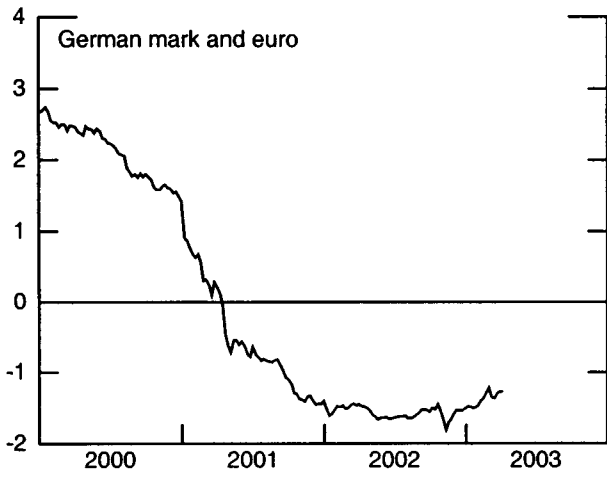


Chart 3

Price of Gold in London (Averages for week ending Wednesday)

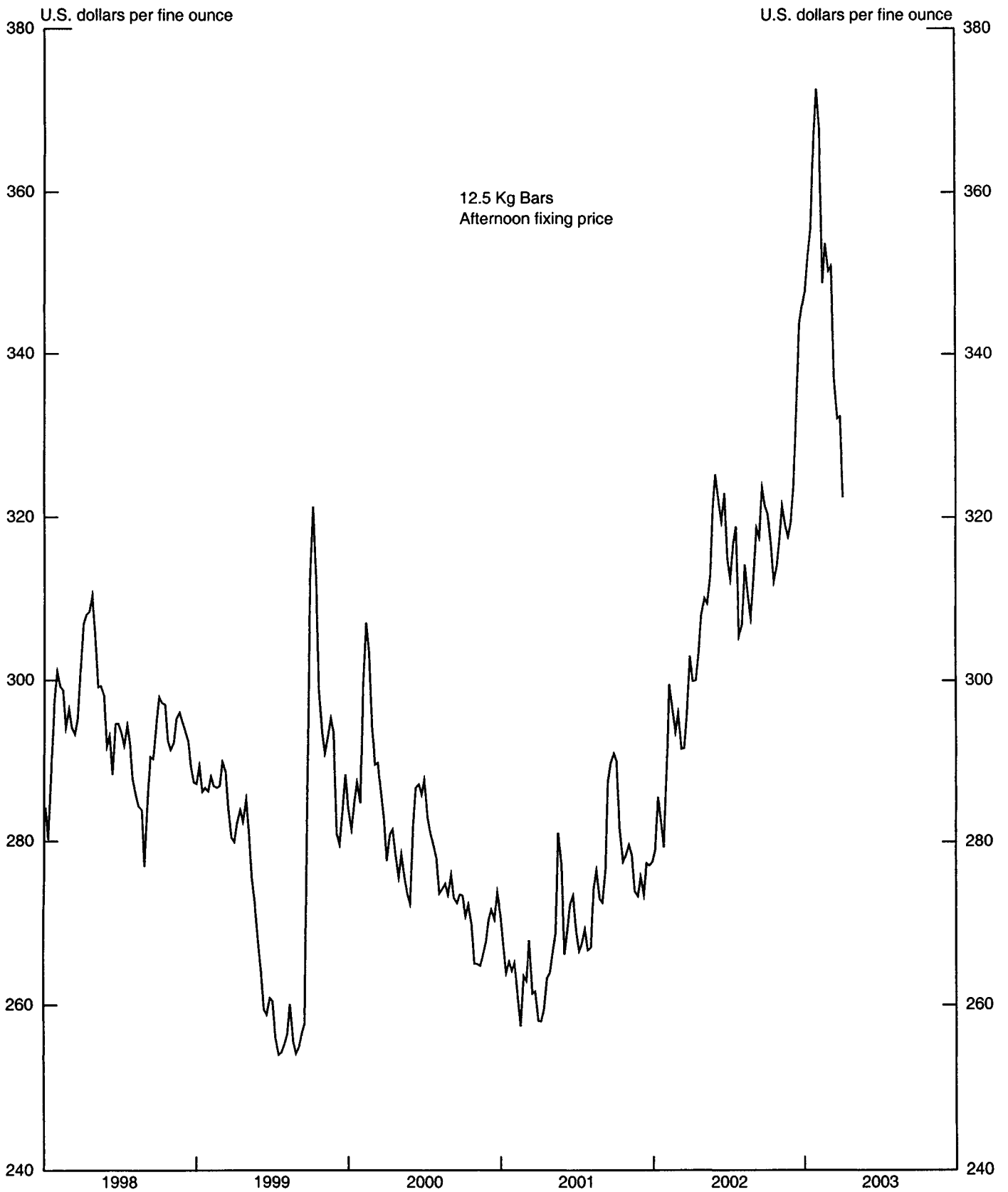
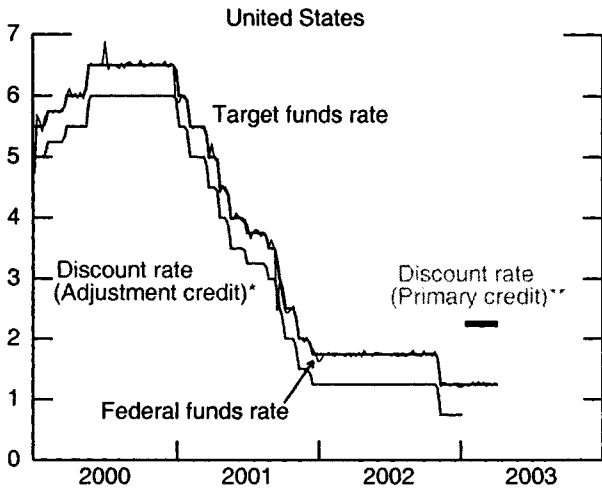


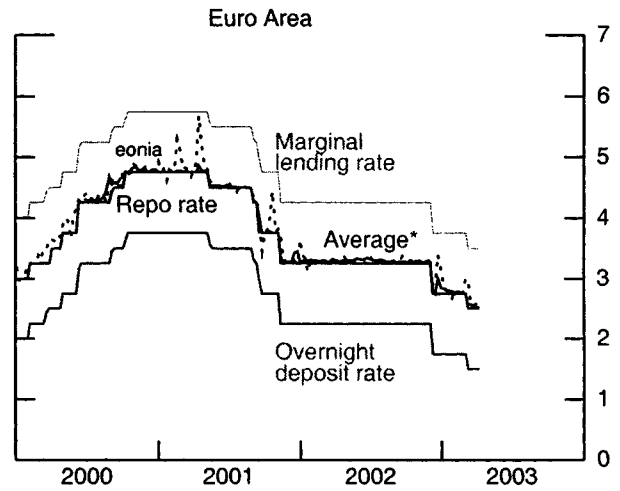
Chart 4

Interbank Funding Rates and Official Interest Rates

(Averages for week ending Wednesday, percent per annum)



*Last observation: 1/8/2003
**First observation: 1/9/2003



*In June 2000, the ECB switched from fixed to variable rate tenders; the minimum bid rate and weighted average rate are shown.

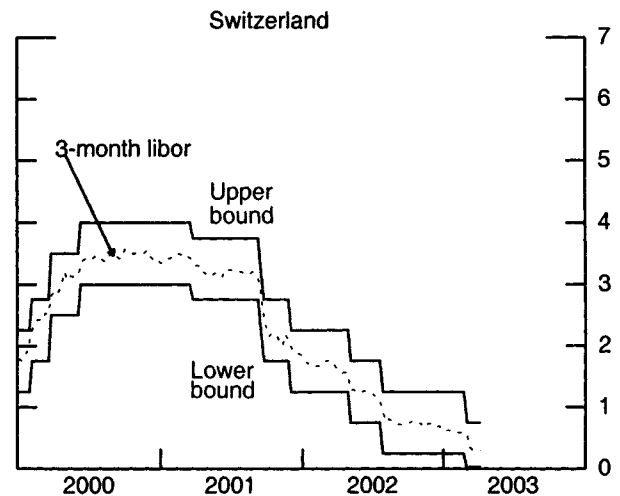
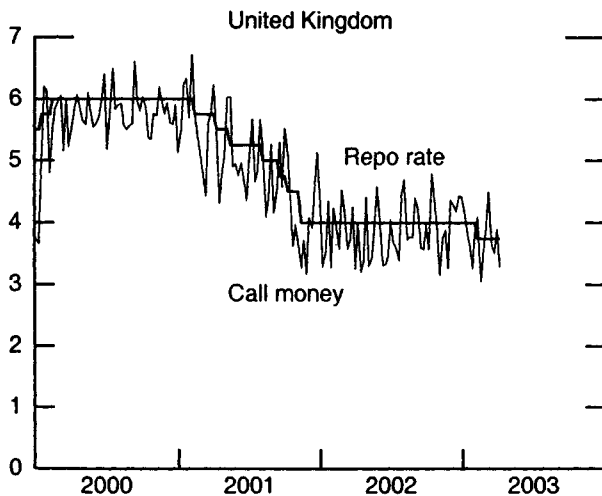
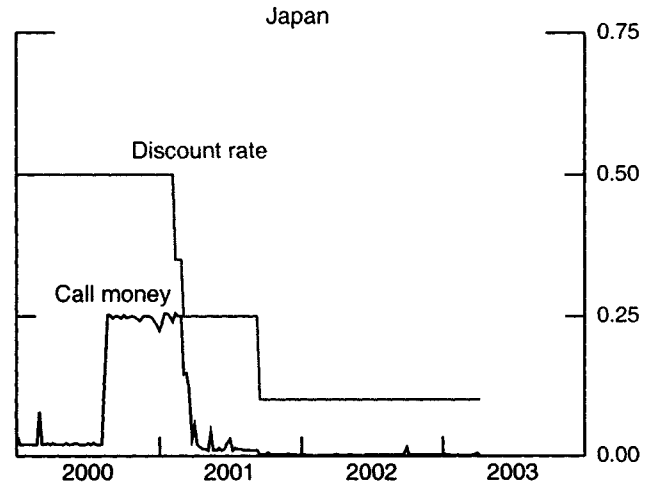
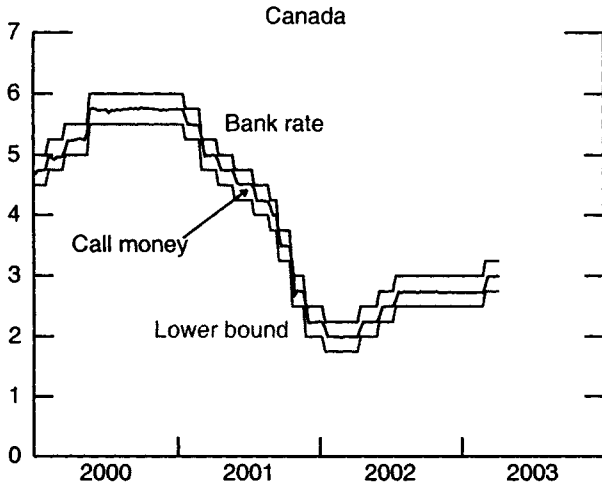


Chart 5

3-Month Interest Rates

(Averages for week ending Wednesday, percent per annum)

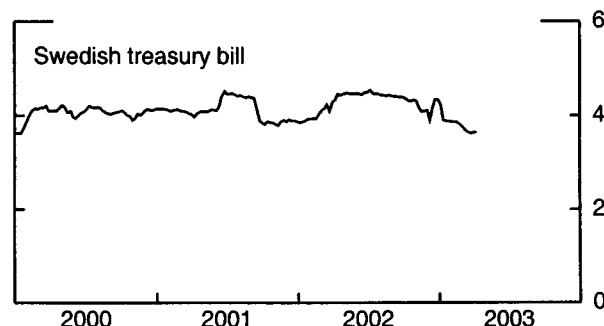
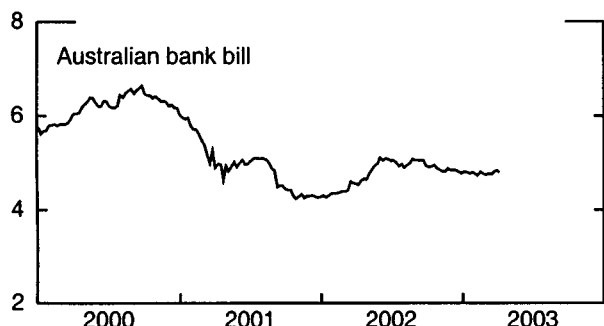
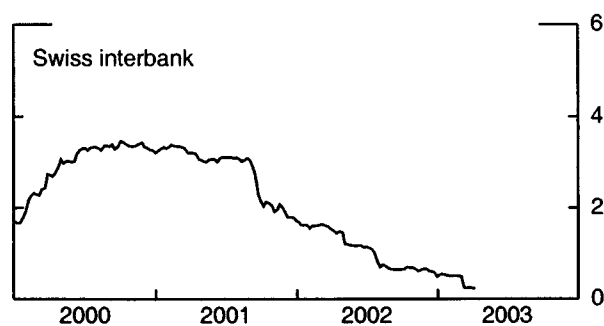
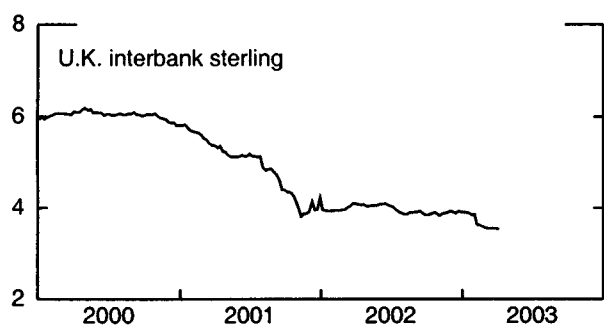
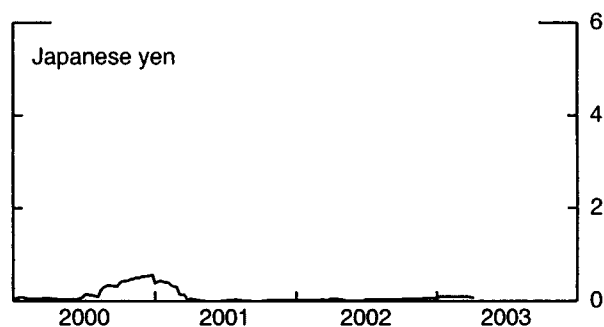
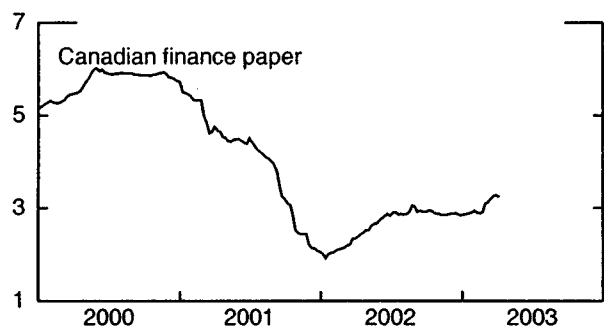
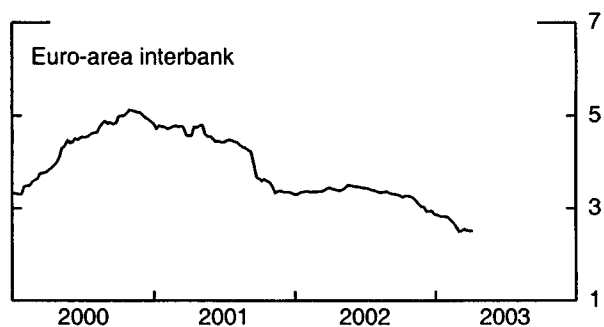
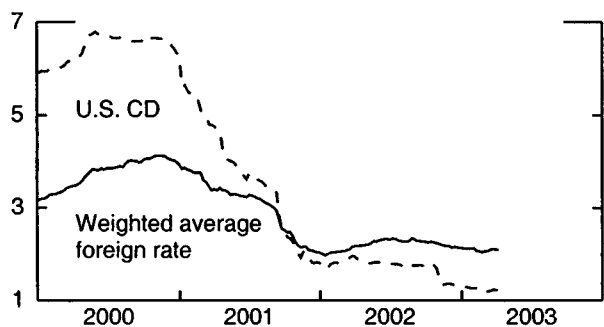


Chart 6

Long-Term Government Bond Yields

(Averages for week ending Wednesday, percent per annum)

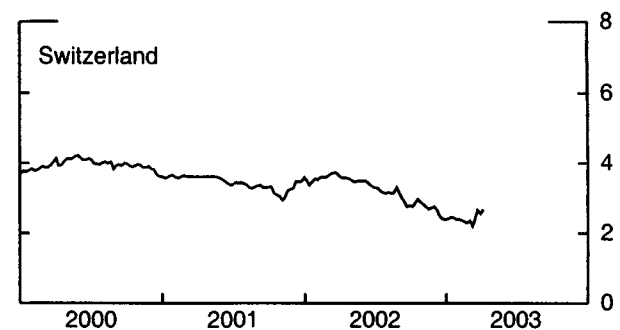
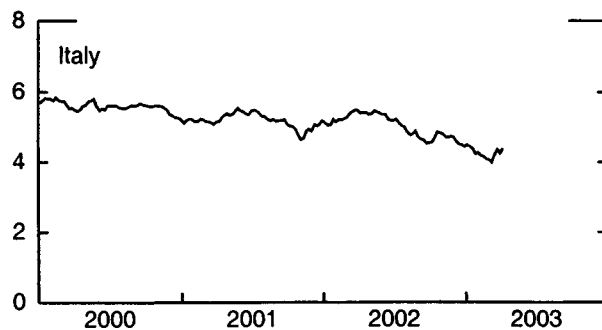
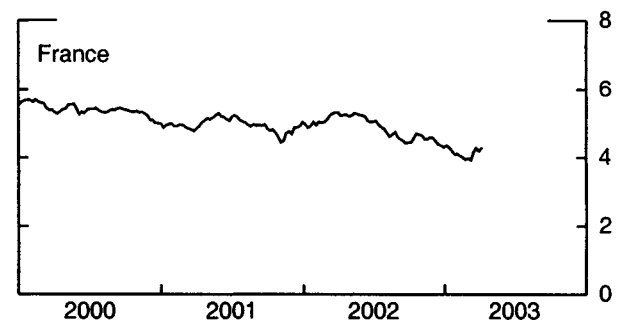
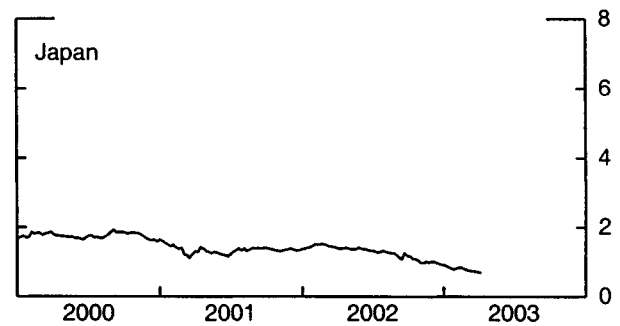
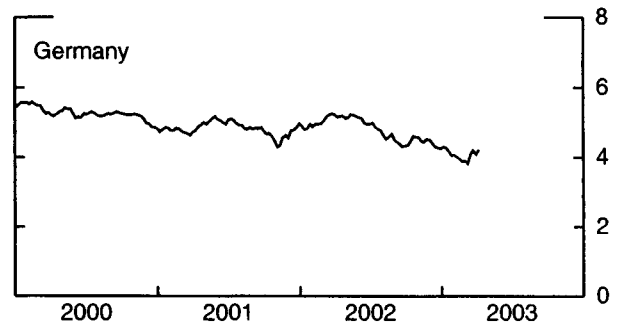
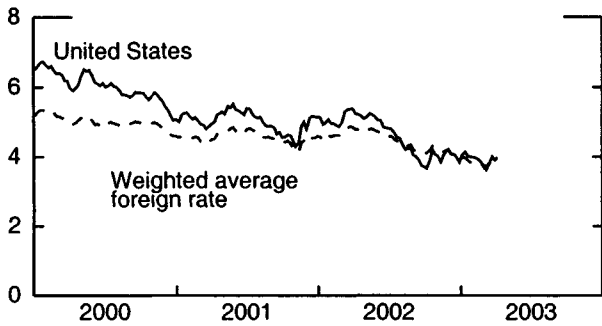
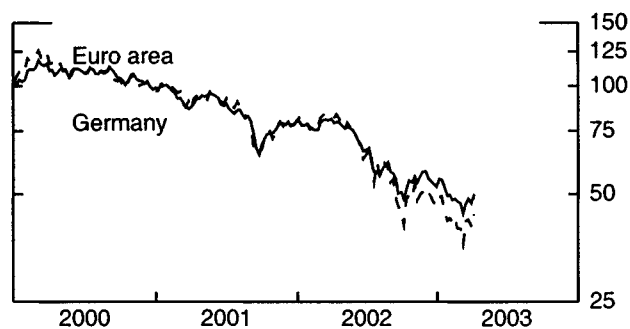
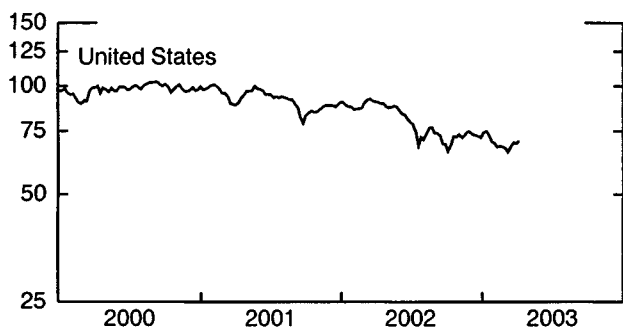


Chart 7

Stock Indexes

(Averages for week ending Wednesday, ratio scale, December 29, 2000 = 100)



12-Mar-03 19-Mar-03 26-Mar-03 2-Apr-03 9-Apr-03

Chart 1. Nominal Currency Exchange Values

Noon buying rates (U.S. cents, weekly averages)

	12-Mar-03	19-Mar-03	26-Mar-03	2-Apr-03	9-Apr-03
Australian dollar	60.8700	59.3380	59.4540	60.1800	60.0240
Canadian dollar	68.036	67.473	67.588	67.991	67.864
Japanese yen	0.85545	0.84124	0.83014	0.83974	0.83269
Restated German mark and euro	110.25	106.83	106.30	108.08	106.95
Swedish krona	11.9092	11.5967	11.5360	11.6979	11.6565
Swiss franc	75.154	72.714	72.101	73.105	72.004
U.K. pound	160.49	157.66	157.05	157.13	155.77

Indexes, March 1973 base rates = 100

	12-Mar-03	19-Mar-03	26-Mar-03	2-Apr-03	9-Apr-03
Australian dollar	43.08	42.00	42.08	42.59	42.48
Canadian dollar	67.81	67.25	67.36	67.77	67.64
Japanese yen	223.99	220.26	217.36	219.87	218.03
Restated German mark and euro	158.57	153.65	152.90	155.45	153.82
Swedish krona	52.74	51.36	51.09	51.80	51.62
Swiss franc	241.78	233.93	231.96	235.19	231.65
U.K. pound	64.91	63.77	63.52	63.55	63.00

Chart 2. 3-Month Forward Exchange Rates, Premium or Discount

	12-Mar-03	19-Mar-03	26-Mar-03	2-Apr-03	9-Apr-03
Australian dollar	-3.56	-3.55	-3.52	-3.52	-3.50
Canadian dollar	-1.93	-2.01	-2.01	-2.00	-1.98
Euro	-1.34	-1.36	-1.29	-1.27	-1.27
Japanese yen	1.26	1.27	1.30	1.25	1.26
Swiss franc	0.95	0.96	1.01	0.98	0.98
U.K. pound	-2.38	-2.39	-2.37	-2.33	-2.29

Chart 3. Gold Price in London, Afternoon Fixing

	12-Mar-03	19-Mar-03	26-Mar-03	2-Apr-03	9-Apr-03
U.S. dollars per fine ounce	350.94	337.01	332.12	332.40	322.43

Chart 4. Interbank Funding Rates and Official Interest Rates

United States					
Target federal funds rate	1.25	1.25	1.25	1.25	1.25
Effective federal funds	1.21	1.27	1.22	1.28	1.23
Adjustment credit rate (Discount rate)*	ND	ND	ND	ND	ND
Primary credit rate**	2.25	2.25	2.25	2.25	2.25
Canada					
Bank rate	3.25	3.25	3.25	3.25	3.25
Call money	2.99	3.00	3.00	3.00	3.00
Lower bound	2.75	2.75	2.75	2.75	2.75
Euro area					
Marginal lending rate	3.50	3.50	3.50	3.50	3.50
Eonia	2.96	2.58	2.55	2.57	2.54
Repo rate	2.50	2.50	2.50	2.50	2.51
Overnight deposit rate	1.50	1.50	1.50	1.50	1.50
Japan					
Call money	0.00	0.00	0.00	0.01	0.00
Discount rate	0.10	0.10	0.10	0.10	0.10
Switzerland*					
Upper bound	0.75	0.75	0.75	0.75	0.75
Libor rate	0.35	0.31	0.32	0.32	0.30
Lower bound	0.00	0.00	0.00	0.00	0.00
United Kingdom					
Call money	4.50	3.63	3.53	3.90	3.29
Repo rate	3.75	3.75	3.75	3.75	3.75

*Last observation: 1/8/2003.

**First observation: 1/9/2003.

***In January 2000, the Swiss National Bank began to target the Swiss Franc 3-month LIBOR interest rate, with the aim of keeping this rate inside a range given by an upper and a lower bound.

12-Mar-03 19-Mar-03 26-Mar-03 2-Apr-03 9-Apr-03

Chart 5. 3-Month Interest Rates

	12-Mar-03	19-Mar-03	26-Mar-03	2-Apr-03	9-Apr-03
U.S. 90-day CD's, secondary market	1.20	1.21	1.24	1.23	1.23
Australian bank bill	4.77	4.76	4.81	4.84	4.80
Canadian finance paper	3.13	3.21	3.26	3.28	3.24
Euro-area interbank	2.52	2.56	2.53	2.52	2.52
Japanese CD	0.11	0.11	0.11	0.09	0.08
Swedish treasury bill	3.69	3.65	3.63	3.64	3.64
Swiss interbank	0.25	0.24	0.26	0.24	0.22
U.K. interbank sterling	3.55	3.55	3.56	3.56	3.54
Weighted average foreign interest rate (Canada, euro area, Japan, United Kingdom, Switzerland, Australia, and Sweden)	2.07	2.10	2.11	2.11	2.09

Chart 6. Long Term Government Bellwether Bond Yields
10-year maturity, where available

	12-Mar-03	19-Mar-03	26-Mar-03	2-Apr-03	9-Apr-03
Canada	4.82	4.99	5.16	5.13	5.15
France	3.92	4.15	4.28	4.18	4.30
Germany	3.83	4.06	4.20	4.10	4.22
Italy	4.00	4.24	4.37	4.27	4.38
Japan	0.74	0.73	0.73	0.71	0.70
Switzerland	2.21	2.41	2.65	2.57	2.66
United Kingdom	4.06	4.32	4.48	4.35	4.48
United States	3.62	3.83	4.01	3.90	3.96
Weighted average foreign interest rate (Canada, euro area, Japan, United Kingdom, Switzerland, Australia, and Sweden)	3.70	3.87	3.99	3.93	3.98

Chart 7. Stock Indexes (Wednesday figures)

	12-Mar-03	19-Mar-03	26-Mar-03	2-Apr-03	9-Apr-03
Canada	69.72	72.24	71.16	71.76	71.80
France	43.22	50.26	49.48	48.70	51.08
Germany	36.37	42.14	42.55	40.70	43.90
Euro area	172.54	184.21	190.16	184.50	195.67
Italy	50.06	54.25	54.66	54.16	56.36
Japan	60.95	61.47	63.99	62.13	62.41
Switzerland	46.31	53.25	53.15	53.47	56.30
United Kingdom	33.21	39.20	38.54	37.87	39.02
United States	65.61	68.23	70.08	69.28	70.49

Indices (in order, rebased to December 29, 2000) are Toronto Composite, SBF250, FAZ Aktien, DJ Euro Stoxx Index, Banca Italiana General, Tokyo SE (Topix), Swiss Performance Index, Financial Times Ordinary, NYSE Composite