

(516/517)

Selected Interest & Exchange Rates

Weekly Series of Charts

April 17, 2000

Prepared by the

FINANCIAL MARKETS

SECTION

DIVISION OF

INTERNATIONAL FINANCE

BOARD OF GOVERNORS

FEDERAL RESERVE SYSTEM

Washington, D.C. 20551

Table of Contents

TABLES

1. LATEST FIGURES PLOTTED
2. DAILY CERTIFIED SPOT
EXCHANGE RATES

CHARTS

1. NOMINAL CURRENCY EXCHANGE
VALUES
2. 3-MONTH FORWARD EXCHANGE
RATES
3. PRICE OF GOLD IN LONDON
4. OVERNIGHT FUNDING RATES
AND OFFICIAL INTEREST RATES
5. 3-MONTH INTEREST RATES
6. LONG-TERM GOVERNMENT BOND
YIELDS
7. STOCK INDEXES

SUBSCRIPTION RATES:

Weekly \$30.00 per year or \$.70 each in the United States, its possessions, Canada, and Mexico. Elsewhere, \$35.00 per year or \$.80 each.

Address requests to Publications Services Division of Support Services and make payment remittance payable to the Board of Governors of the Federal Reserve System in a form collectible at Par in U.S. currency.

Chart 1

Nominal Currency Exchange Values

Dollar prices of foreign currencies and weighted average values of U.S. dollar
(Averages for week ending Wednesday, ratio scale, March 1973 = 100)

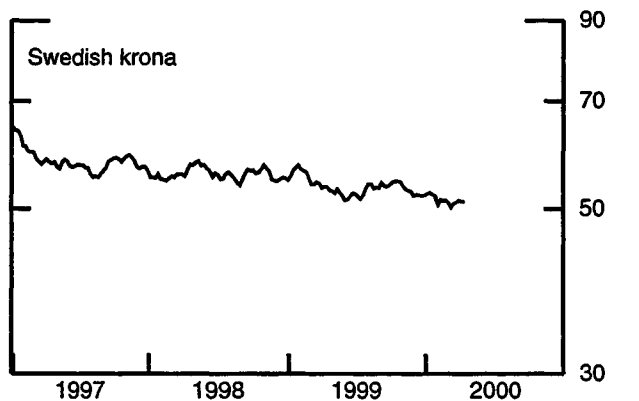
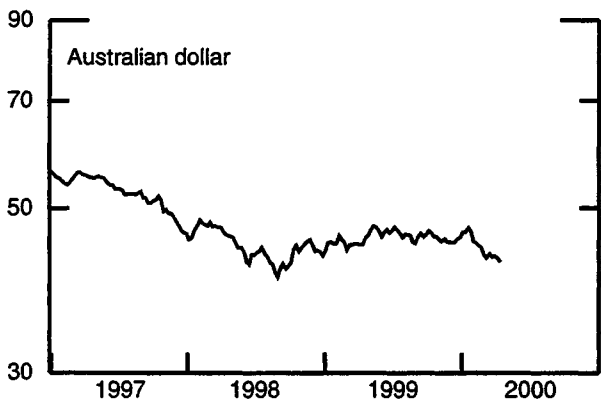
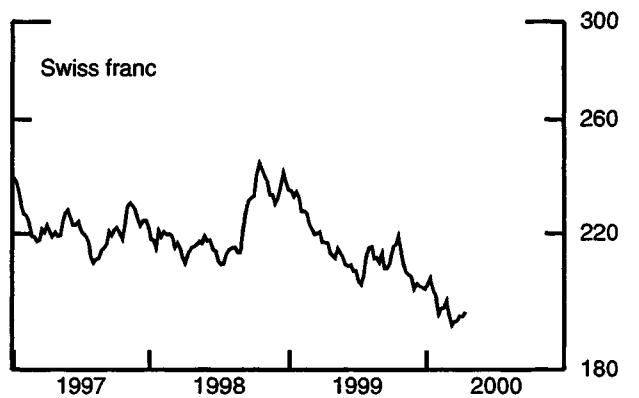
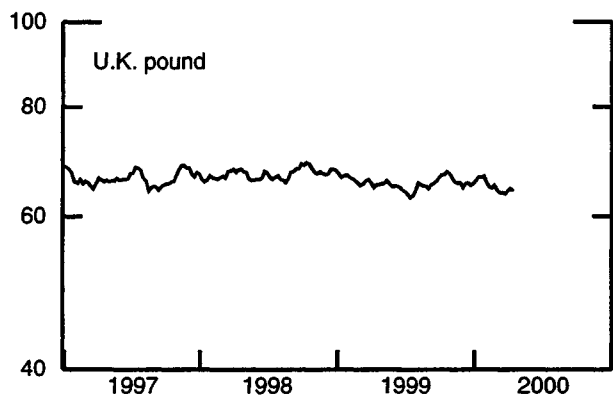
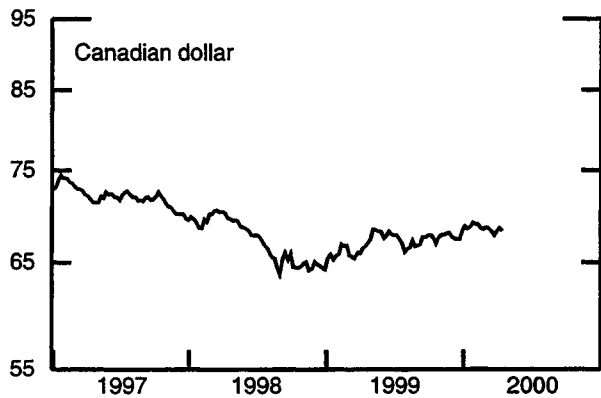
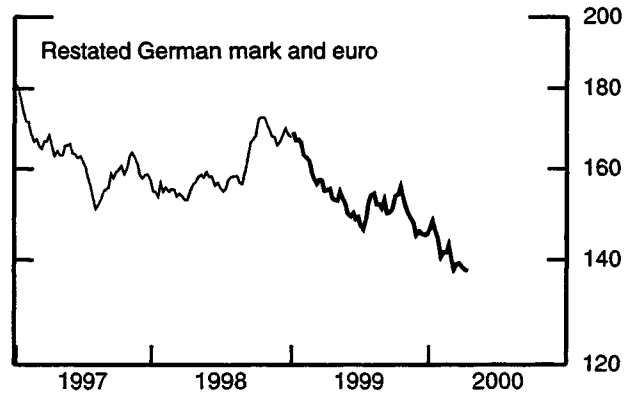
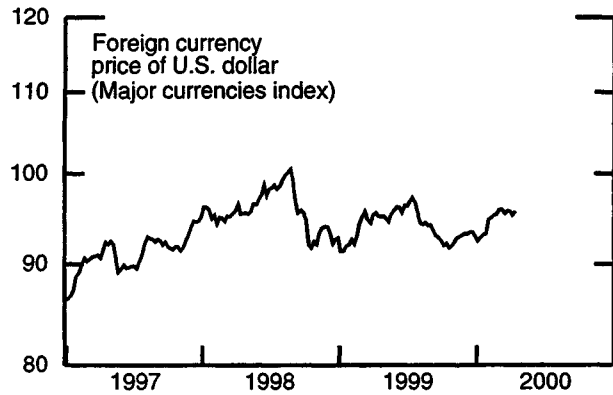


Chart 2

3-Month Forward Exchange Rates

Premium (+) or (-)

(Averages for week ending Wednesday, percent per annum)

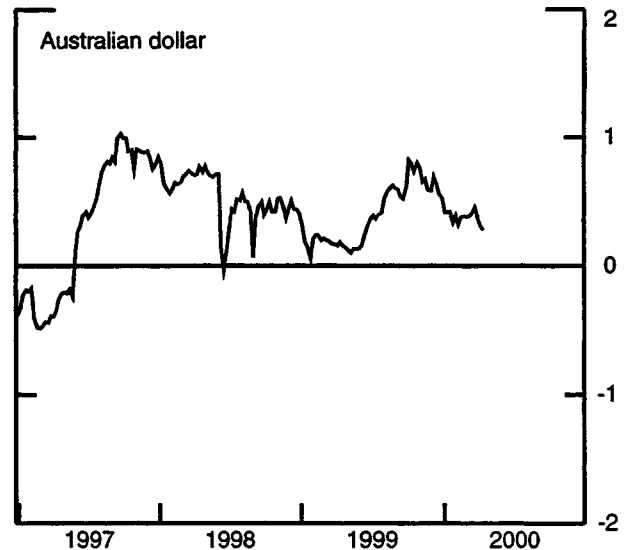
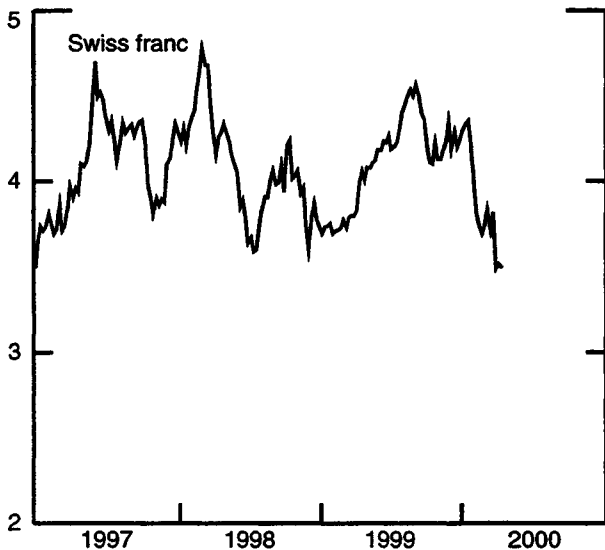
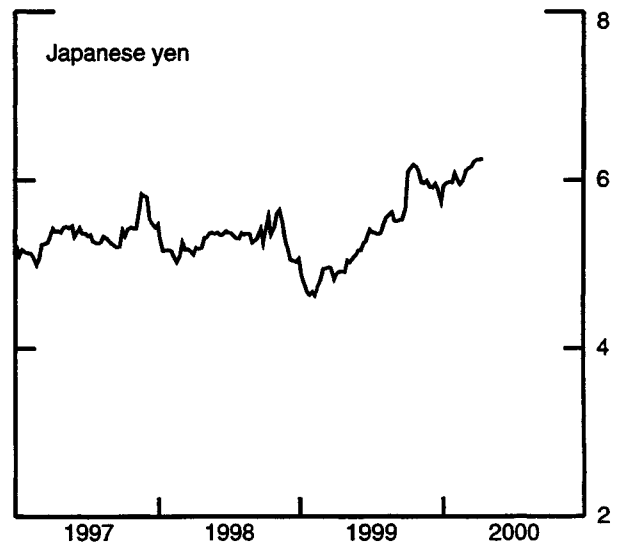
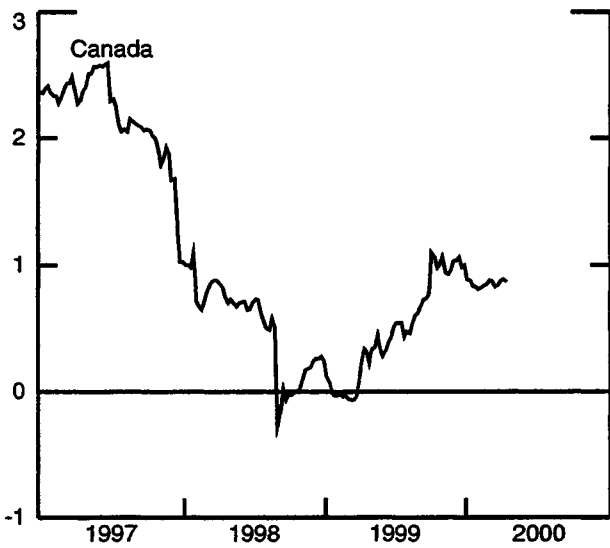
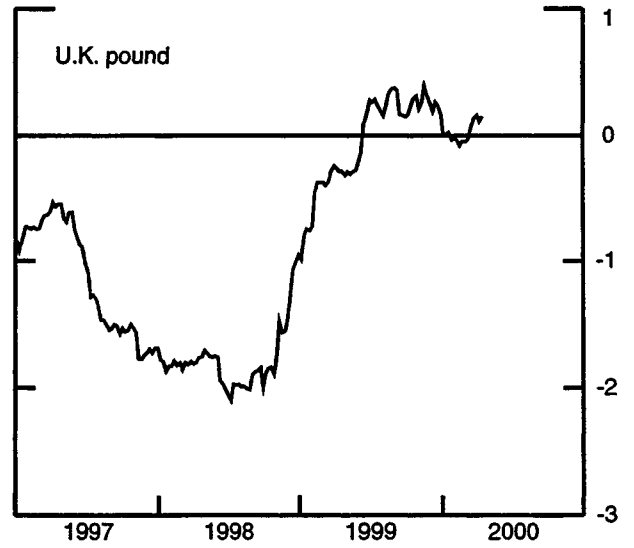


Chart 3

Price of Gold in London
(Averages for week ending Wednesday)

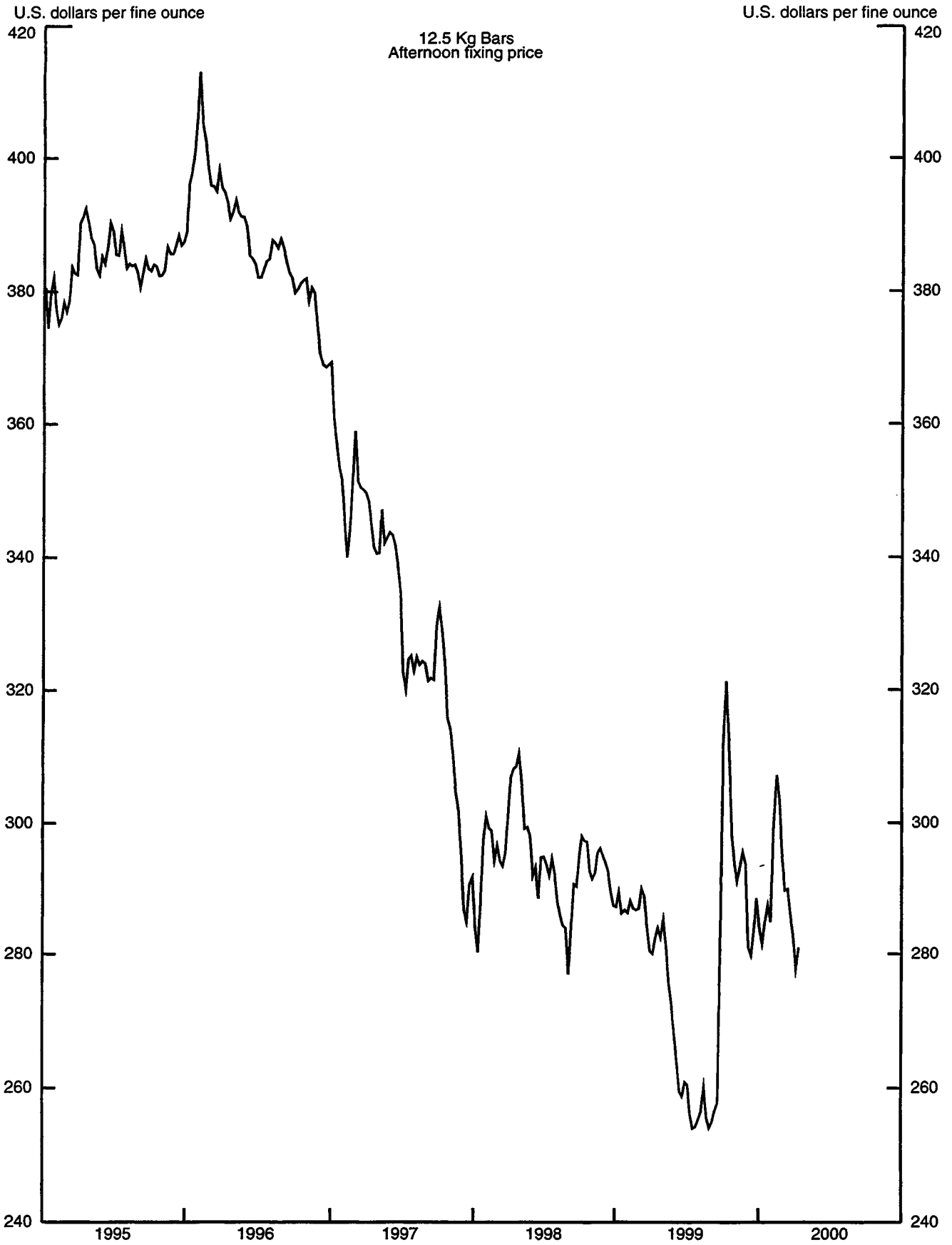
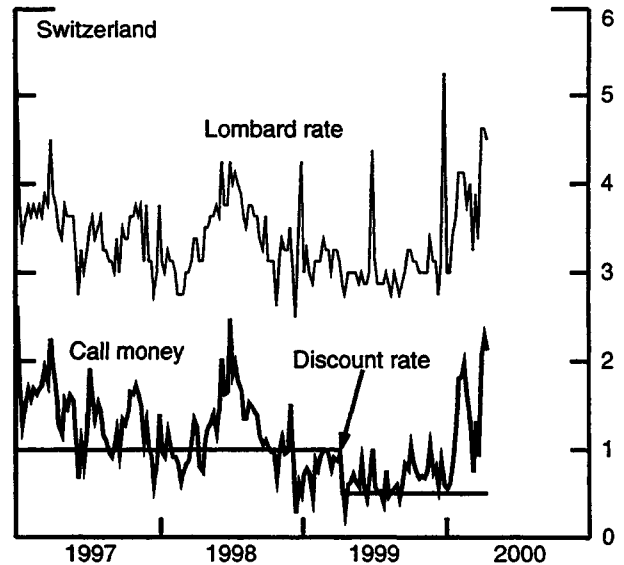
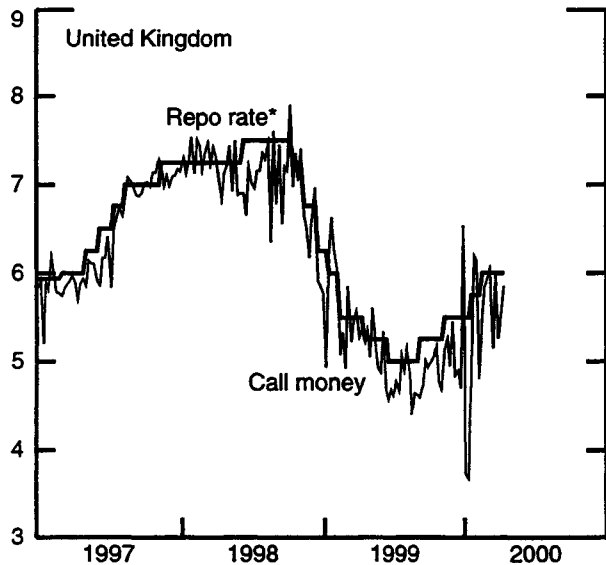
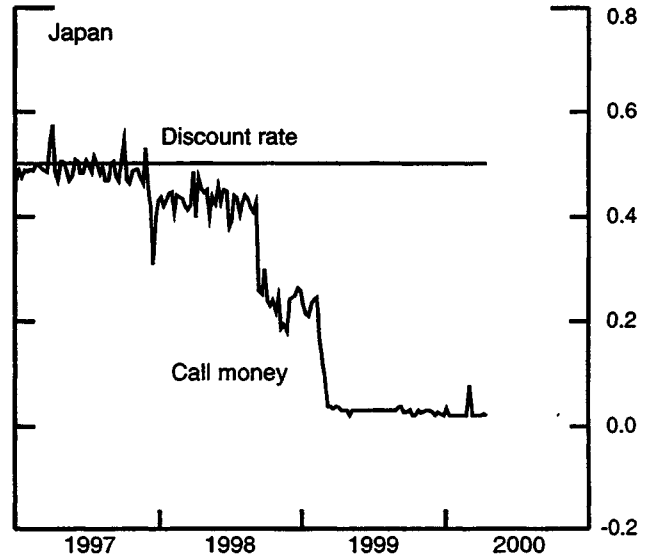
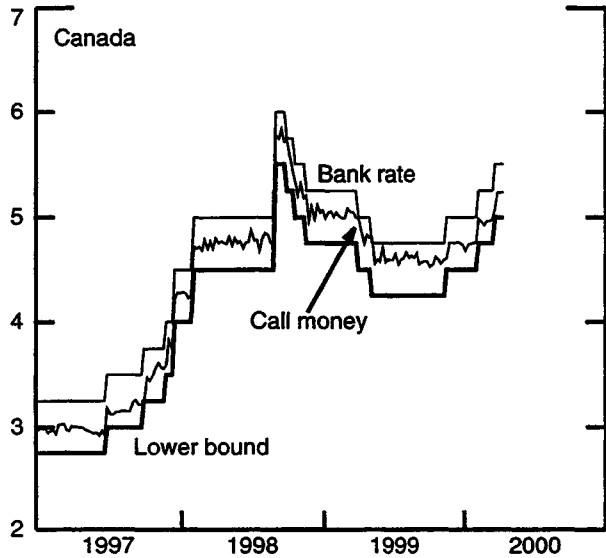
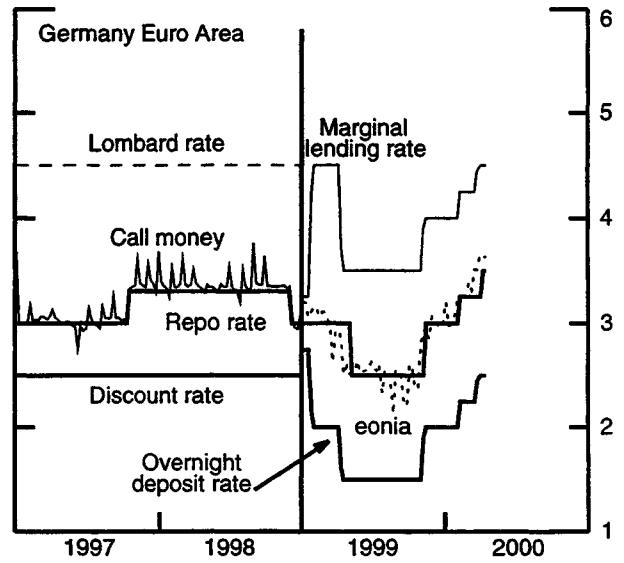
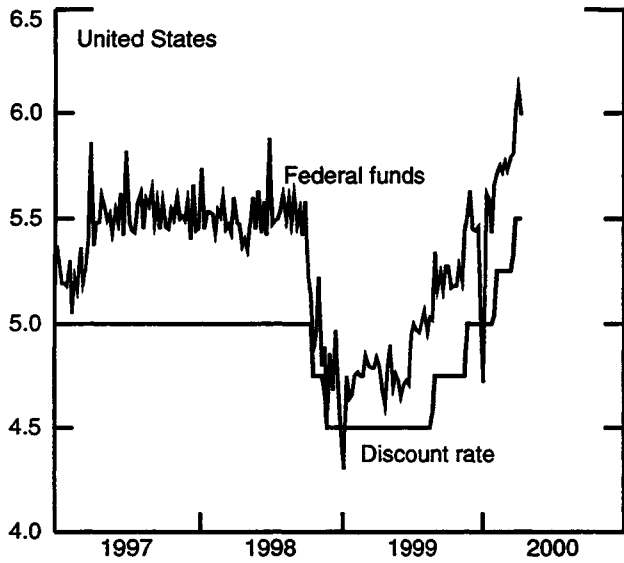


Chart 4
Overnight Funding Rates and Official Interest Rates
 (Averages for week ending Wednesday, percent per annum)



* Money-market dealing rate prior to March 1997.

Chart 5

3-Month Interest Rates

(Averages for week ending Wednesday, percent per annum)

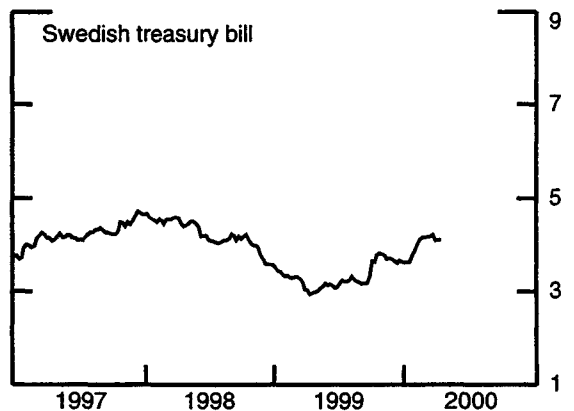
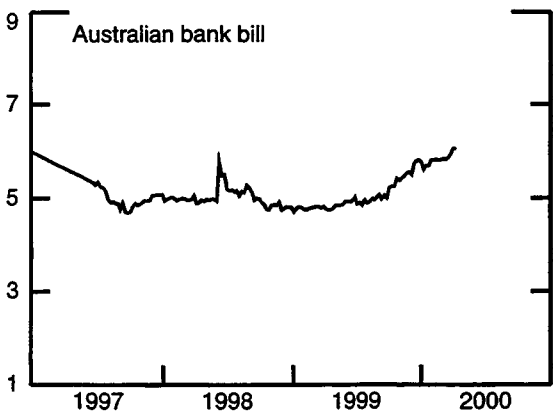
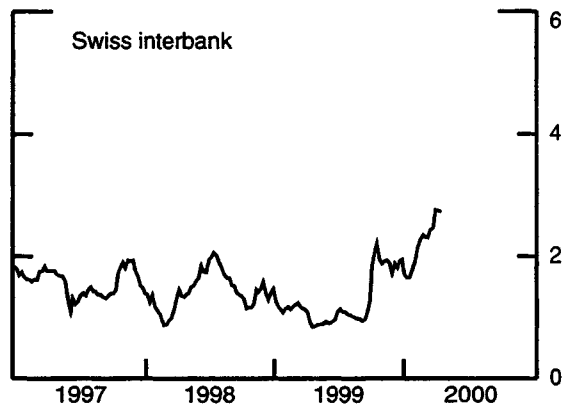
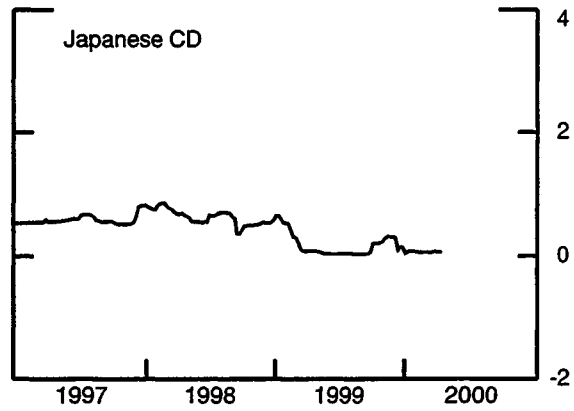
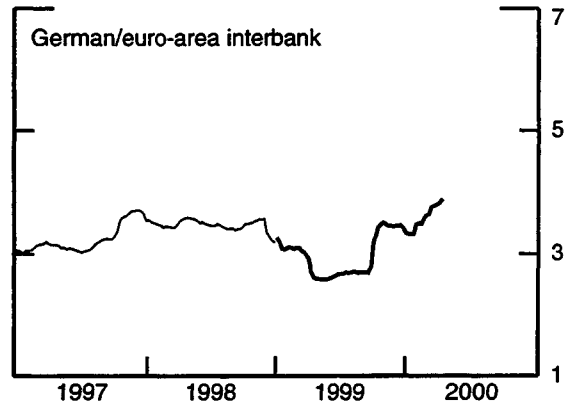
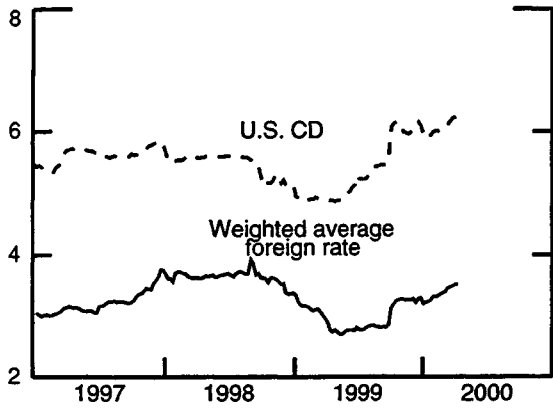


Chart 6

Long-Term Government Bond Yields (Averages for week ending Wednesday, percent per annum)

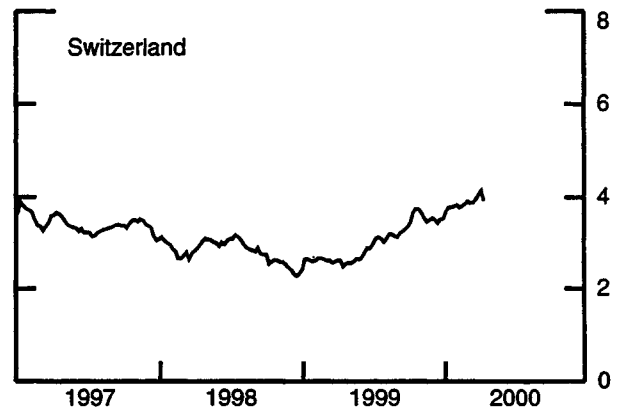
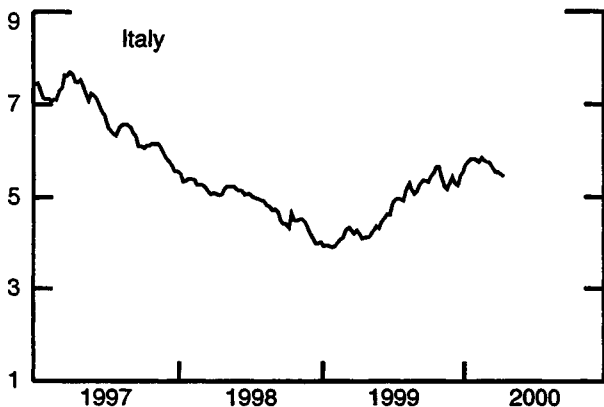
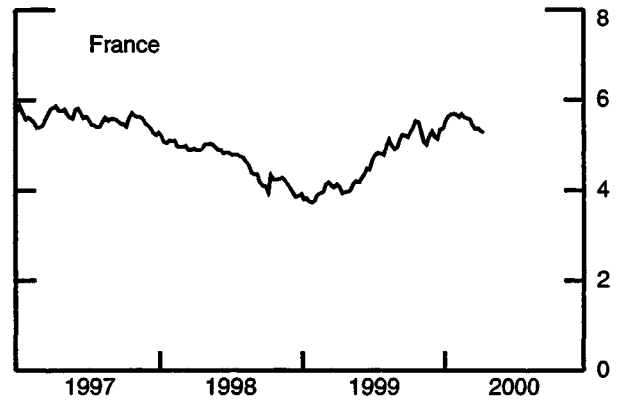
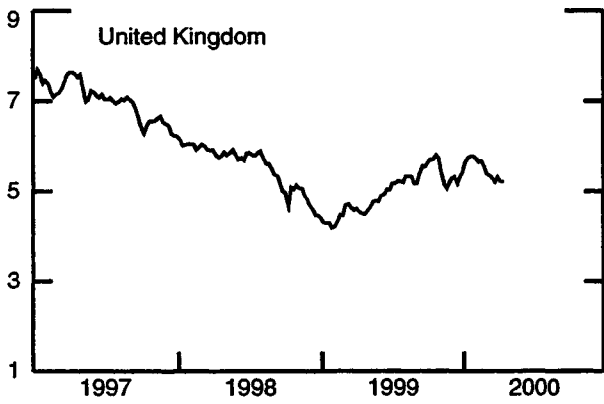
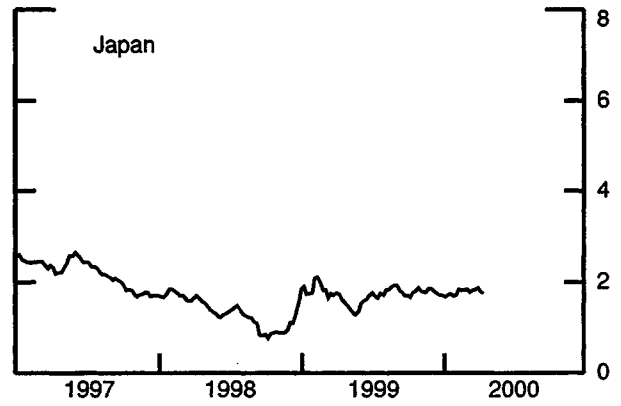
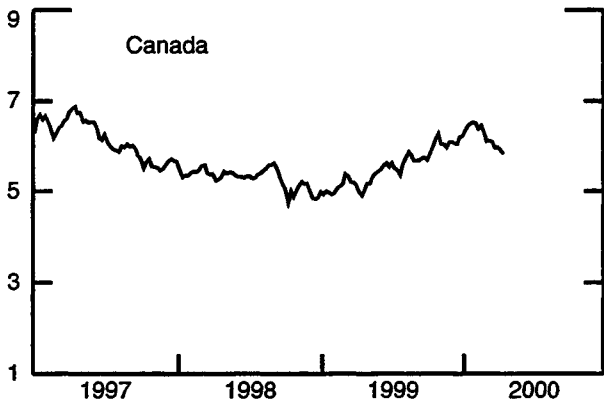
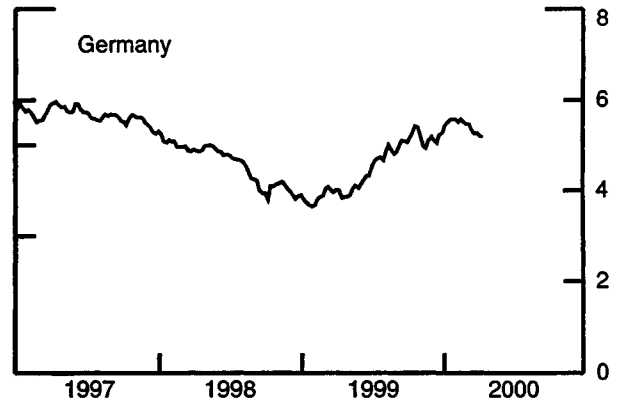
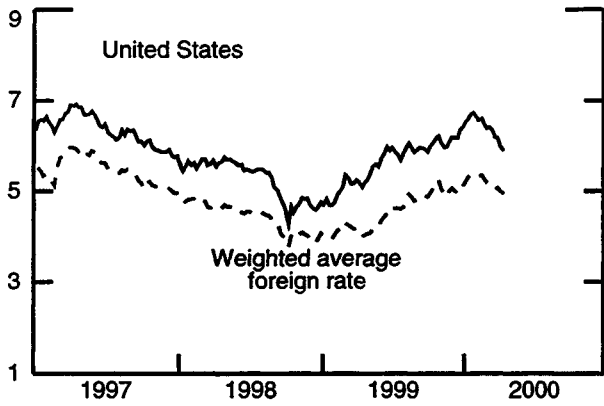
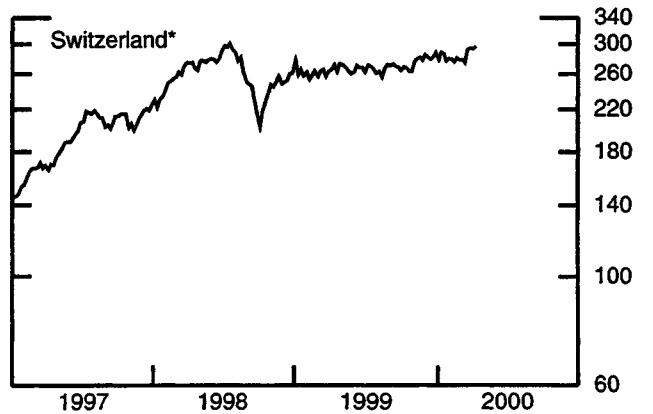
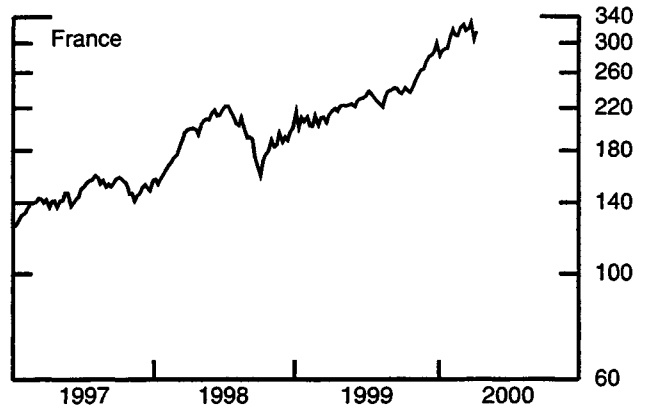
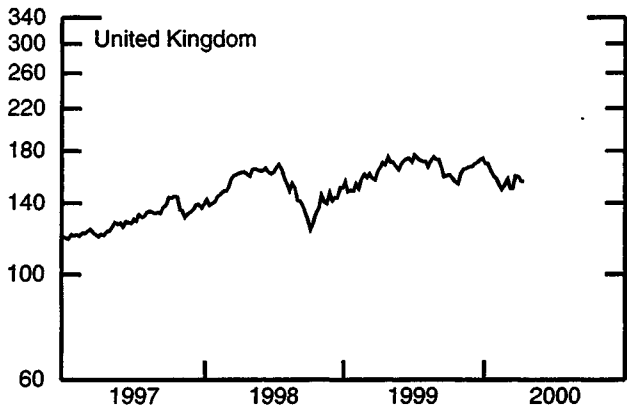
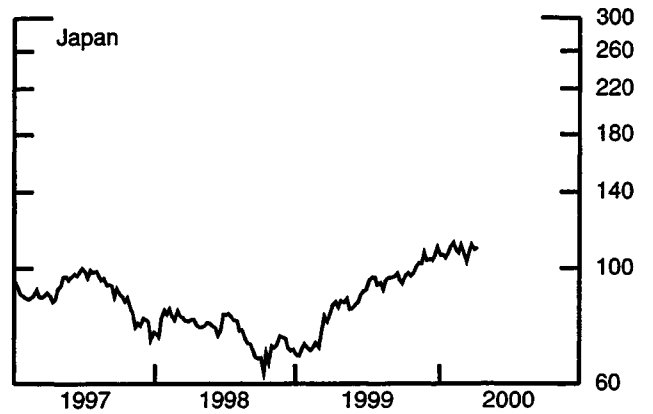
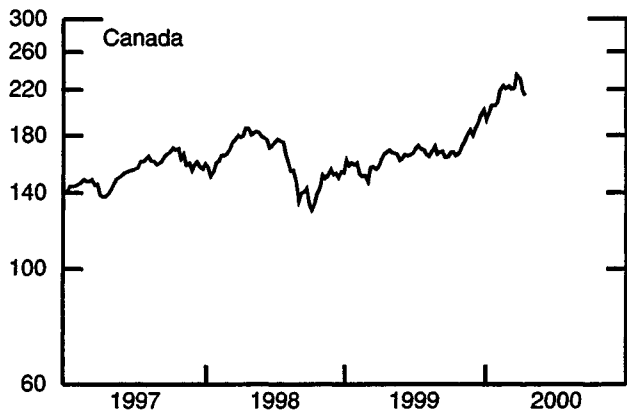
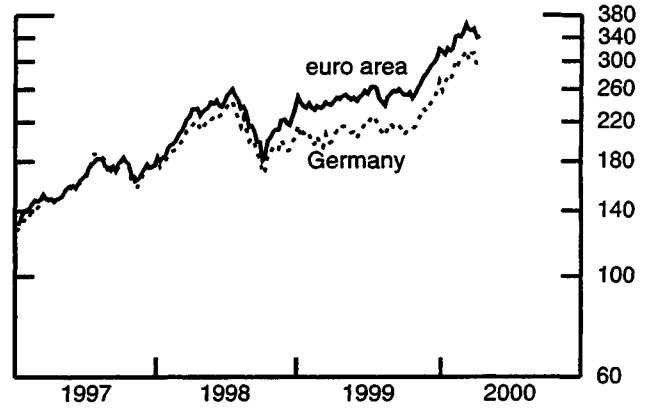
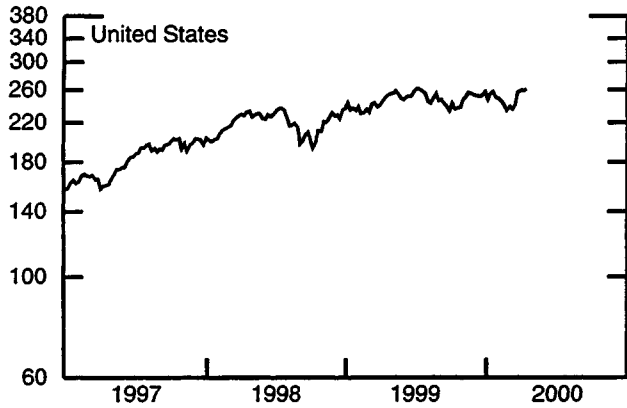


Chart 7

Stock Indexes

(Averages for week ending Wednesday, ratio scale, December 30, 1994 = 100)



*December 29, 1994 = 100

15-Mar-00 22-Mar-00 29-Mar-00 5-Apr-00 12-Apr-00

Chart 1. Nominal Currency Exchange Values

Noon buying rates (U.S. cents, weekly averages)

	15-Mar-00	22-Mar-00	29-Mar-00	5-Apr-00	12-Apr-00
Australian dollar	61.4420	60.7900	60.9680	60.6900	59.8740
Canadian dollar	68.427	67.993	68.422	68.755	68.529
Japanese yen	0.94616	0.94003	0.93755	0.95536	0.94471
Restated German mark and euro	96.66	96.85	96.40	95.93	95.80
Swedish krona	11.4811	11.5305	11.6001	11.5583	11.5611
Swiss franc	60.031	60.109	60.537	60.497	60.892
U.K. pound	157.69	157.14	158.67	159.38	158.43

Indexes, March 1973 base rates = 100

	15-Mar-00	22-Mar-00	29-Mar-00	5-Apr-00	12-Apr-00
Australian dollar	43.49	43.02	43.15	42.95	42.38
Canadian dollar	68.20	67.77	68.19	68.53	68.30
Japanese yen	247.74	246.13	245.48	250.15	247.36
Restated German mark and euro	139.03	139.30	138.65	137.97	137.79
Swedish krona	50.84	51.06	51.37	51.18	51.20
Swiss franc	193.13	193.38	194.76	194.63	195.90
U.K. pound	63.78	63.56	64.18	64.46	64.08

Chart 2. 3-Month Forward Exchange Rates, Premium or Discount

	15-Mar-00	22-Mar-00	29-Mar-00	5-Apr-00	12-Apr-00
Australian dollar	0.41	0.46	0.37	0.31	0.28
Canadian dollar	0.83	0.84	0.87	0.88	0.87
Euro	2.42	2.49	2.48	2.47	2.39
Japanese yen	6.16	6.22	6.25	6.25	6.25
Swiss franc	3.71	3.82	3.49	3.52	3.49
U.K. pound	0.06	0.13	0.16	0.11	0.15

Chart 3. Gold Price in London, Afternoon Fixing

	15-Mar-00	22-Mar-00	29-Mar-00	5-Apr-00	12-Apr-00
U.S. dollars per fine ounce	289.86	285.99	282.83	277.63	280.93

Chart 4. Overnight Funding Rates and Official Interest Rates

	15-Mar-00	22-Mar-00	29-Mar-00	5-Apr-00	12-Apr-00
United States					
Federal funds	5.79	5.81	6.01	6.12	5.99
Discount rate	5.25	5.32	5.50	5.50	5.50
Canada					
Bank rate	5.25	5.50	5.50	5.50	5.50
Call money	4.98	5.08	5.23	5.23	5.24
Lower bound	4.75	5.00	5.00	5.00	5.00
Euro area					
Marginal lending rate	4.25	4.45	4.50	4.50	4.50
Eonia	3.51	3.51	3.65	3.65	3.62
Repo rate	3.25	3.45	3.50	3.50	3.50
Overnight deposit rate	2.25	2.45	2.50	2.50	2.50
Japan					
Call money	0.02	0.02	0.02	0.02	0.02
Discount rate	0.50	0.50	0.50	0.50	0.50
Switzerland					
Lombard rate	3.88	3.38	4.63	4.63	4.50
Call money	1.32	0.92	2.08	2.28	2.12
Discount rate	0.50	0.50	0.50	0.50	0.50
United Kingdom					
Call money	5.15	5.99	5.26	5.50	5.85
Repo rate	6.00	6.00	6.00	6.00	6.00

15-Mar-00 22-Mar-00 29-Mar-00 5-Apr-00 12-Apr-00

Chart 5. 3-Month Interest Rates

	15-Mar-00	22-Mar-00	29-Mar-00	5-Apr-00	12-Apr-00
U.S. 90-day CD's, secondary market	6.11	6.17	6.22	6.23	6.24
Australian bank bill	5.82	5.86	5.95	6.05	6.05
Canadian finance paper	5.41	5.45	5.47	5.48	5.50
Euro-area interbank	3.76	3.78	3.79	3.83	3.88
Japanese CD	0.05	0.07	0.07	0.06	0.06
Swedish treasury bill	4.17	4.21	4.10	4.10	4.10
Swiss interbank	2.43	2.46	2.76	2.75	2.72
U.K. interbank sterling	6.06	6.07	6.05	6.11	6.11
Weighted average foreign interest rate (Canada, euro area, Japan, United Kingdom, Switzerland, Australia, and Sweden)	3.44	3.46	3.48	3.50	3.52

Chart 6. Long Term Government Bellwether Bond Yields
10-year maturity, where available

	15-Mar-00	22-Mar-00	29-Mar-00	5-Apr-00	12-Apr-00
Canada	6.09	5.96	5.98	5.92	5.83
France	5.46	5.37	5.39	5.33	5.29
Germany	5.34	5.25	5.27	5.20	5.18
Italy	5.62	5.53	5.55	5.49	5.45
Japan	1.81	1.84	1.87	1.79	1.76
Switzerland	3.86	3.94	4.04	4.13	3.92
United Kingdom	5.28	5.20	5.31	5.23	5.21
United States	6.34	6.18	6.17	5.98	5.89
Weighted average foreign interest rate (Canada, euro area, Japan, United Kingdom, Switzerland, Australia, and Sweden)	5.11	5.03	5.06	5.00	4.94

Chart 7. Stock Indexes (Wednesday figures)

	15-Mar-00	22-Mar-00	29-Mar-00	5-Apr-00	12-Apr-00
Canada	220.56	234.28	230.26	218.97	214.73
France	317.54	320.25	331.00	305.34	316.32
Germany	301.68	313.43	313.37	291.20	293.30
Euro area*	451.43	447.76	453.01	432.34	435.28
Italy	326.03	322.67	323.98	300.70	306.65
Japan	102.97	107.38	111.14	108.72	109.44
Switzerland**	273.88	291.71	294.03	293.09	296.47
United Kingdom	150.30	158.90	158.47	155.09	155.20
United States	241.10	256.33	258.77	259.24	260.72

Indices (in order, rebased to December 30, 1994, **December 29, 1994) are Toronto Composite, SBF250, FAZ Aktien, *Dow Jones EURO stock index, Banca Italiana General, Tokyo SE (Topix), Swiss Performance Index, Financial Times Ordinary, NYSE Composite