

Selected Interest & Exchange Rates

Weekly Series of Charts

November 29, 1999

Prepared by the

FINANCIAL MARKETS

SECTION

DIVISION OF

INTERNATIONAL FINANCE

BOARD OF GOVERNORS

FEDERAL RESERVE SYSTEM

Washington, D.C. 20551

Table of Contents

TABLES

1. LATEST FIGURES PLOTTED
2. DAILY CERTIFIED SPOT
EXCHANGE RATES

CHARTS

1. NOMINAL CURRENCY EXCHANGE
VALUES
2. 3-MONTH FORWARD EXCHANGE
RATES
3. PRICE OF GOLD IN LONDON
4. OVERNIGHT FUNDING RATES
AND OFFICIAL INTEREST RATES
5. 3-MONTH INTEREST RATES
6. LONG-TERM GOVERNMENT BOND
YIELDS
7. STOCK INDEXES

SUBSCRIPTION RATES:

Weekly \$30.00 per year or \$.70 each in the United States, its possessions, Canada, and Mexico. Elsewhere, \$35.00 per year or \$.80 each. Address requests to Publications Services Division of Support Services and make payment remittance payable to the Board of Governors of the Federal Reserve System in a form collectible at Par in U.S. currency.

Chart 1

Nominal Currency Exchange Values

Dollar prices of foreign currencies and weighted average values of U.S. dollar
(Averages for week ending Wednesday, ratio scale, March 1973 = 100)

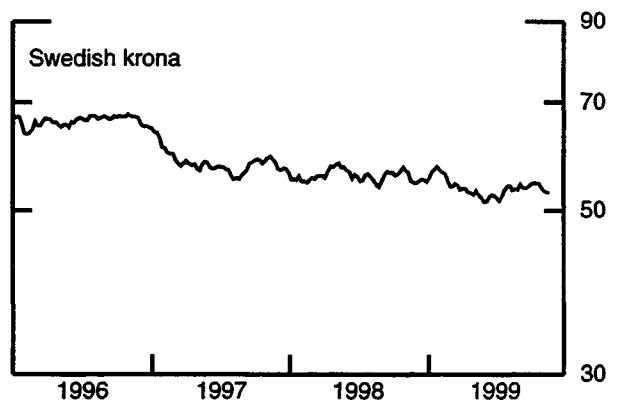
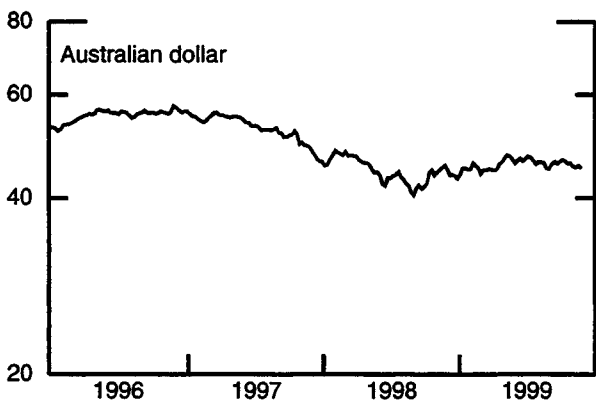
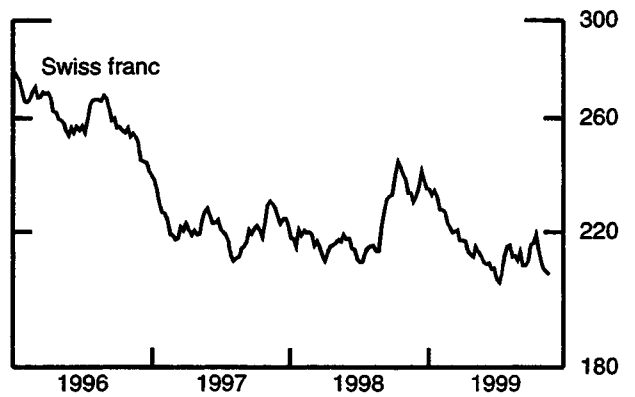
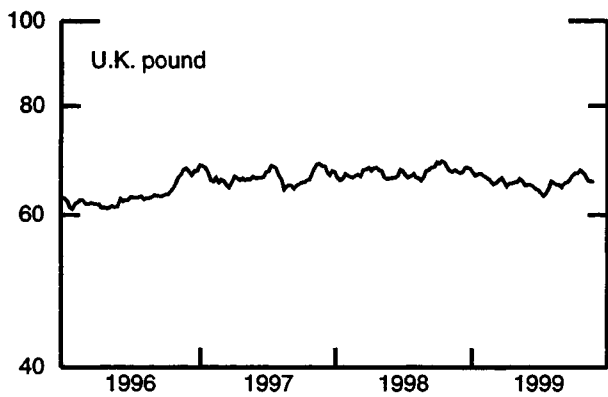
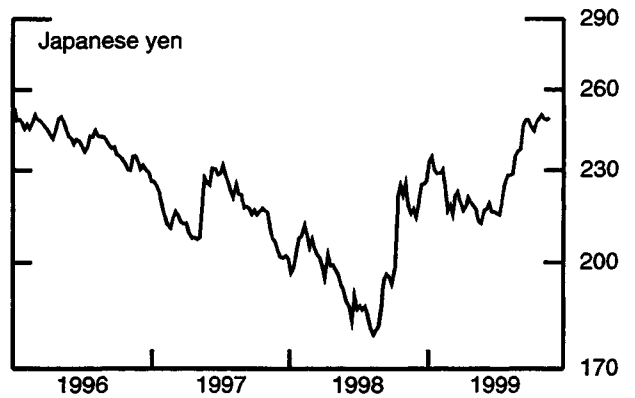
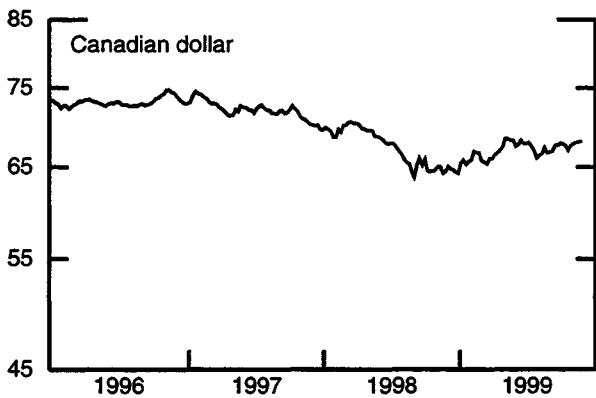
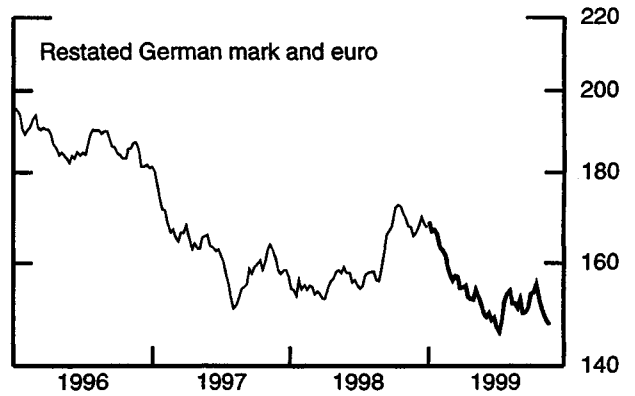


Chart 2

3-Month Forward Exchange Rates

Premium (+) or (-)

(Averages for week ending Wednesday, percent per annum)

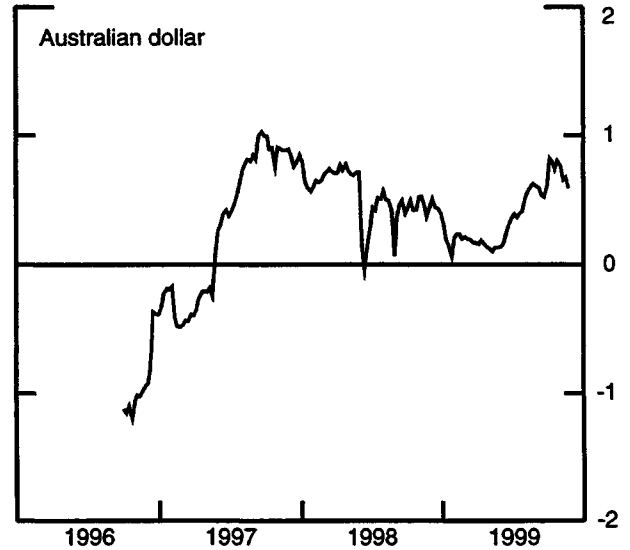
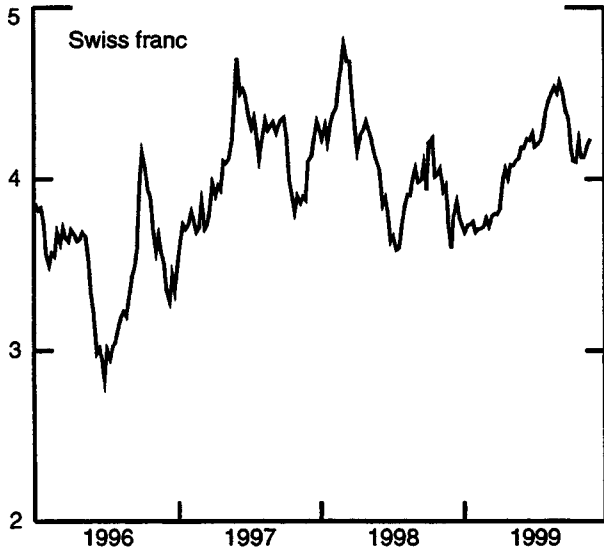
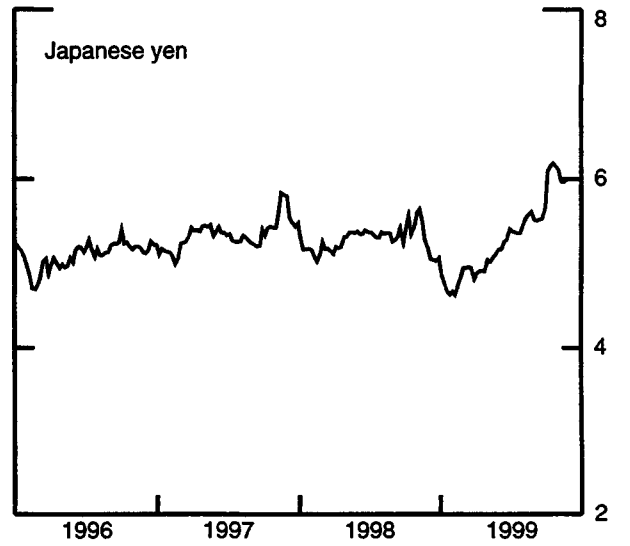
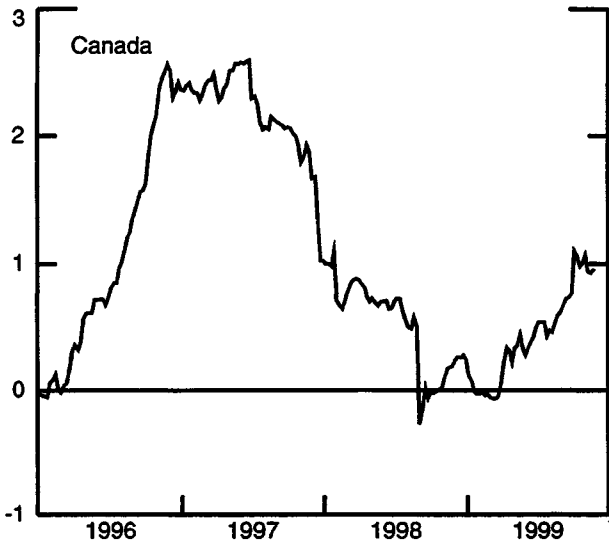
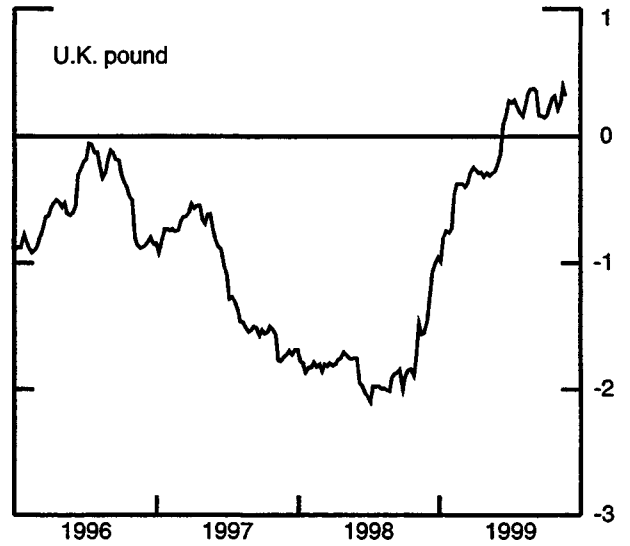


Chart 3

Price of Gold in London
(Averages for week ending Wednesday)

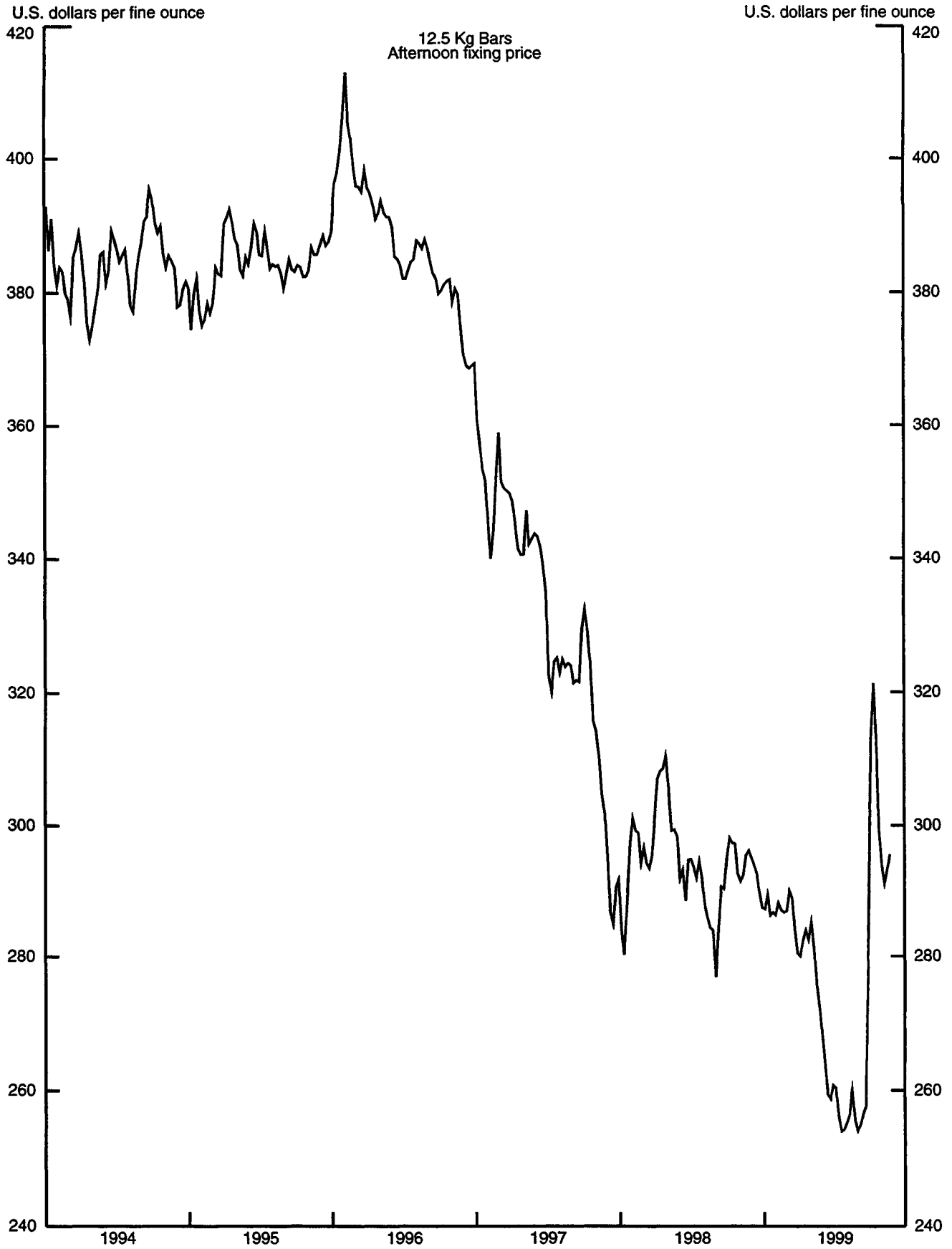
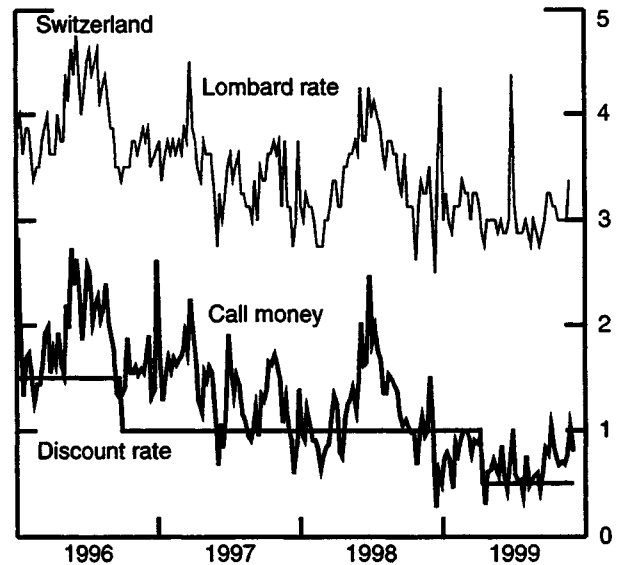
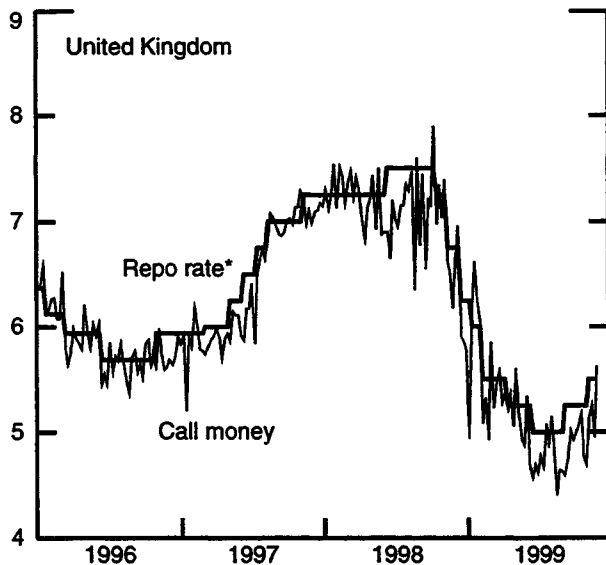
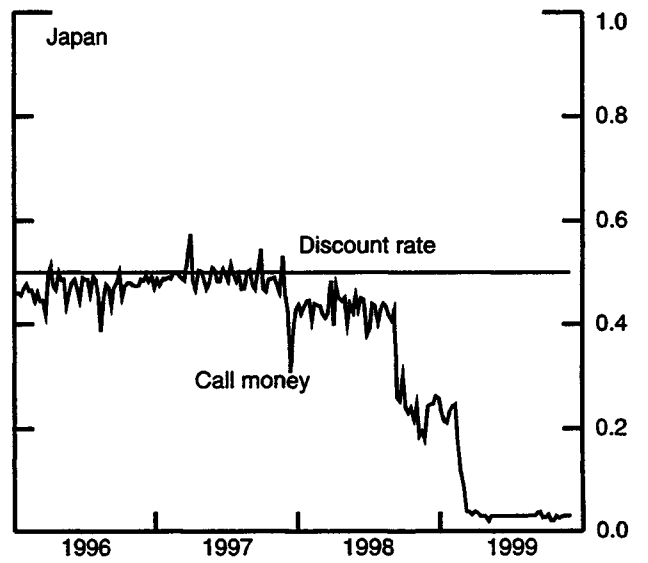
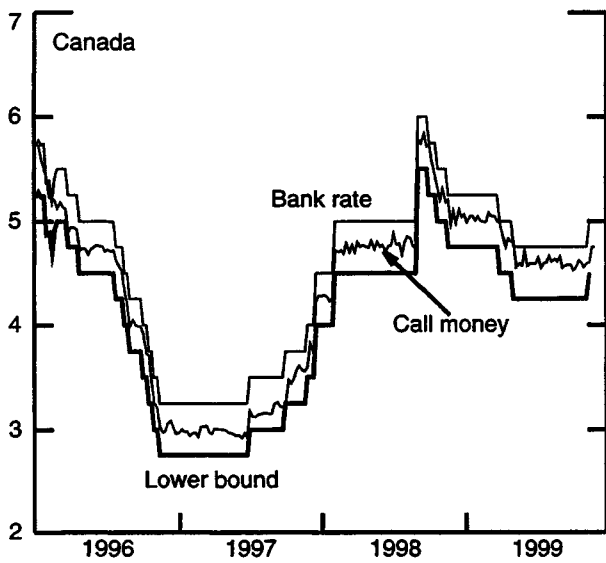
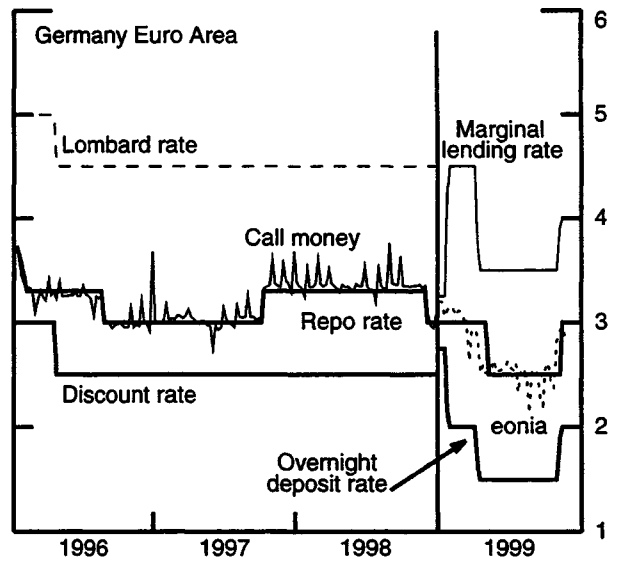
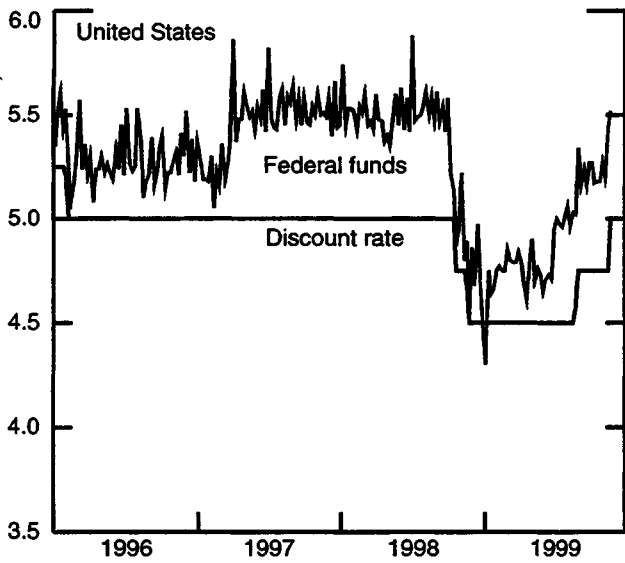


Chart 4
Overnight Funding Rates and Official Interest Rates
 (Averages for week ending Wednesday, percent per annum)



* Money-market dealing rate prior to March 1997.

Chart 5

3-Month Interest Rates

(Averages for week ending Wednesday, percent per annum)

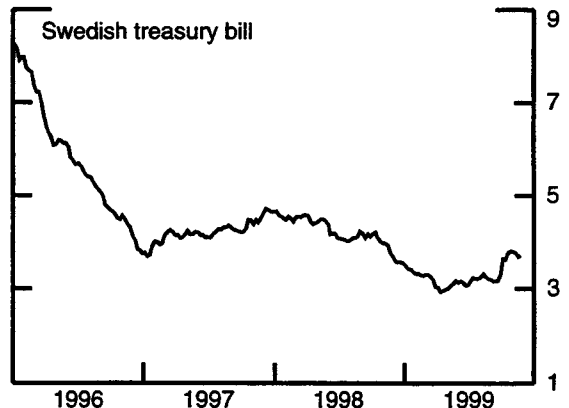
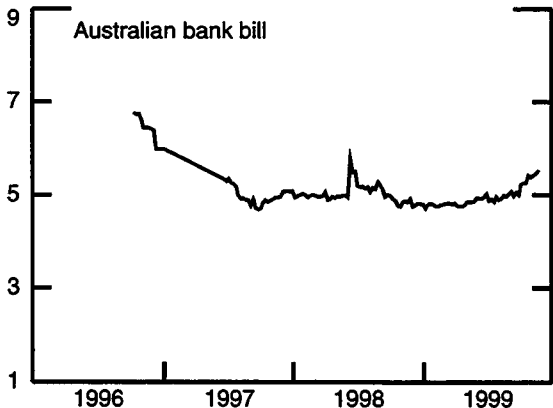
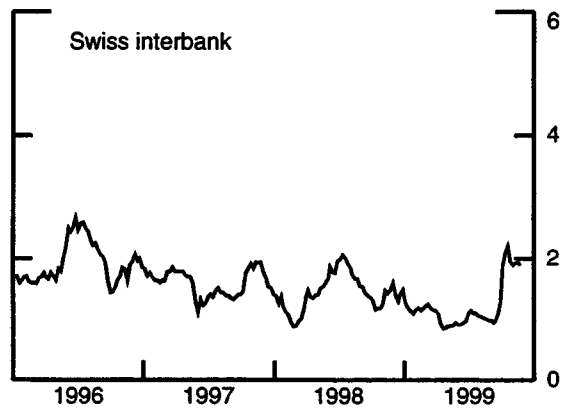
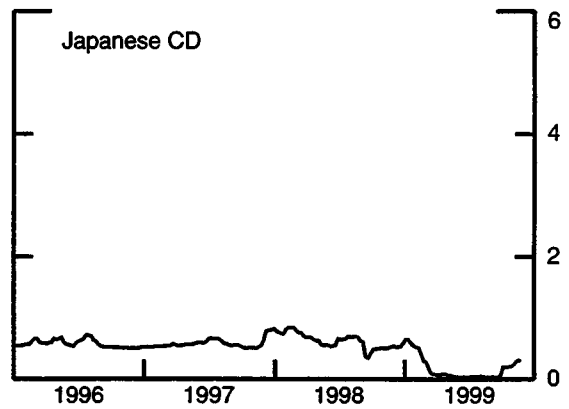
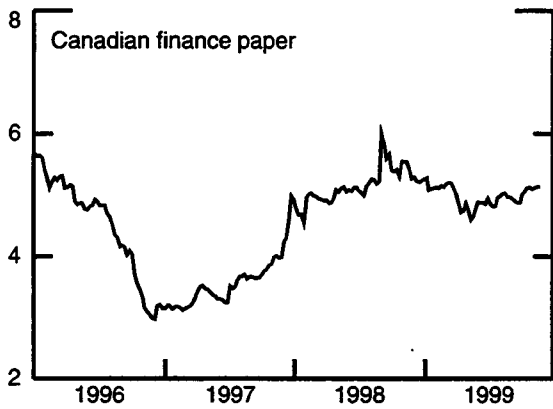
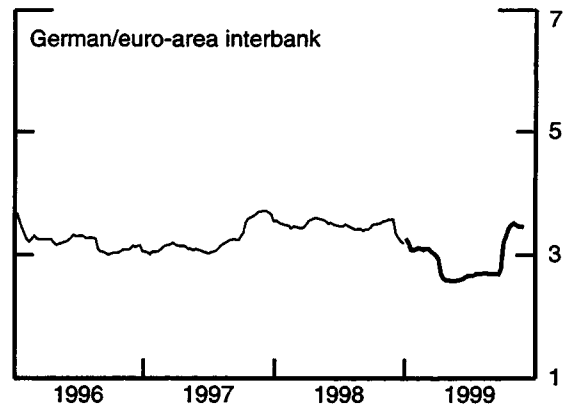
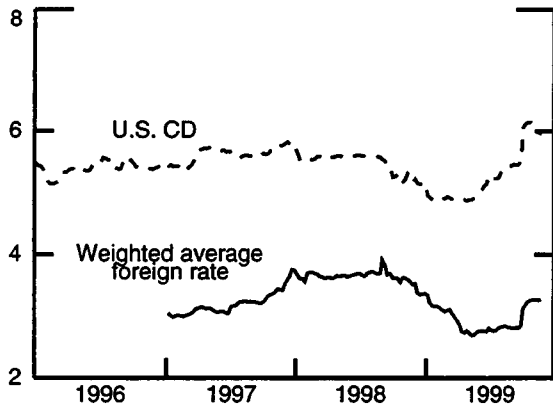


Chart 6

Long-Term Government Bond Yields (Averages for week ending Wednesday, percent per annum)

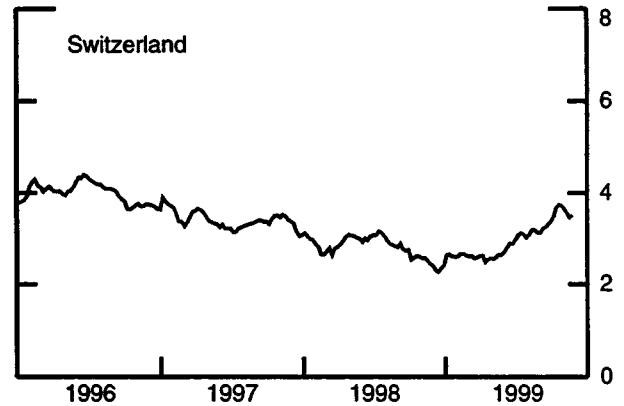
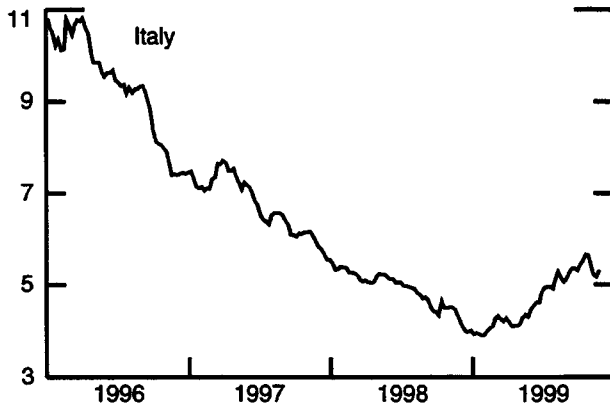
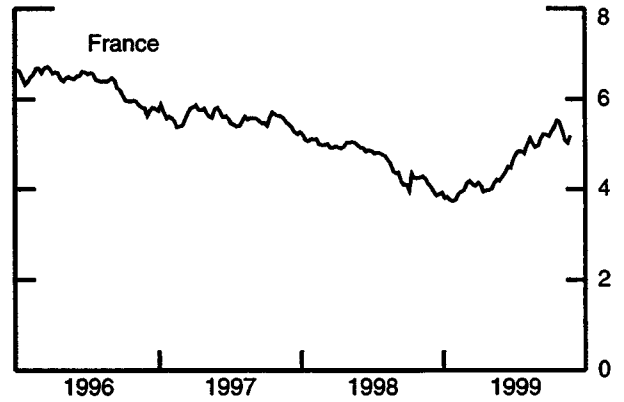
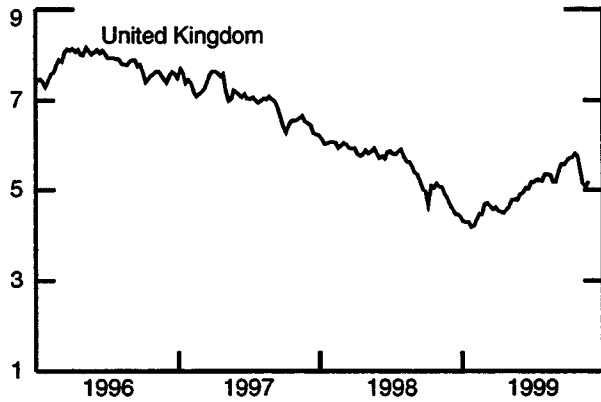
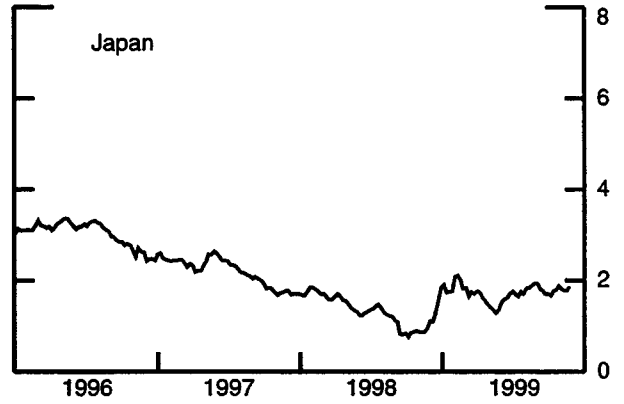
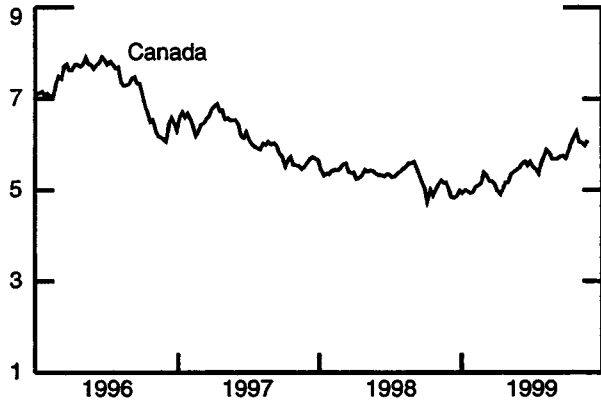
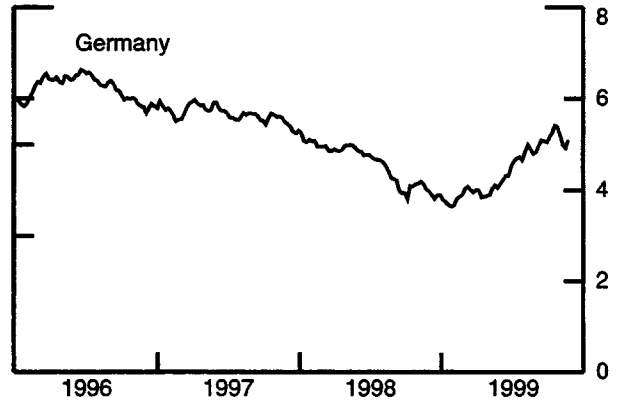
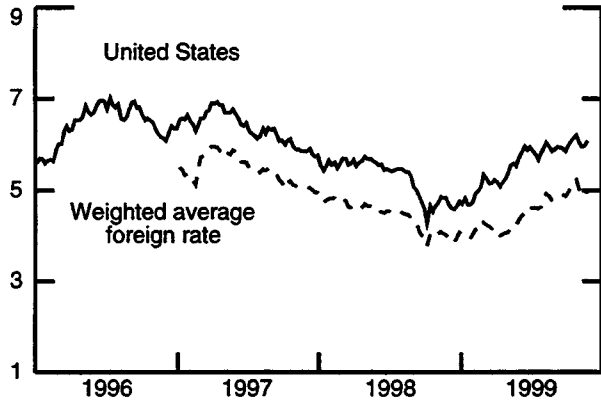
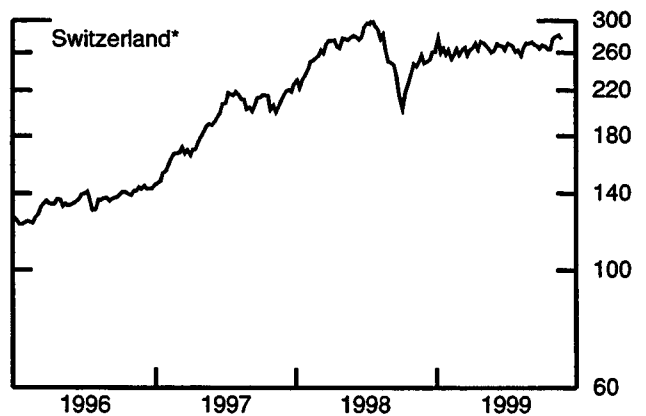
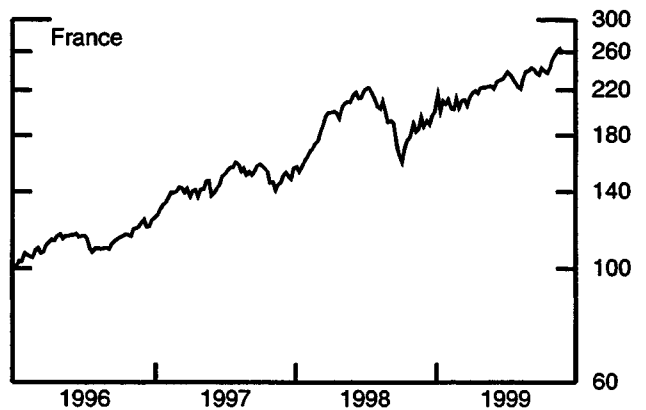
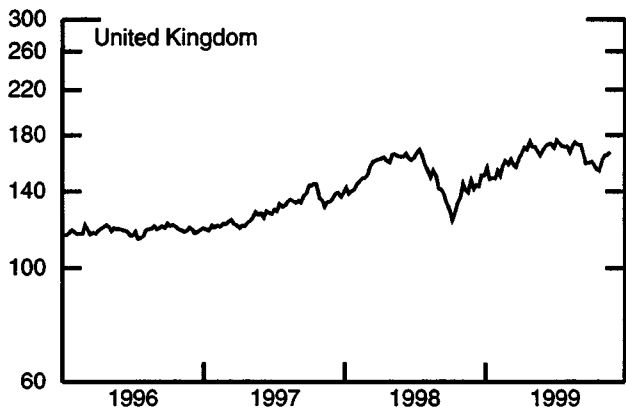
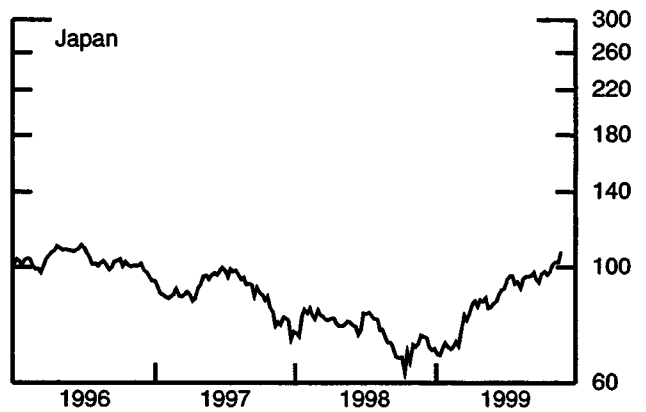
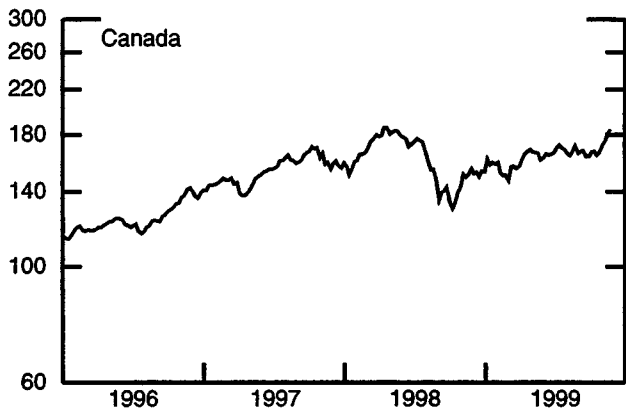
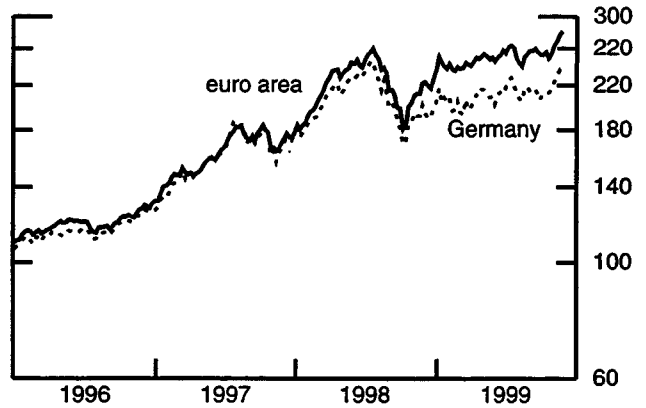
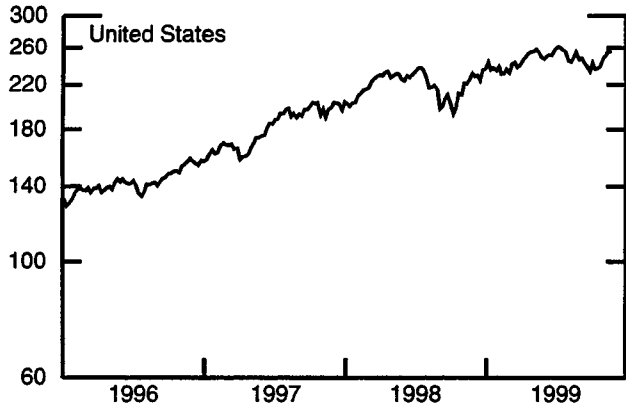


Chart 7

Stock Indexes

(Averages for week ending Wednesday, ratio scale, December 30, 1994 = 100)



*December 29, 1994 = 100

27-Oct-99 3-Nov-99 10-Nov-99 17-Nov-99 24-Nov-99

Chart 1. Nominal Currency Exchange Values

Noon buying rates (U.S. cents, weekly averages)

	27-Oct-99	3-Nov-99	10-Nov-99	17-Nov-99	24-Nov-99
Australian dollar	64.8400	64.1140	63.8200	64.2725	63.6800
Canadian dollar	67.760	68.024	68.115	68.210	68.289
Japanese yen	0.95026	0.95648	0.95058	0.94896	0.95121
Restated German mark and euro	106.52	105.04	104.08	103.36	102.75
Swedish krona	12.2668	12.1227	12.0085	11.9659	11.9406
Swiss franc	66.646	65.427	64.644	64.426	64.163
U.K. pound	165.96	164.23	162.38	161.89	161.68

Indexes, March 1973 base rates = 100

	27-Oct-99	3-Nov-99	10-Nov-99	17-Nov-99	24-Nov-99
Australian dollar	45.89	45.38	45.17	45.49	45.07
Canadian dollar	67.54	67.80	67.89	67.98	68.06
Japanese yen	248.81	250.44	248.89	248.47	249.06
Restated German mark and euro	153.21	151.09	149.70	148.67	147.78
Swedish krona	54.32	53.68	53.18	52.99	52.88
Swiss franc	214.41	210.49	207.97	207.27	206.42
U.K. pound	67.13	66.42	65.68	65.48	65.39

Chart 2. 3-Month Forward Exchange Rates, Premium or Discount

	27-Oct-99	3-Nov-99	10-Nov-99	17-Nov-99	24-Nov-99
Australian dollar	0.80	0.76	0.66	0.68	0.59
Canadian dollar	1.00	1.06	0.94	0.93	0.96
Euro	2.77	2.69	2.63	2.67	2.66
Japanese yen	6.15	6.10	5.97	5.96	5.99
Swiss franc	4.22	4.12	4.12	4.19	4.23
U.K. pound	0.31	0.21	0.26	0.39	0.32

Chart 3. Gold Price in London, Afternoon Fixing

	27-Oct-99	3-Nov-99	10-Nov-99	17-Nov-99	24-Nov-99
U.S. dollars per fine ounce	298.85	293.69	291.01	293.21	295.40

Chart 4. Overnight Funding Rates and Official Interest Rates

United States					
Federal funds	5.18	5.27	5.20	5.44	5.52
Discount rate	4.75	4.75	4.75	4.75	5.00
Canada					
Bank rate	4.75	4.75	4.75	5.00	5.00
Call money	4.60	4.55	4.59	4.61	4.75
Lower bound	4.25	4.25	4.25	4.50	4.50
Euro area					
Marginal lending rate	3.50	3.50	3.90	4.00	4.00
Eonia	2.37	2.82	2.92	2.96	2.85
Repo rate	2.50	2.50	3.00	3.00	3.00
Overnight deposit rate	1.50	1.50	1.90	2.00	2.00
Japan					
Call money	0.03	0.03	0.03	0.03	0.03
Discount rate	0.50	0.50	0.50	0.50	0.50
Switzerland					
Lombard rate	3.00	3.00	3.00	3.00	3.38
Call money	0.67	0.70	0.68	0.77	1.04
Discount rate	0.50	0.50	0.50	0.50	0.50
United Kingdom					
Call money	4.76	4.69	5.14	5.26	4.95
Repo rate	5.25	5.25	5.50	5.50	5.50

27-Oct-99 3-Nov-99 10-Nov-99 17-Nov-99 24-Nov-99

Chart 5. 3-Month Interest Rates

	27-Oct-99	3-Nov-99	10-Nov-99	17-Nov-99	24-Nov-99
U.S. 90-day CD's, secondary market	6.15	6.11	5.99	5.98	5.96
Australian bank bill	5.41	5.37	5.41	5.46	5.52
Canadian finance paper	5.12	5.09	5.12	5.13	5.13
Euro-area interbank	3.47	3.51	3.49	3.45	3.45
Japanese CD	0.21	0.23	0.28	0.31	0.30
Swedish treasury bill	3.81	3.80	3.77	3.69	3.71
Swiss interbank	1.95	1.88	1.93	1.94	1.89
U.K. interbank sterling	5.77	5.84	5.70	5.55	5.69
Weighted average foreign interest rate (Canada, euro area, Japan, United Kingdom, Switzerland, Australia, and Sweden)	3.25	3.26	3.27	3.25	3.26

Chart 6. Long Term Government Bellwether Bond Yields
10-year maturity, where available

Canada	6.27	6.05	6.04	5.96	6.08
France	5.52	5.29	5.09	5.03	5.20
Germany	5.39	5.18	4.98	4.93	5.09
Italy	5.64	5.42	5.23	5.17	5.31
Japan	1.87	1.80	1.77	1.78	1.86
Switzerland	3.73	3.64	3.54	3.45	3.50
United Kingdom	5.75	5.43	5.14	5.06	5.19
United States	6.21	6.05	5.96	5.97	6.08
Weighted average foreign interest rate (Canada, euro area, Japan, United Kingdom, Switzerland, Australia, and Sweden)	5.24	5.04	4.92	4.87	5.00

Chart 7. Stock Indexes (Wednesday figures)

Canada	166.40	171.68	174.83	180.16	183.98
France	242.33	251.60	257.83	263.41	264.23
Germany	214.91	221.35	229.01	235.60	232.04
Euro area*	322.04	333.55	342.14	352.64	357.45
Italy	223.13	227.44	231.56	235.38	237.81
Japan	97.71	100.75	102.23	102.08	107.01
Switzerland**	263.33	276.23	279.67	281.36	276.96
United Kingdom	153.31	161.03	164.34	164.78	166.43
United States	238.36	247.65	250.67	256.84	253.90

Indices (in order, rebased to December 30, 1994, **December 29, 1994) are Toronto Composite, SBF250, FAZ Aktien, *Dow Jones EURO stock index, Banca Italiana General, Tokyo SE (Topix), Swiss Performance Index, Financial Times Ordinary, NYSE Composite