

(516/517)

Selected Interest & Exchange Rates

Weekly Series of Charts

January 25, 1999

**Prepared by the
FINANCIAL MARKETS
SECTION**

**DIVISION OF
INTERNATIONAL FINANCE**

**BOARD OF GOVERNORS
FEDERAL RESERVE SYSTEM
Washington, D.C. 20551**

Table of Contents

TABLES

1. LATEST FIGURES PLOTTED
2. DAILY CERTIFIED SPOT EXCHANGE RATES

CHARTS

1. NOMINAL CURRENCY EXCHANGE VALUES
2. 3-MONTH FORWARD EXCHANGE RATES
3. PRICE OF GOLD IN LONDON
4. OVERNIGHT FUNDING RATES AND OFFICIAL INTEREST RATES
5. 3-MONTH INTEREST RATES
6. LONG-TERM GOVERNMENT BOND YIELDS
7. STOCK INDEXES

SUBSCRIPTION RATES:

Weekly \$30.00 per year or \$.70 each in the United States, its possessions, Canada, and Mexico. Elsewhere, \$35.00 per year or \$.80 each.

Address requests to Publications Services Division of Support Services and make payment remittance payable to the Board of Governors of the Federal Reserve System in a form collectible at Par in U.S. currency.

Note: With this issue, a number of changes have been made to the charts. These changes are largely in response to the introduction of the euro and to accompanying changes in the structure of the financial markets in Europe. In addition, some charts were revised to show information on a wider array of countries and interest rates, and three charts that appeared in previous issues (on eurodollar deposit rates, eurodollar and U.S. money market rates, and interest arbitrage) have been deleted. Weighted-average exchange value indexes for currencies other than the U.S. dollar (formerly shown in Chart 1) have also been deleted.

Chart 1

Nominal Currency Exchange Values

Dollar prices of foreign currencies and weighted average value of U.S. dollar
(Averages for week ending Wednesday, ratio scale, March 1973 = 100)

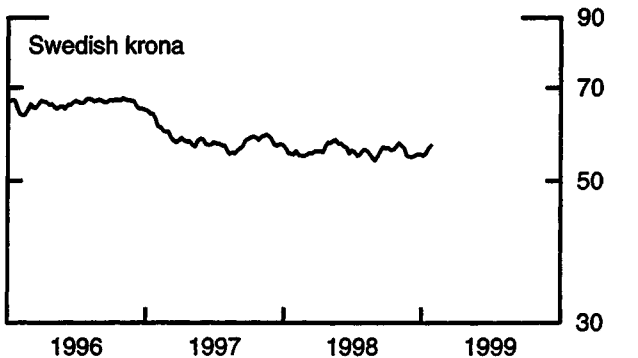
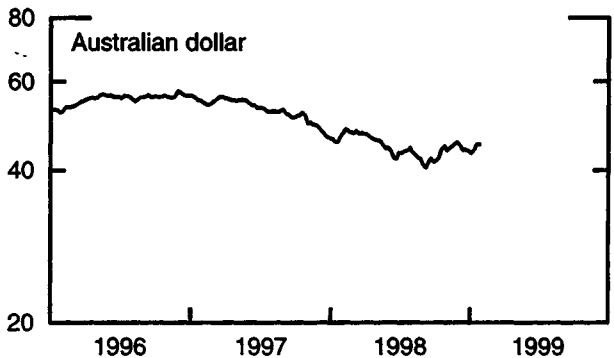
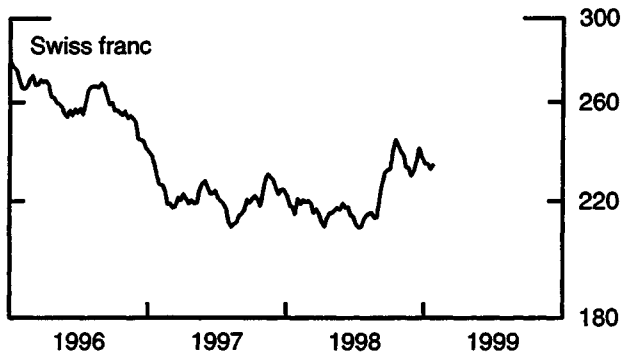
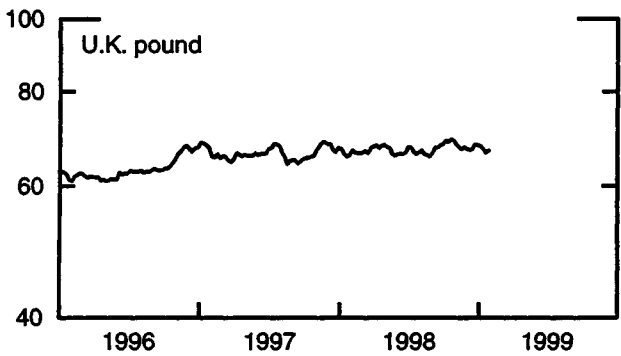
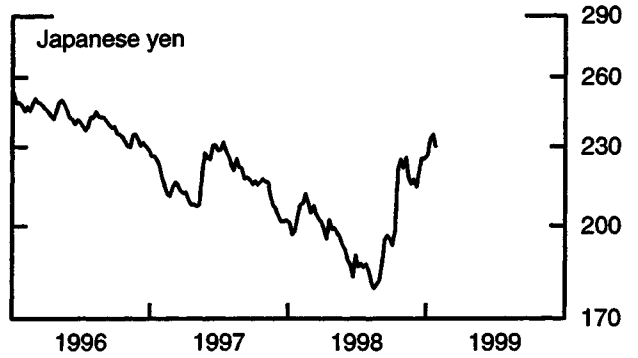
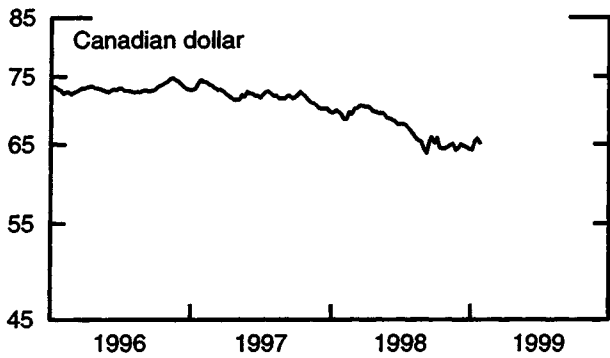
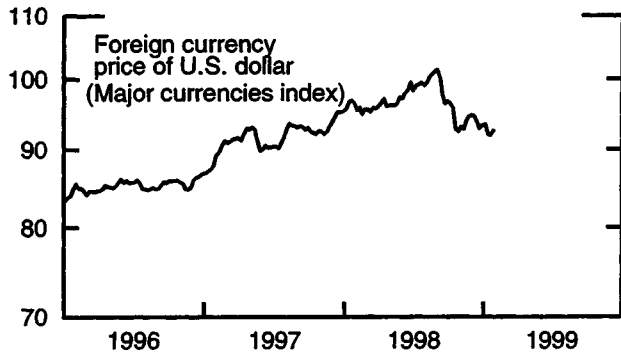


Chart 2

3-Month Forward Exchange Rates

Premium (+) or (-)
(Average for week ending Wednesday, percent per annum)

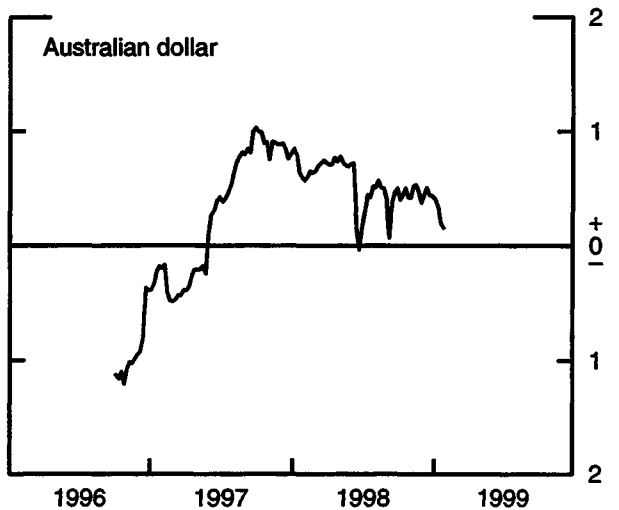
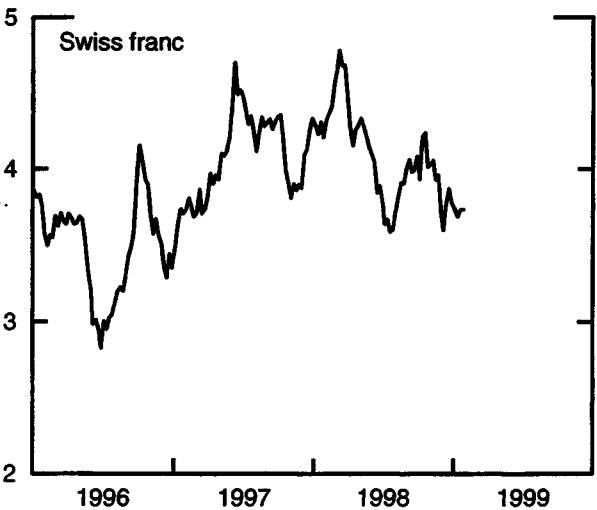
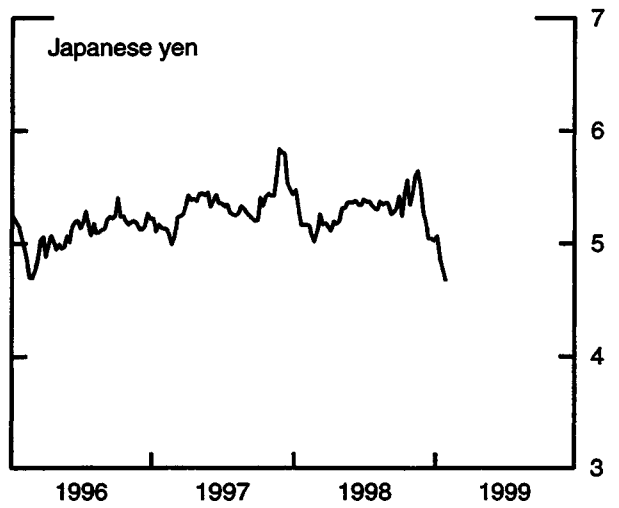
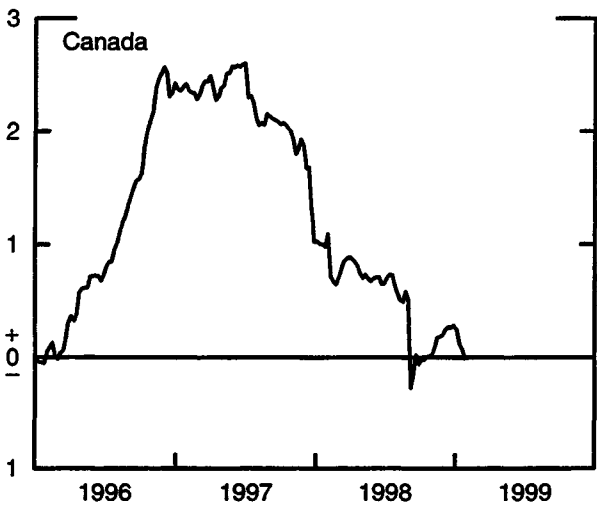
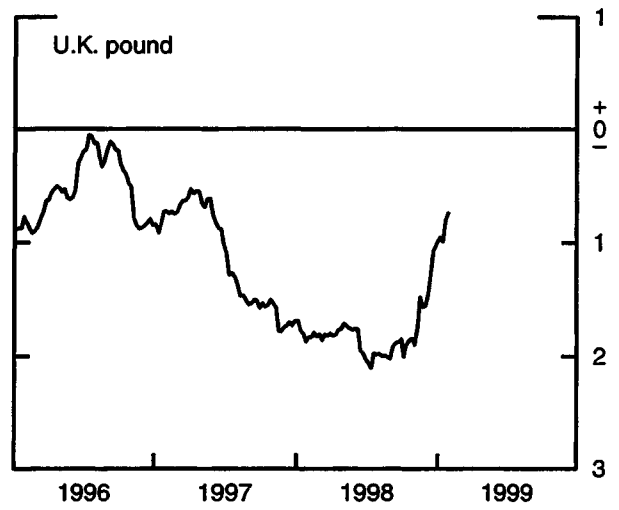
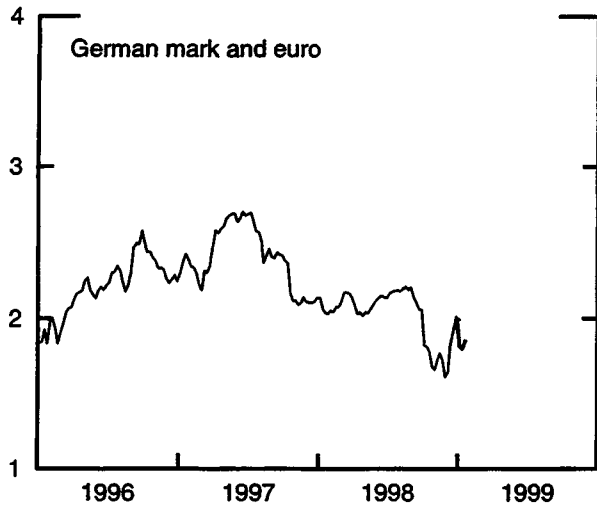
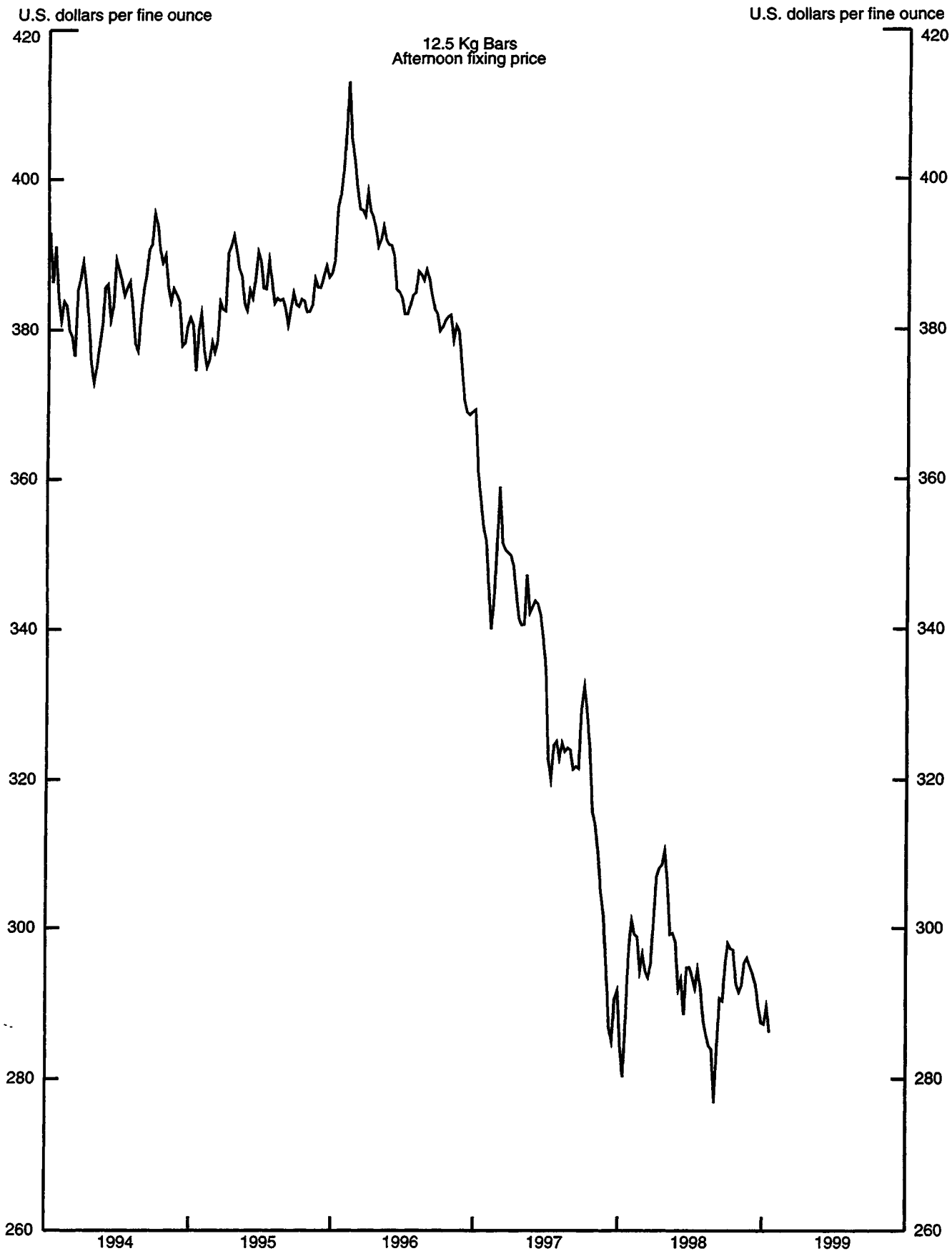


Chart 3

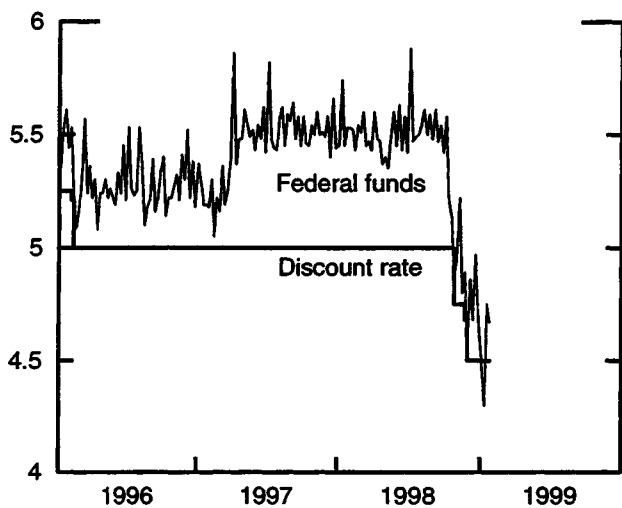
Price of Gold in London
(Averages for week ending Wednesday)



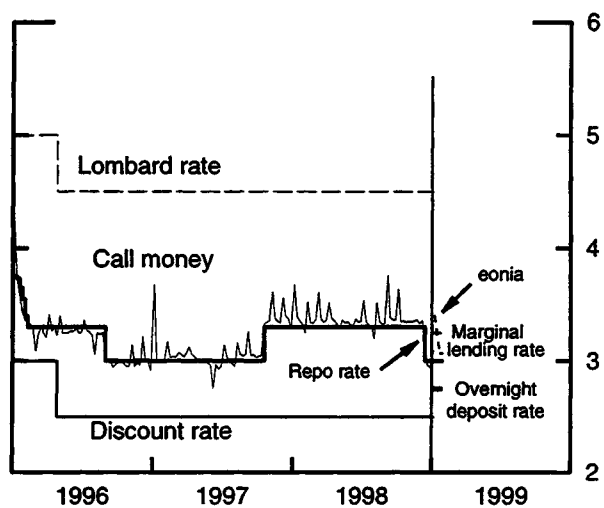
Overnight Funding Rates and Official Interest Rates

(Averages for week ending Wednesday, percent per annum)

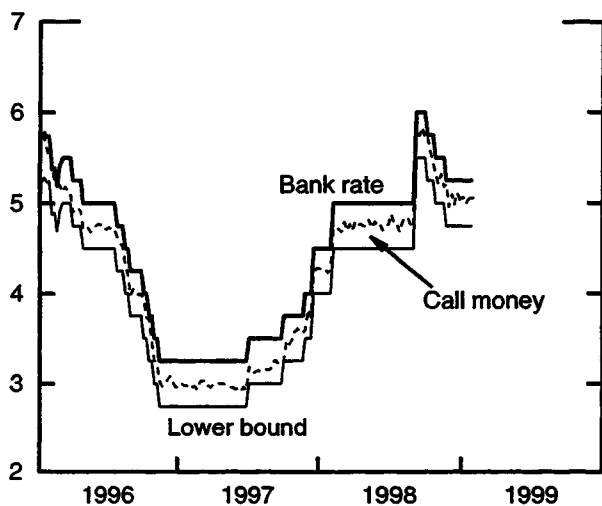
United States



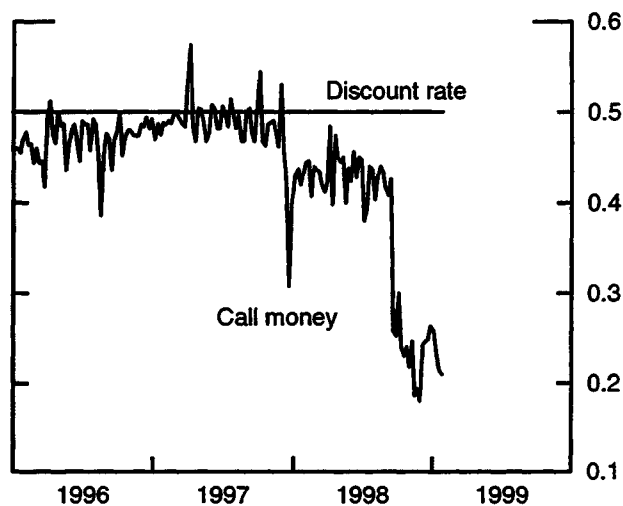
Germany/Euro Area



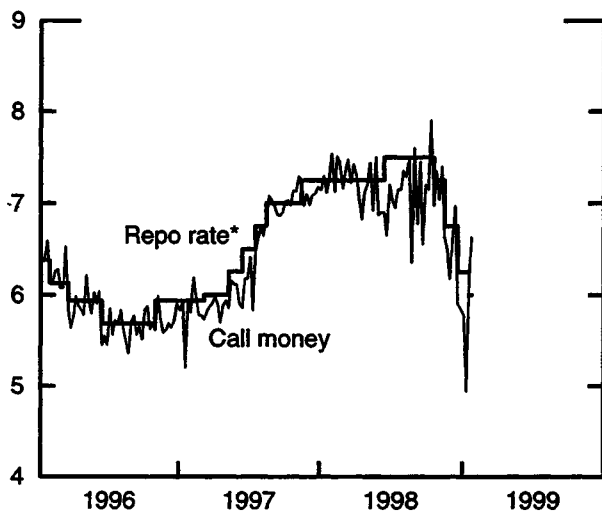
Canada



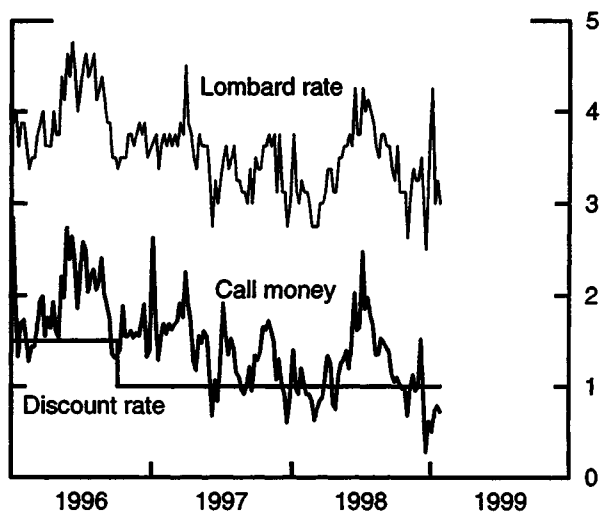
Japan



United Kingdom



Switzerland



* Money-market dealing rate prior to March 1997.

Chart 5

3-Month Interest Rates

(Averages for week ending Wednesday, percent per annum)

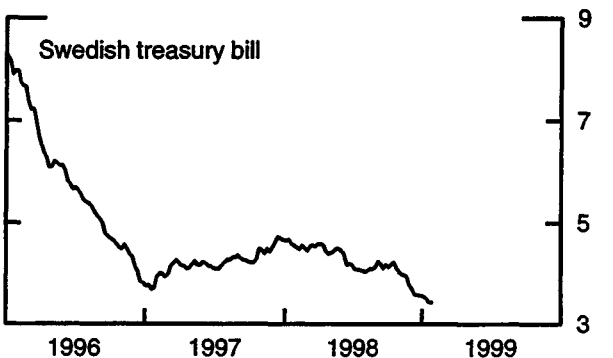
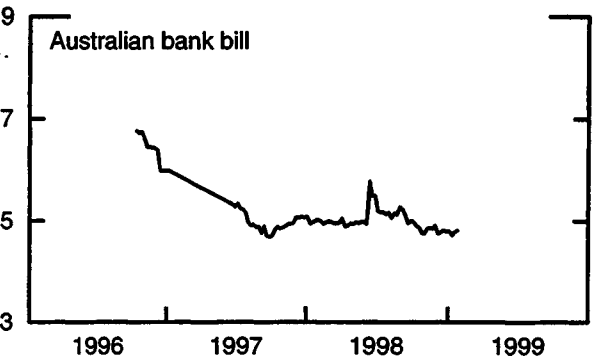
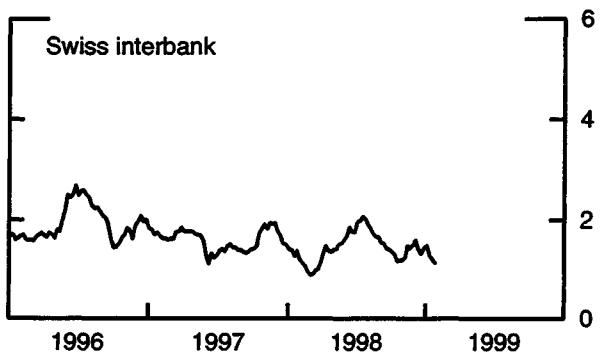
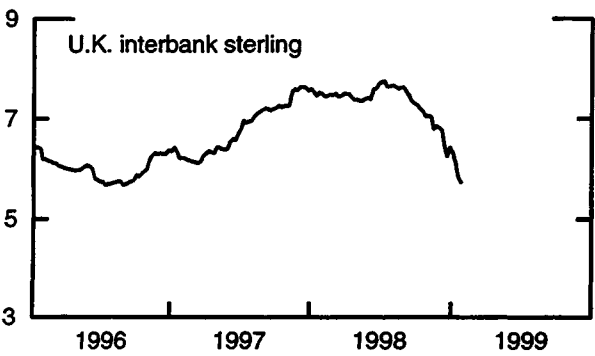
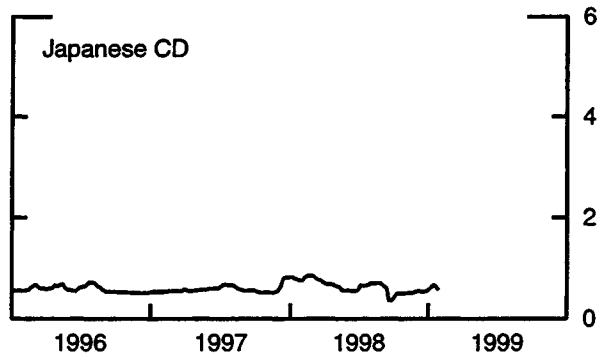
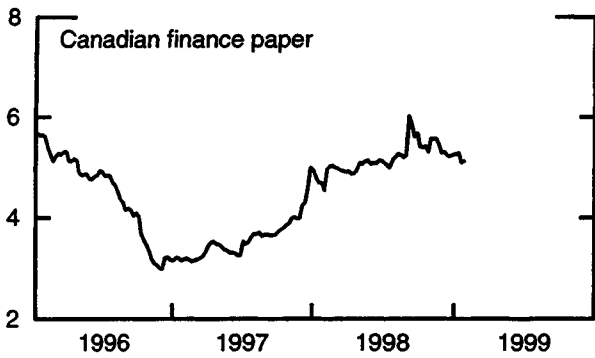
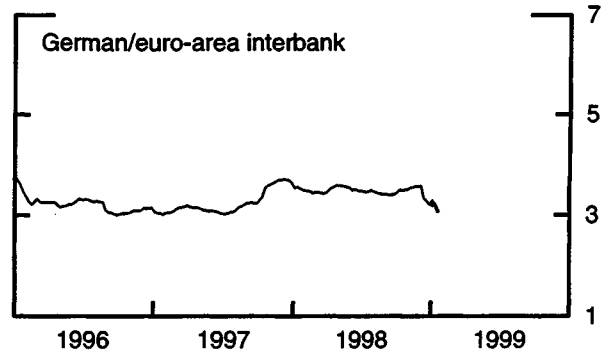
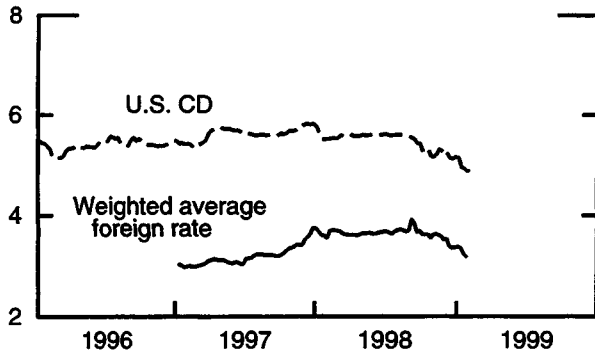


Chart 6

Long-Term Government Bond Yields (Averages for week ending Wednesday, percent per annum)

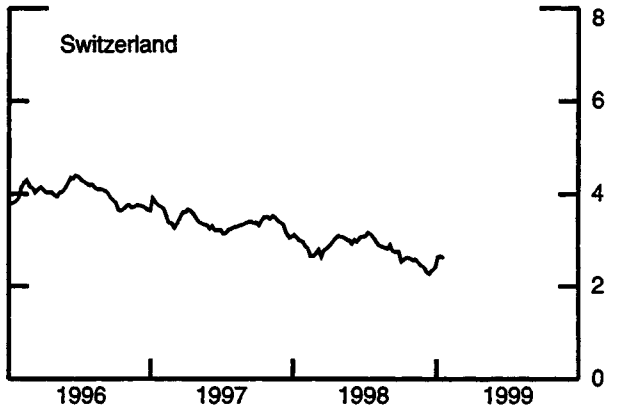
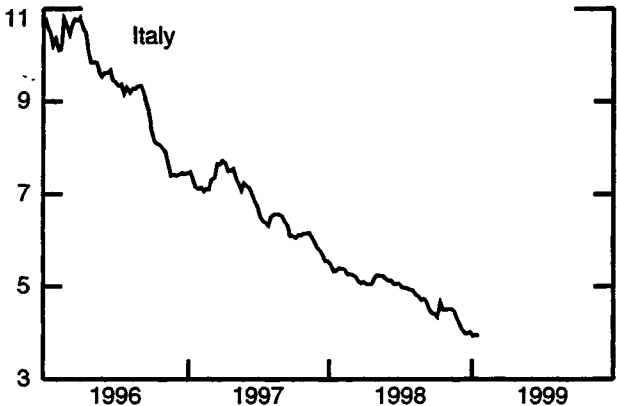
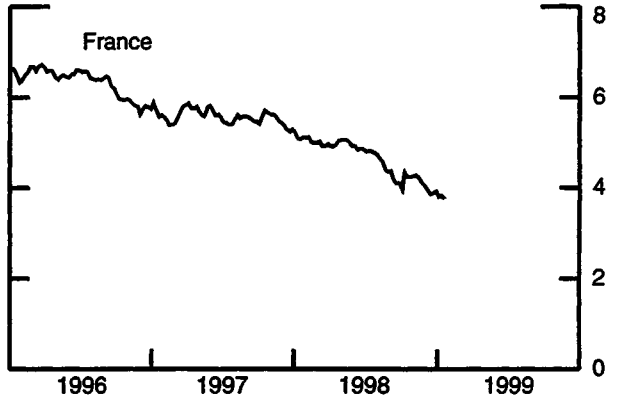
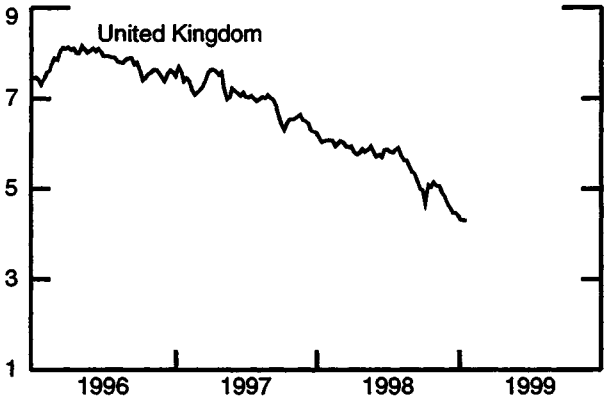
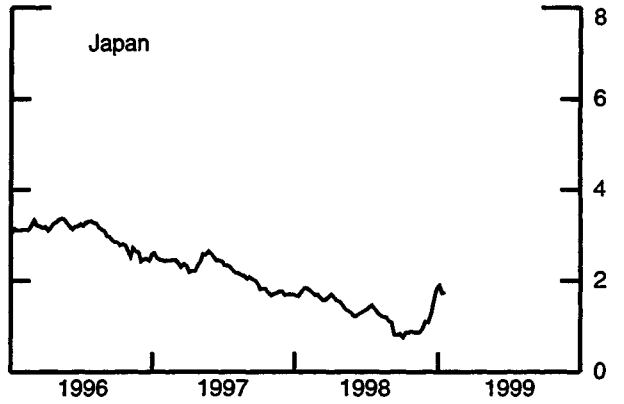
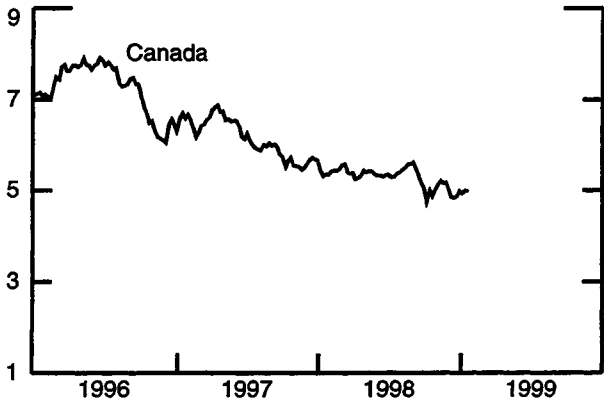
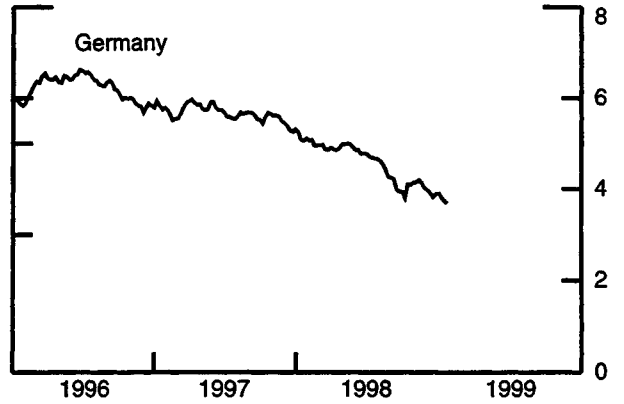
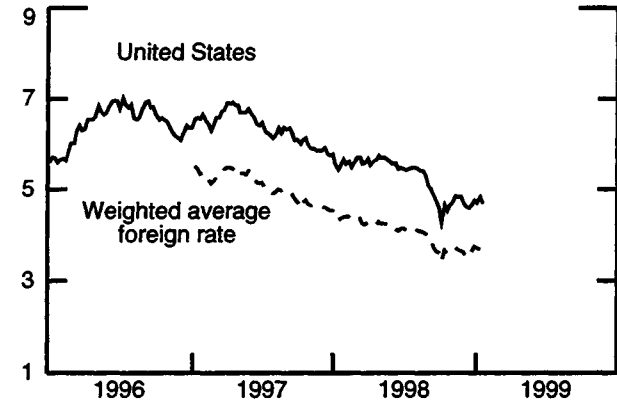
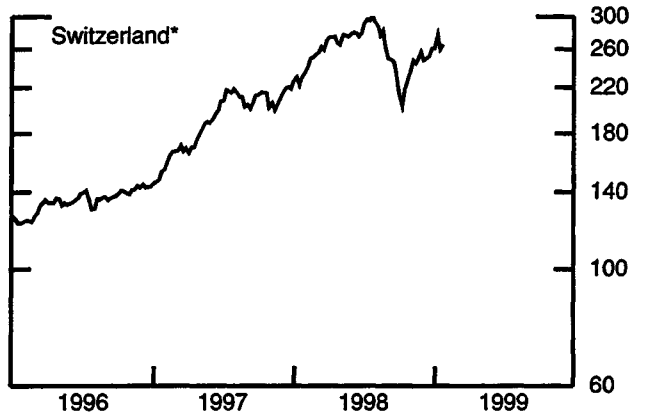
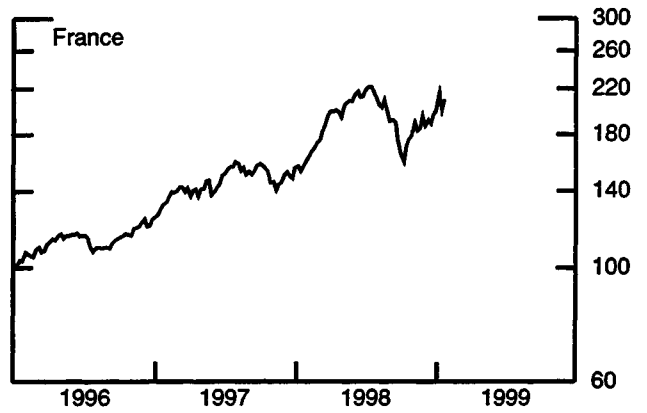
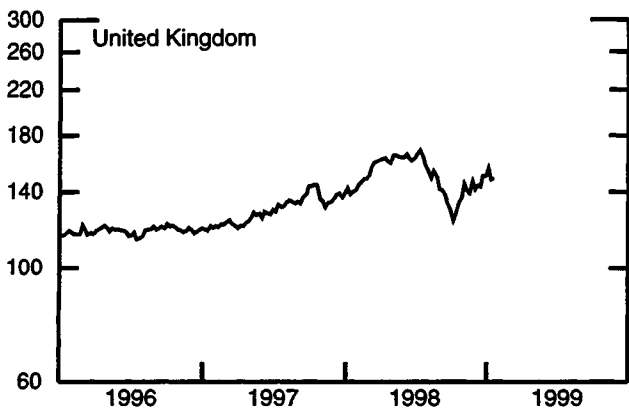
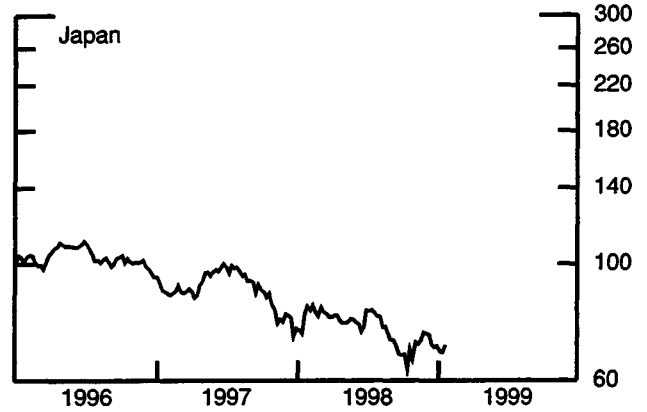
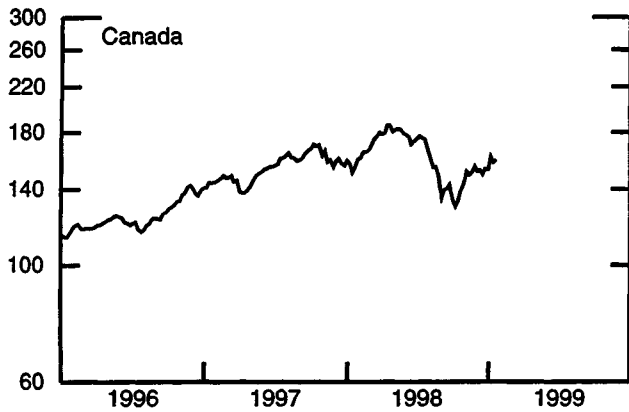
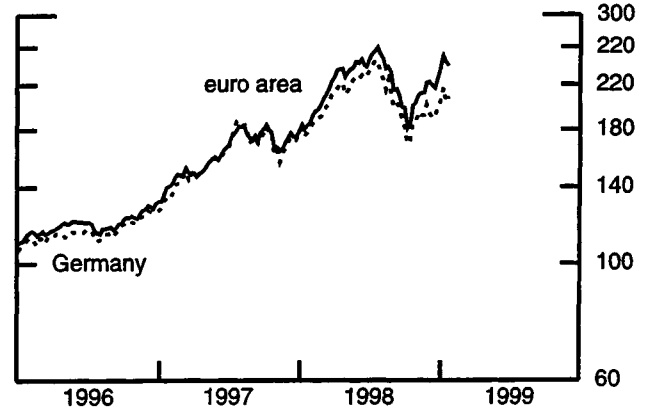
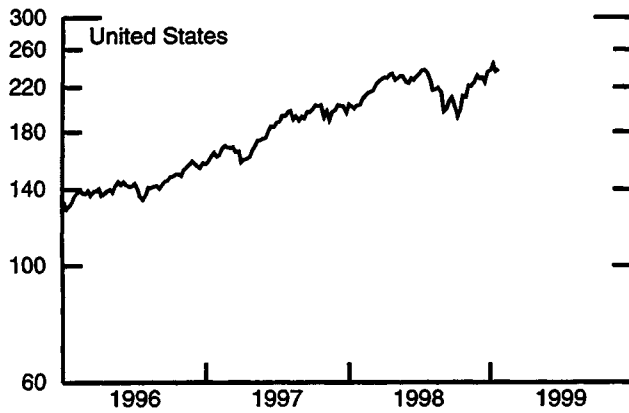


Chart 7

Stock Indexes

(Averages for week ending Wednesday, ratio scale, December 30, 1994 = 100)



*December 29, 1994 = 100

23-Dec-98 30-Dec-98 6-Jan-99 13-Jan-99 20-Jan-99

Chart 1. Nominal Currency Exchange Values

Noon buying rates (U.S. cents, weekly averages)

	23-Dec-98	30-Dec-98	6-Jan-99	13-Jan-99	20-Jan-99
Australian dollar	61.7420	61.0575	62.0175	63.5440	63.5950
Canadian dollar	64.592	64.462	65.613	66.027	65.463
Japanese yen	0.86067	0.86503	0.89059	0.89691	0.87981
Restated German mark and euro	117.05	116.59	117.36	116.01	116.16
Swedish krona	12.4213	12.3420	12.4887	12.7227	12.8385
Swiss franc	73.657	72.841	72.799	72.188	72.656
U.K. pound	167.79	167.42	165.81	164.15	165.12

Indexes, March 1973 base rates = 100

	23-Dec-98	30-Dec-98	6-Jan-99	13-Jan-99	20-Jan-99
Australian dollar	43.70	43.21	43.89	44.97	45.01
Canadian dollar	64.38	64.25	65.40	65.81	65.25
Japanese yen	225.35	226.49	233.19	234.84	230.36
Restated German mark and euro	168.35	167.68	168.80	166.86	167.08
Swedish krona	55.01	54.66	55.31	56.34	56.85
Swiss franc	236.97	234.34	234.21	232.24	233.74
U.K. pound	67.87	67.72	67.06	66.39	66.78

Chart 2. 3-Month Forward Exchange Rates, Premium or Discount

	23-Dec-98	30-Dec-98	6-Jan-99	13-Jan-99	20-Jan-99
Australian dollar	0.44	0.40	0.32	0.20	0.15
Canadian dollar	0.28	0.25	0.12	0.07	-0.01
Euro	ND	ND	1.82	1.80	1.85
Japanese yen	5.03	5.07	4.86	4.77	4.68
Swiss franc	3.78	3.73	3.69	3.73	3.73
U.K. pound	-1.01	-0.95	-0.99	-0.80	-0.75

Chart 3. Gold Price in London, Afternoon Fixing

	23-Dec-98	30-Dec-98	6-Jan-99	13-Jan-99	20-Jan-99
U.S. dollars per fine ounce	289.51	287.35	287.16	289.45	286.17

Chart 4. Overnight Funding Rates and Official Interest Rates

United States					
Federal funds	4.69	4.48	4.30	4.75	4.64
Discount rate	4.50	4.50	4.50	4.50	4.50
Canada					
Bank rate	5.25	5.25	5.25	5.25	5.25
Call money	5.04	5.07	4.99	5.05	5.06
Lower bound	4.75	4.75	4.75	4.75	4.75
Euro area					
Marginal lending rate	ND	ND	3.25	ND	ND
Eonia	ND	ND	3.40	3.21	3.07
Repo rate	3.00	3.00	3.00	3.00	3.00
Overnight deposit rate	ND	ND	2.75	2.75	2.75
Japan					
Call money	0.26	0.26	0.23	0.21	0.21
Discount rate	0.50	0.50	0.50	0.50	0.50
Switzerland					
Lombard rate	3.50	4.25	3.00	3.25	3.00
Call money	0.61	0.50	0.74	0.79	0.72
Discount rate	1.00	1.00	1.00	1.00	1.00
United Kingdom					
Call money	5.85	5.78	4.94	6.23	6.63
Repo rate	6.25	6.25	6.25	6.00	6.00

23-Dec-98 30-Dec-98 6-Jan-99 13-Jan-99 20-Jan-99

Chart 5. 3-Month Interest Rates

U.S. 90-day CD's, secondary market	5.16	5.15	4.94	4.92	4.88
Australian bank bill	4.80	4.80	4.71	4.78	4.81
Canadian finance paper	5.24	5.26	5.28	5.09	5.11
Euro-area interbank	ND	ND	3.26	3.19	3.08
Japanese CD	0.54	0.58	0.65	0.65	0.59
Swedish treasury bill	3.57	3.56	3.51	3.43	3.43
Swiss interbank	1.40	1.47	1.26	1.18	1.12
U.K. interbank sterling	6.41	6.31	6.09	5.82	5.73
Weighted average foreign interest rate	3.37	3.38	3.35	3.24	3.19
(Canada, euro area, Japan, United Kingdom, Switzerland, Australia, and Sweden)					

Chart 6. Long Term Government Bellwether Bond Yields
10-year maturity, where available

Canada	4.88	4.99	4.93	5.01	4.97
France	3.89	3.92	3.80	3.83	3.76
Germany	3.88	3.90	3.79	3.74	3.68
Italy	3.99	4.02	3.93	3.96	3.93
Japan	1.53	1.84	1.90	1.73	1.74
Switzerland	2.34	2.41	2.64	2.65	2.62
United Kingdom	4.46	4.40	4.31	4.30	4.29
United States	4.66	4.75	4.70	4.82	4.69
Weighted average foreign interest rate	3.64	3.75	3.72	3.68	3.65
(Canada, euro area, Japan, United Kingdom, Switzerland, Australia, and Sweden)					

Chart 7. Stock Indexes (Wednesday figures)

Canada	153.01	152.60	161.51	157.40	159.30
France	196.46	199.90	215.68	200.52	209.92
Germany	198.64	203.19	216.62	203.33	208.21
Euro area*	225.22	234.17	249.76	243.70	239.27
Italy	227.85	235.10	248.19	227.81	238.88
Japan	69.43	69.72	67.91	67.80	69.92
Switzerland**	260.22	260.62	277.13	259.62	265.28
United Kingdom	150.58	150.42	155.43	147.87	148.85
United States	234.70	236.82	243.49	235.40	237.54

Indices (in order, rebased to December 30, 1994, **December 29, 1994) are Toronto Composite, SBF250, FAZ Aktien, *Dow Jones EURO stock index, Banca Italiana General, Tokyo SE (Topix), Swiss Performance Index, Financial Times Ordinary, NYSE Composite