

(516/517)

Selected Interest & Exchange Rates

Weekly Series of Charts

November 6, 1995

Prepared by the
FINANCIAL MARKETS
SECTION

DIVISION OF
INTERNATIONAL FINANCE

BOARD OF GOVERNORS
FEDERAL RESERVE SYSTEM
Washington, D.C. 20551

Table of Contents

TABLES

1. LATEST FIGURES PLOTTED
2. DAILY CERTIFIED SPOT EXCHANGE RATES

CHARTS

1. SPOT EXCHANGE RATES INDICES
2. 3-MONTH FORWARD EXCHANGE RATES
3. GOLD PRICE - LONDON
4. CALL MONEY RATES
5. 3-MONTH INTEREST RATES
6. EURO-DOLLAR DEPOSIT RATES
7. SELECTED EURO-DOLLAR AND
8. INTEREST ARBITRAGE: 3-MONTH FUNDS
9. LONG-TERM GOVERNMENT BOND YIELDS
10. INDUSTRIAL STOCK INDICES

SUBSCRIPTION RATES:

Weekly \$30.00 per year or \$.70 each in the United States, its possessions, Canada, and Mexico. Elsewhere, \$35.00 per year or \$.80 each. Address requests to Publications Services Division of Support Services and make payment remittance payable to the Board of Governors of the Federal Reserve System in a form collectible at Par in U.S. currency.

CHART 1

SPOT EXCHANGE INDICES

DOLLAR PRICES OF FOREIGN CURRENCIES AND WEIGHTED AVERAGE VALUES (THIN LINE)
AVERAGES FOR WEEK ENDING WEDNESDAY

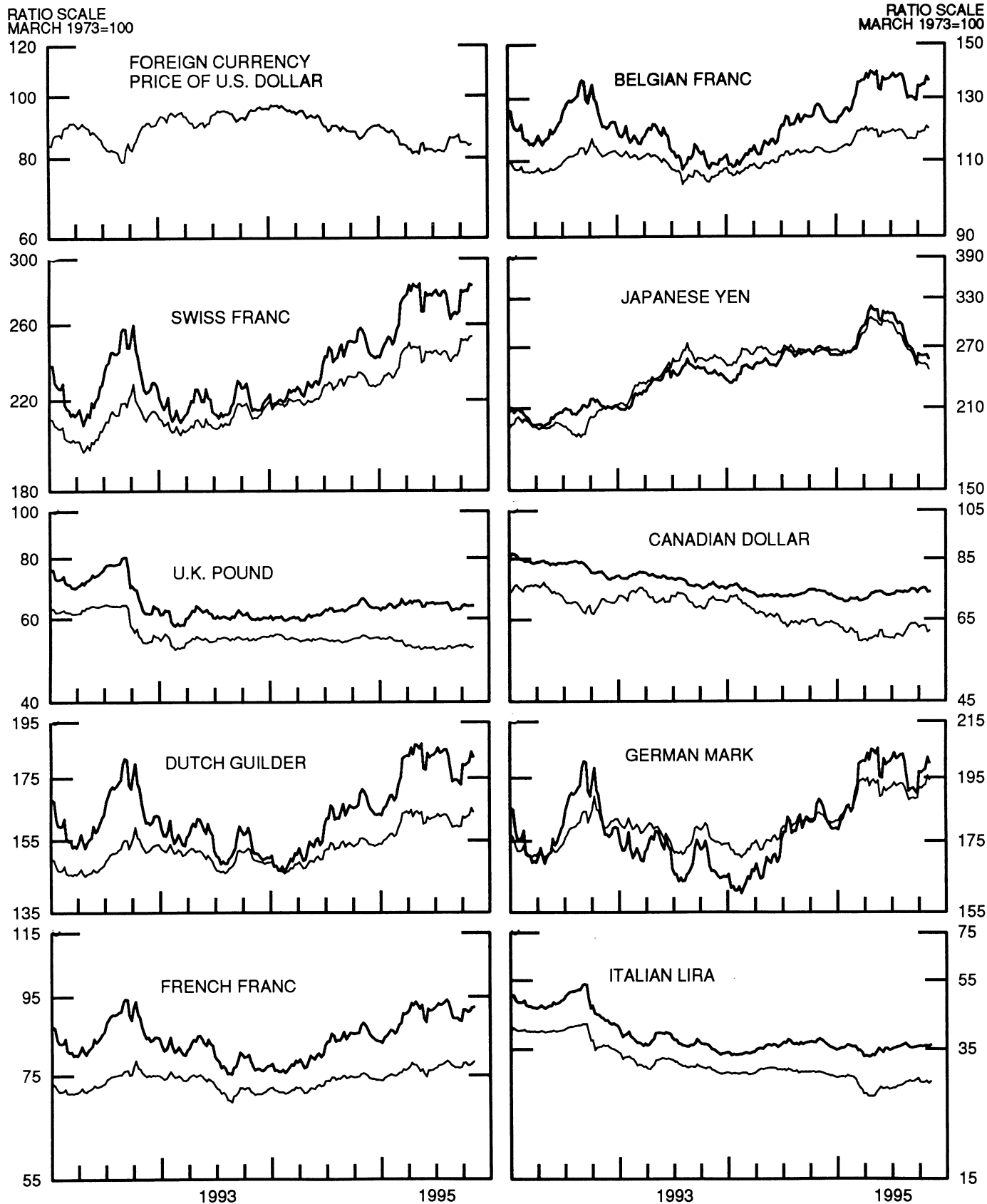


CHART 2

3-MONTH FORWARD EXCHANGE RATES

PREMIUM (+) OR (-)
AVERAGES FOR WEEK ENDING WEDNESDAY

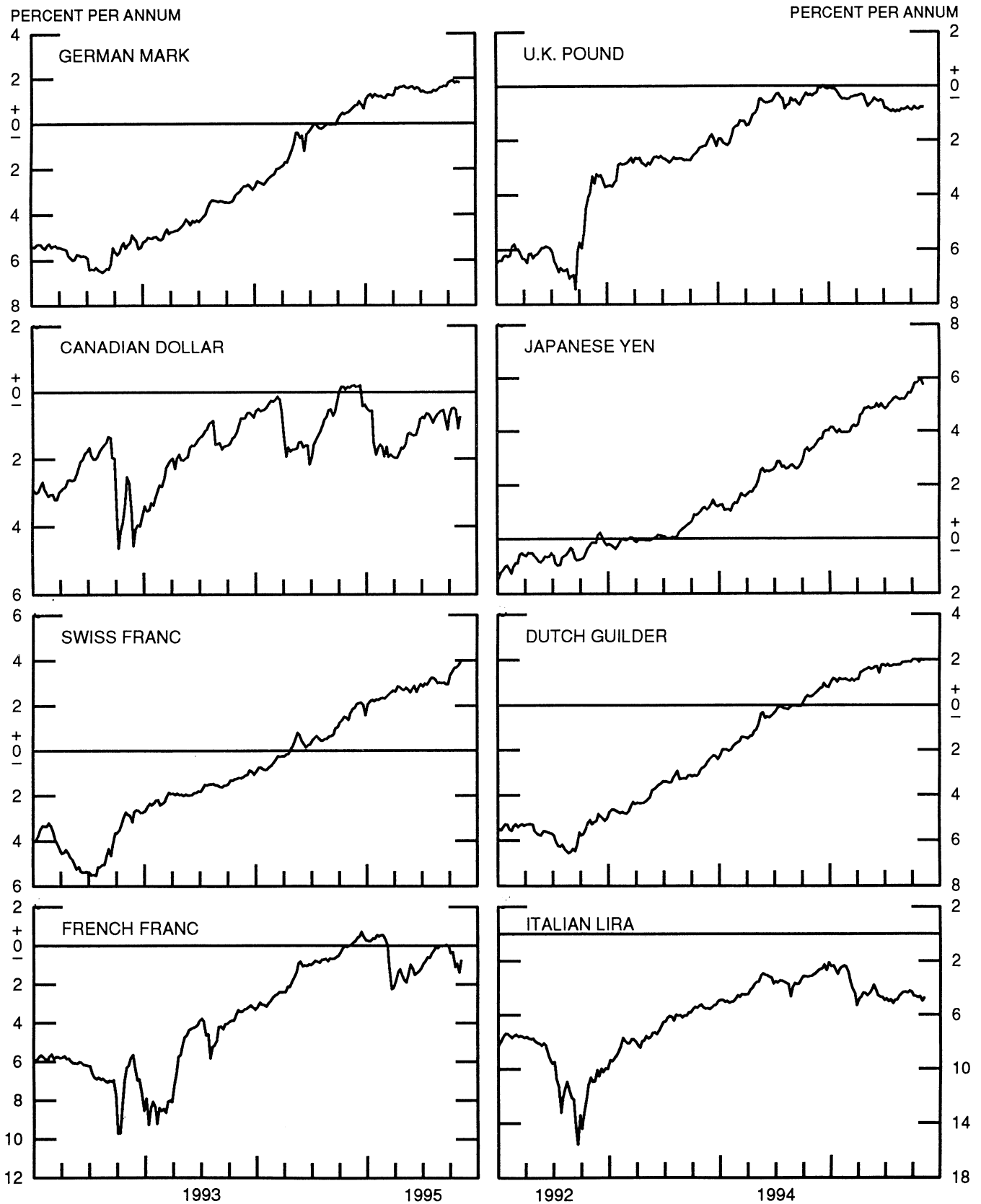


CHART 3

PRICE OF GOLD IN LONDON
AVERAGES FOR WEEK ENDING WEDNESDAY

U.S. DOLLARS PER FINE OUNCE

U.S. DOLLARS PER FINE OUNCE

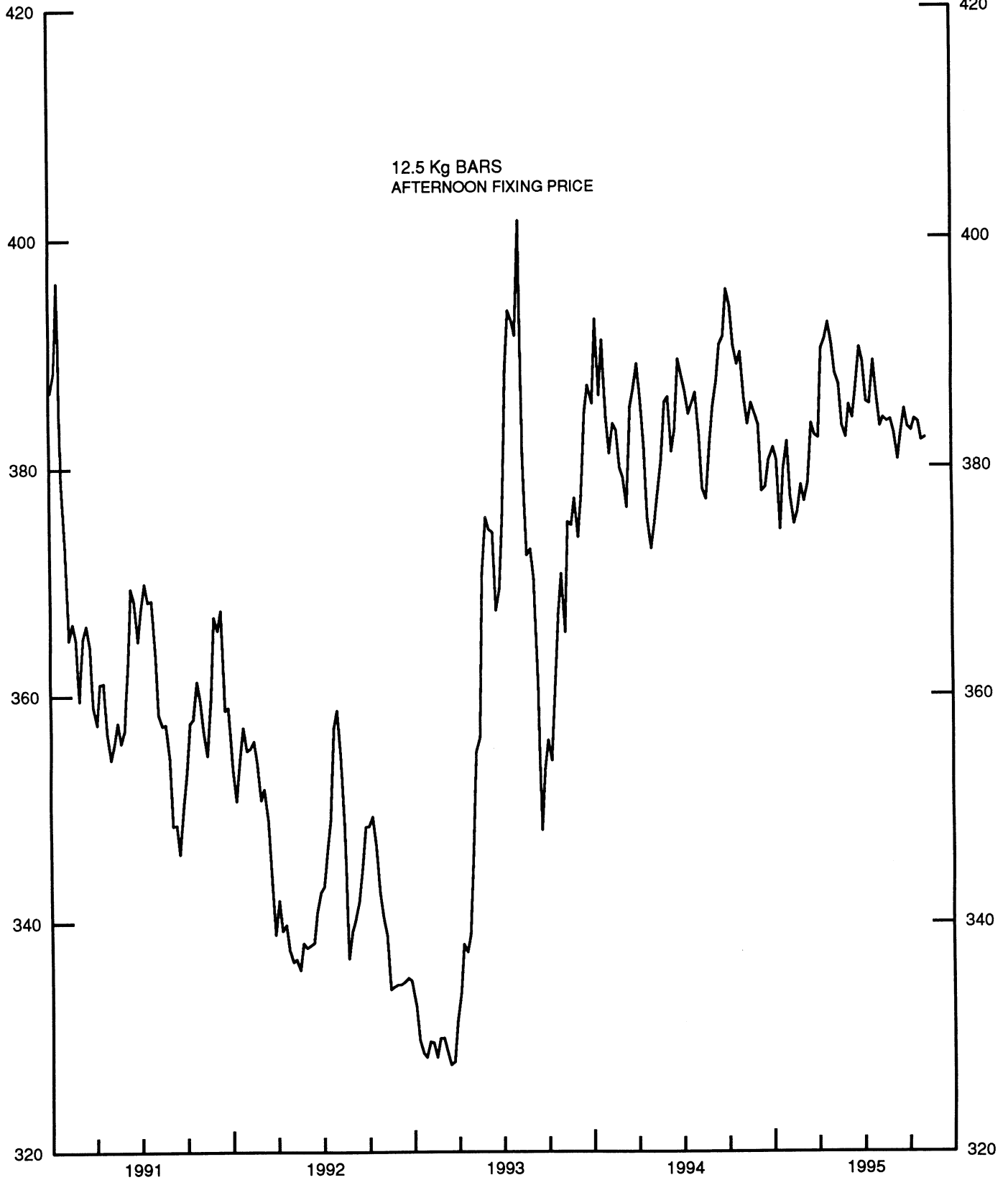


CHART 4
CALL MONEY RATES
WEEKLY SERIES

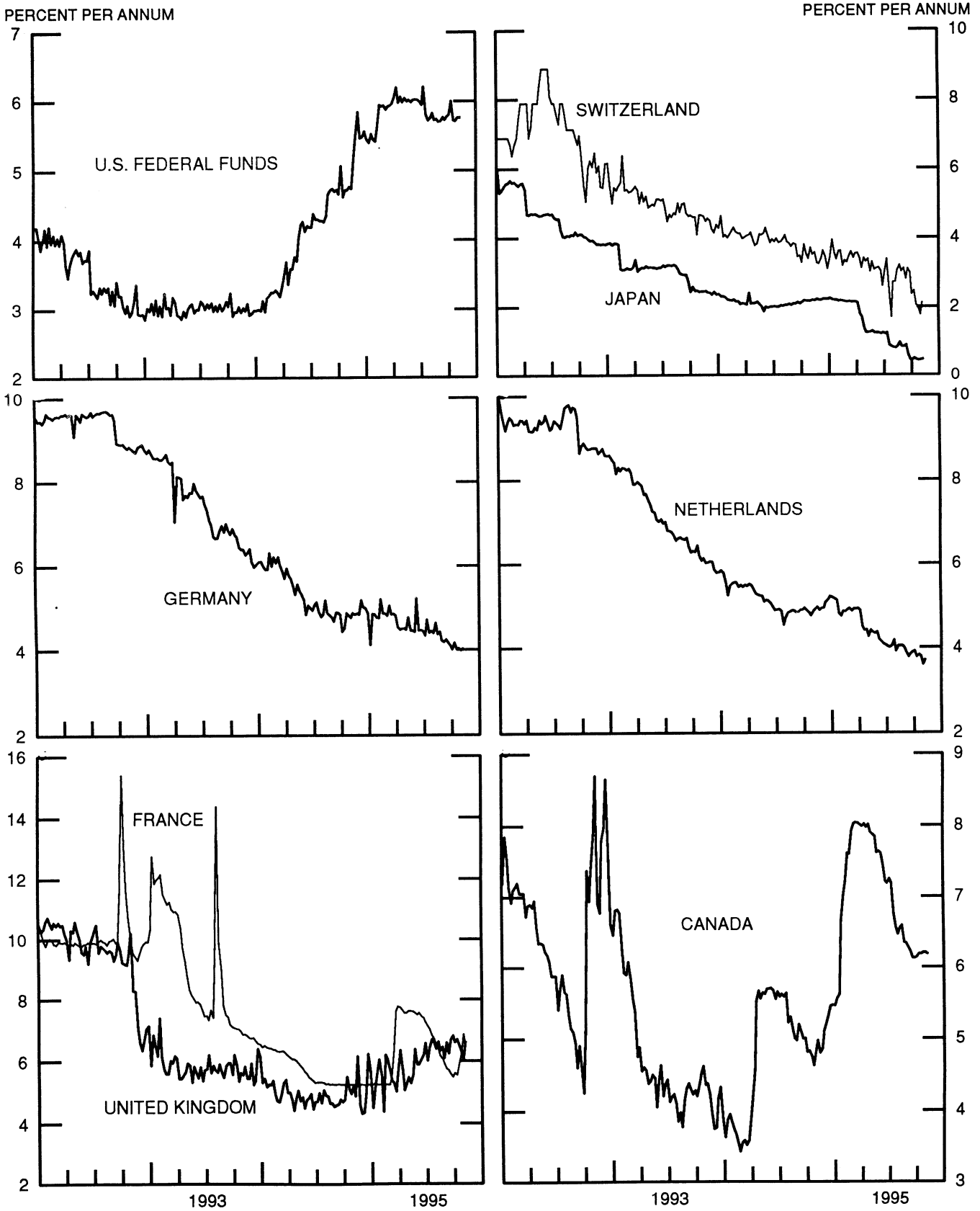


CHART 5
 3-MONTH INTEREST RATES
 WEEKLY SERIES

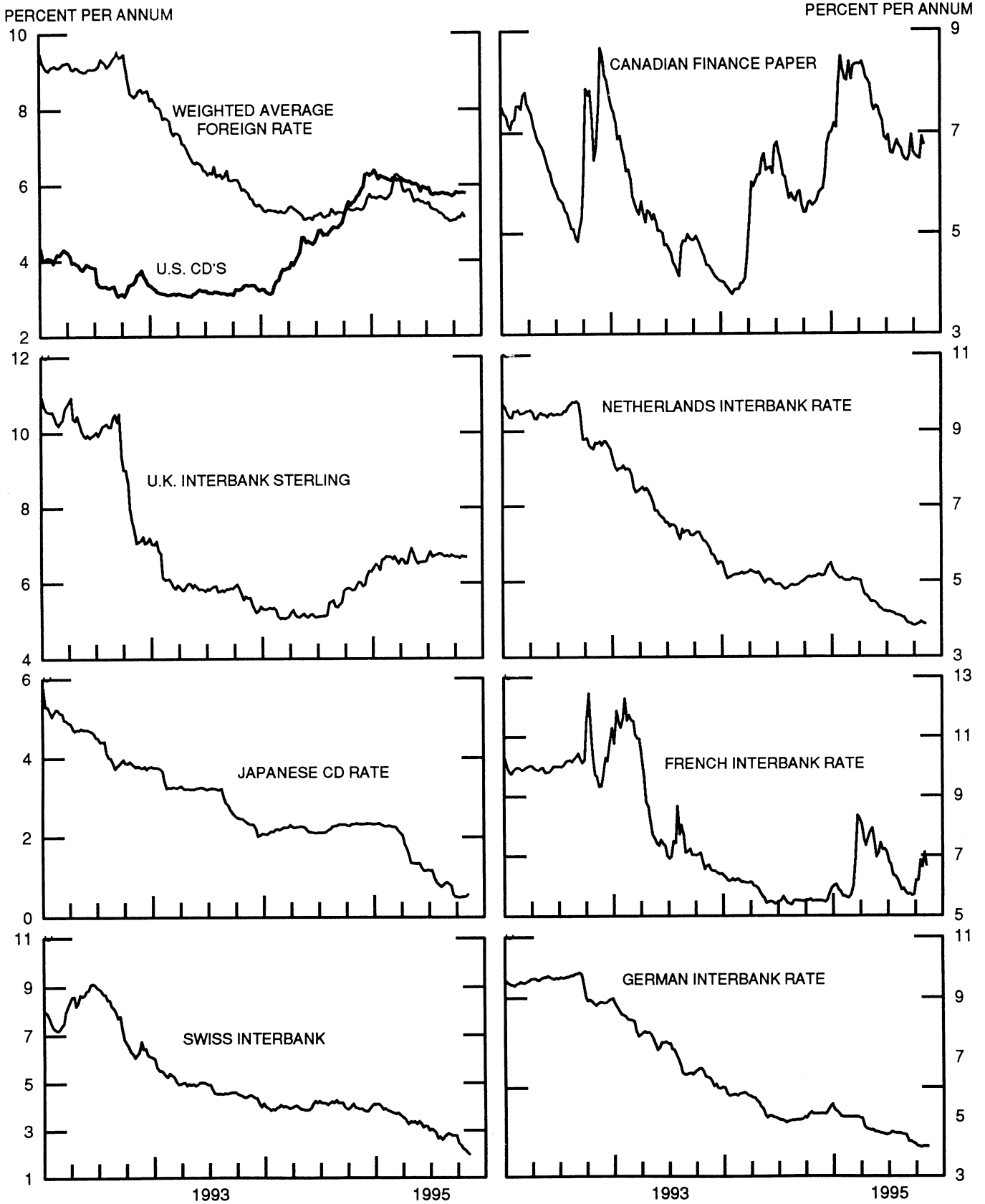


CHART 6

EURO-DOLLAR DEPOSIT RATES LONDON
AVERAGES FOR WEEK ENDING WEDNESDAY

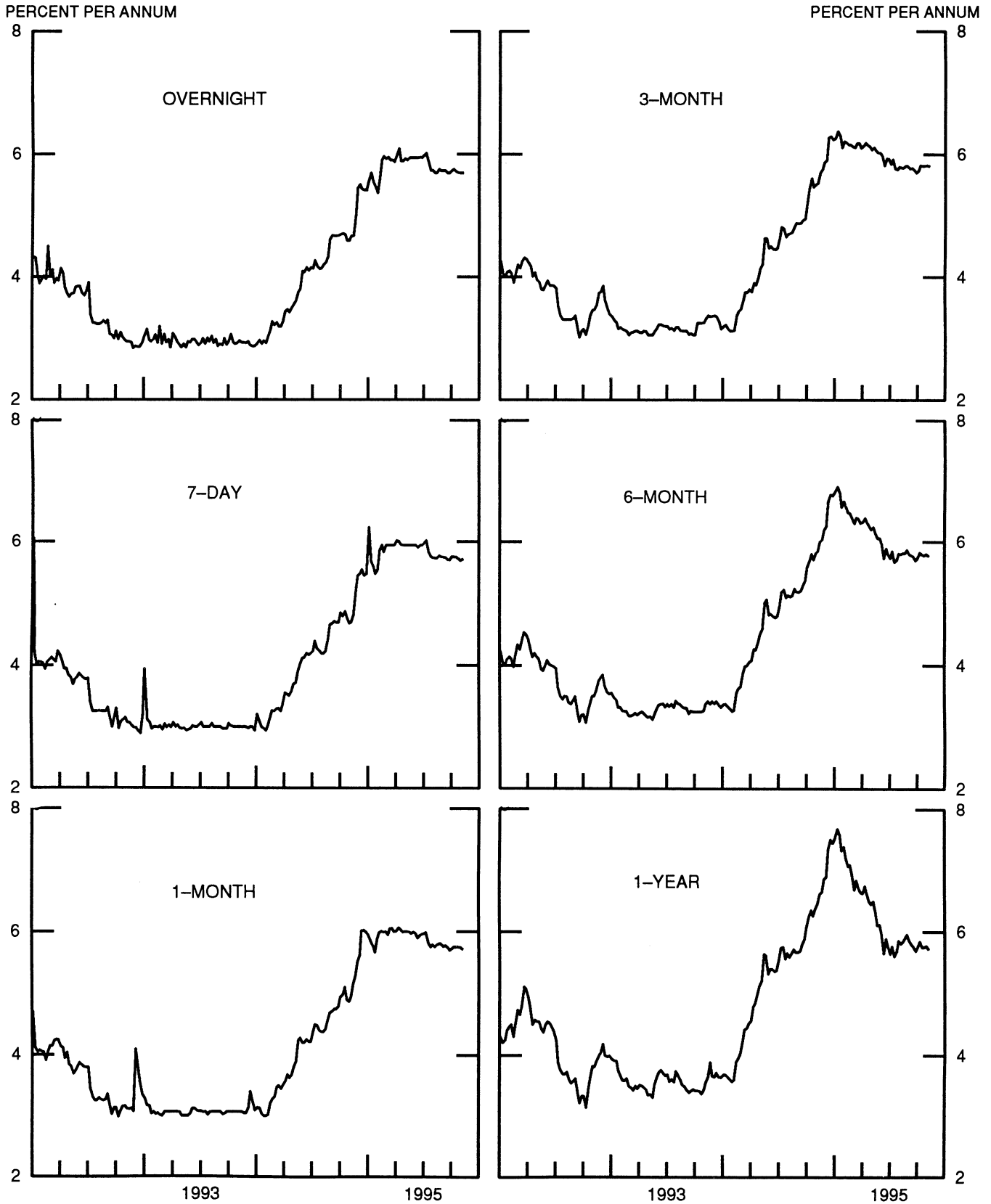


CHART 7

SELECTED EURO-DOLLAR AND U.S. MONEY MARKET RATES

DIFFERENTIAL: PLUS(+), FAVORS BORROWING IN U.S.

AVERAGES FOR WEEK ENDING WEDNESDAY

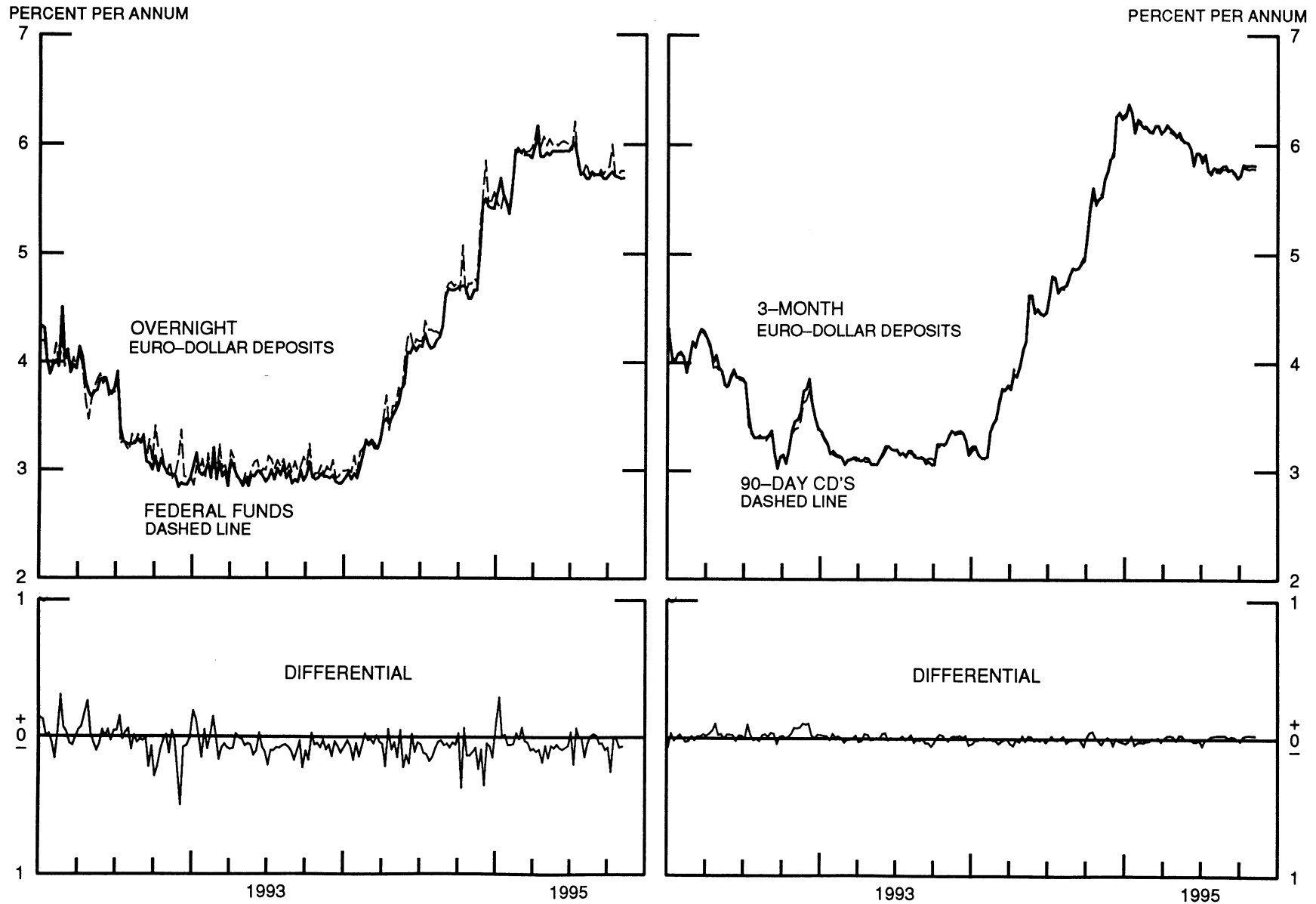


CHART 8

INTEREST ARBITRAGE: 3-MONTH FUNDS
DIFFERENTIAL: PLUS(+), INDICATES FAVOR DOLLAR ASSETS
AVERAGES FOR WEEK ENDING WEDNESDAY

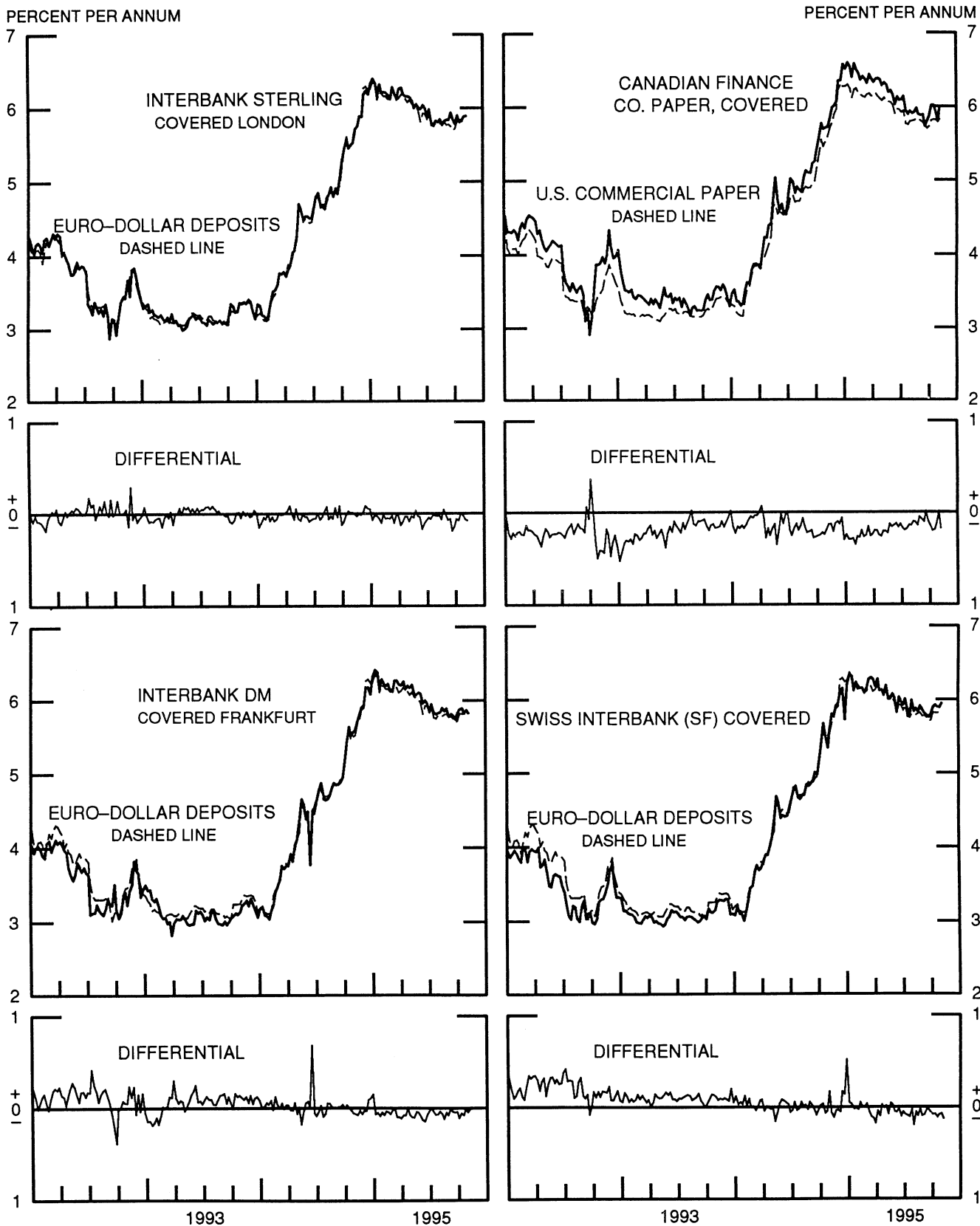


CHART 9
 LONG-TERM GOVERNMENT BOND YIELDS
 WEEKLY SERIES

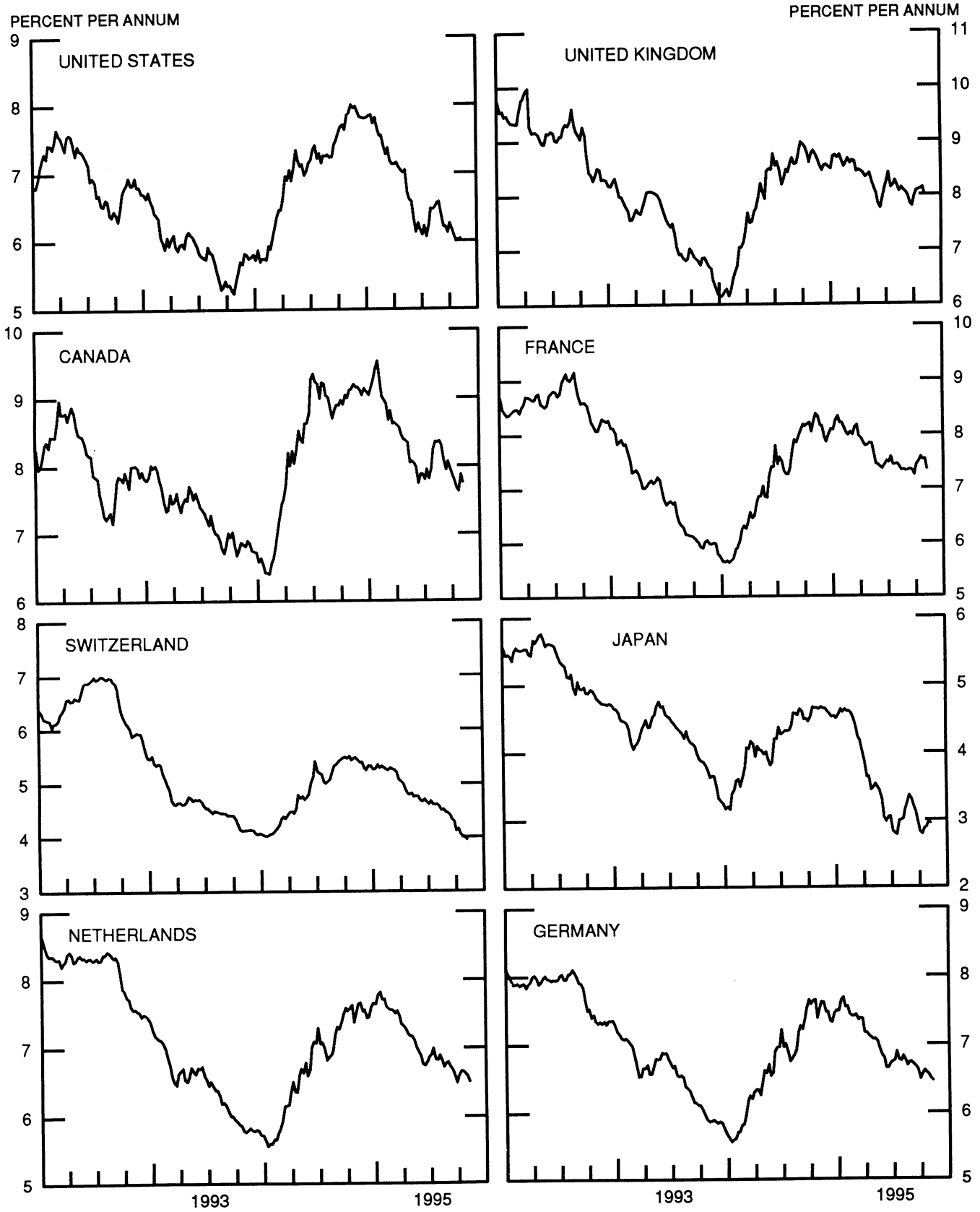
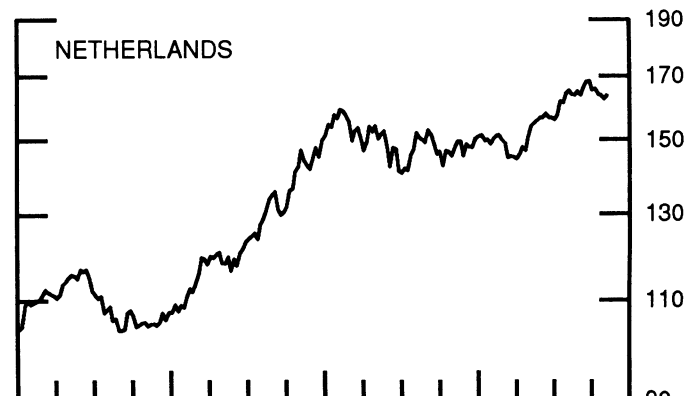
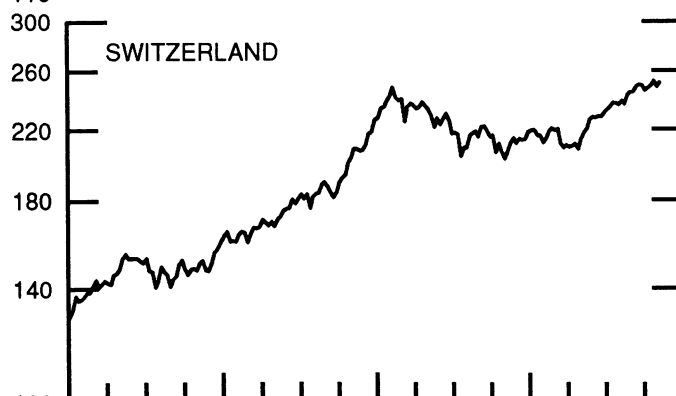
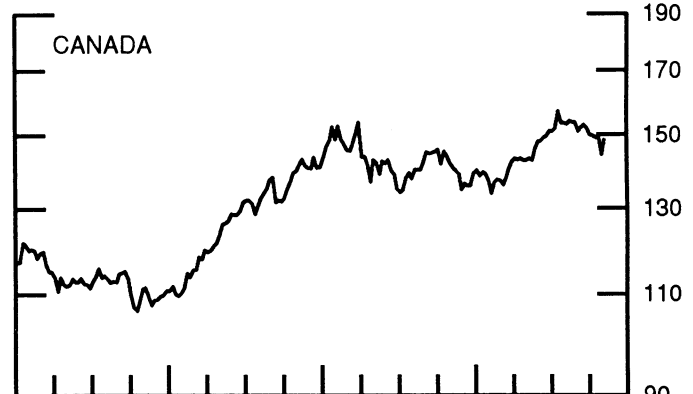
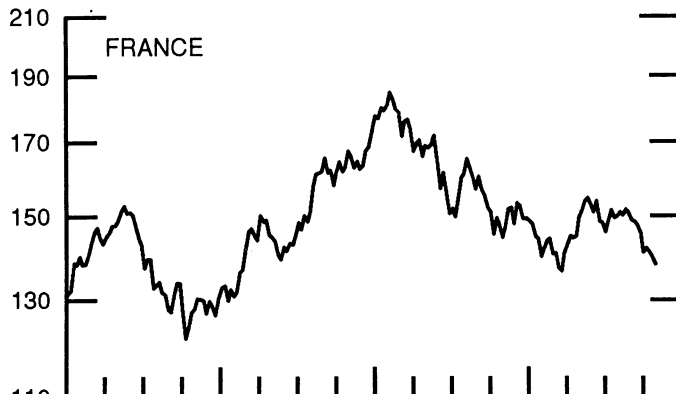
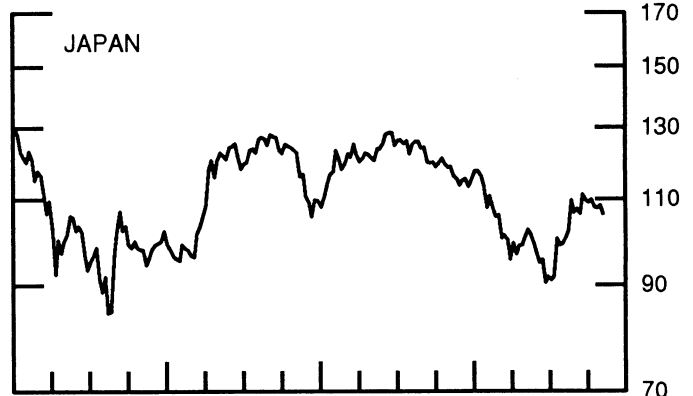
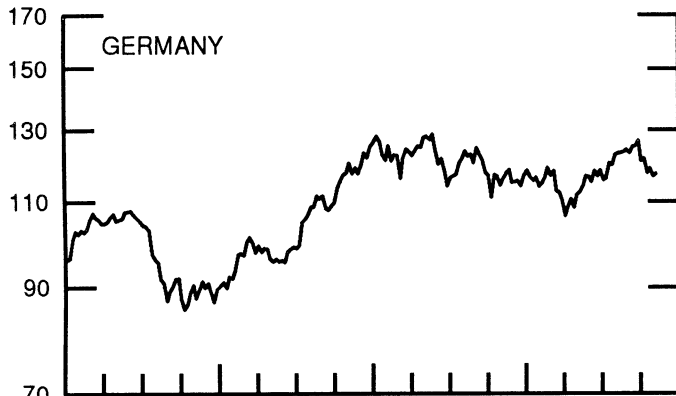
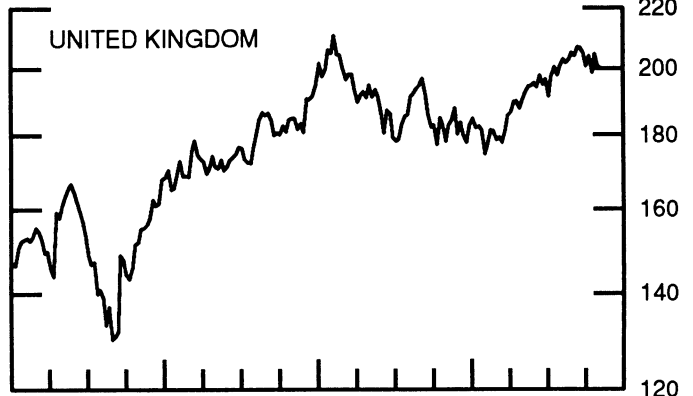
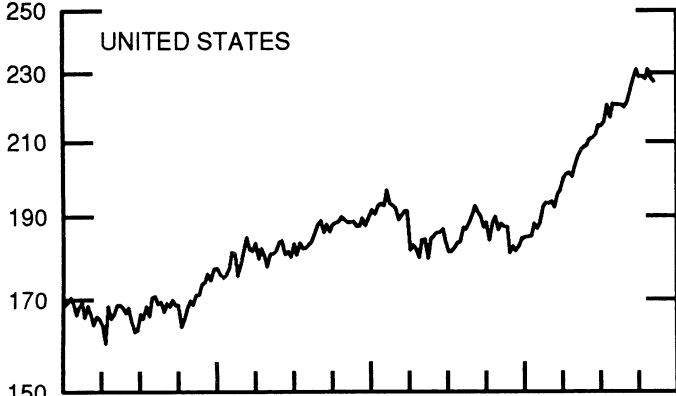


CHART 10

STOCK INDICES
WEEKLY SERIES

RATIO SCALE
1986=100

RATIO SCALE
1986=100



1993

1995

1993

1995

4-Oct-95 11-Oct-95 18-Oct-95 25-Oct-95 1-Nov-95

Chart 1. Spot Exchange Rates and Indices

Noon buying rates (U.S. cents, weekly averages)

Belgian franc	3.3981	3.4141	3.4176	3.4876	3.4582
Canadian dollar	74.679	74.898	74.734	73.456	73.604
French franc	20.257	20.124	20.142	20.400	20.439
German mark	69.910	70.209	70.345	71.817	71.153
Italian lira	0.06197	0.06215	0.06243	0.06206	0.06266
Japanese yen	0.99521	0.99344	0.99519	0.99803	0.98068
Netherlands guilder	62.423	62.664	62.810	64.096	63.475
Swiss franc	86.765	86.991	86.816	88.209	88.061
U.K. pound	158.53	157.90	157.35	157.84	157.78

Indices, March 1973 base rates = 100

Belgian franc	133.90	134.53	134.67	137.43	136.27
Canadian dollar	74.43	74.65	74.49	73.21	73.36
French franc	91.28	90.68	90.76	91.93	92.10
German mark	196.66	197.50	197.89	202.03	200.16
Italian lira	35.57	35.67	35.83	35.62	35.97
Japanese yen	260.58	260.12	260.57	261.32	256.77
Netherlands guilder	179.20	179.90	180.31	184.01	182.22
Swiss franc	279.13	279.86	279.30	283.78	283.30
U.K. pound	64.12	63.86	63.64	63.84	63.82

Weighted average exchange value indices, Mar. 1973=100

Belgian franc	118.26	118.80	118.83	120.43	119.76
Canadian dollar	63.02	63.20	63.00	61.33	61.68
French franc	77.87	77.27	77.28	77.72	78.17
German mark	191.50	192.39	192.67	195.71	194.29
Italian lira	28.16	28.24	28.35	27.94	28.33
Japanese yen	251.79	251.17	251.46	250.12	246.14
Netherlands guilder	161.85	162.45	162.72	164.94	163.80
Swedish krona	54.52	54.45	54.72	56.35	57.08
Swiss franc	250.71	251.28	250.56	252.71	253.11
U.K. pound	52.86	52.61	52.36	52.10	52.26
U.S. dollar	84.44	84.39	84.31	83.50	83.84

Chart 2. 3-Month Forward Exchange Rates, Premium or Discount

Canadian dollar	-0.51	-0.47	-0.53	-1.09	-0.76
French franc	-0.34	-1.09	-0.93	-1.38	-0.79
German mark	1.86	1.89	1.81	1.84	1.81
Italian lira	-4.63	-4.71	-4.63	-4.97	-4.75
Japanese yen	5.81	5.82	5.88	5.95	5.76
Netherlands guilder	2.01	2.00	1.90	2.01	1.99
Swiss franc	3.51	3.68	3.70	3.80	3.93
U.K. pound	-0.78	-0.84	-0.86	-0.80	-0.79

Chart 3. Gold Price in London, Afternoon Fixing

U.S. dollars per fine ounce	383.09	384.08	383.84	382.24	382.45
-----------------------------	--------	--------	--------	--------	--------

Chart 4. Call Money Rates

U.S. federal funds	6.00	5.72	5.71	5.76	5.76
Overnight Euro-dollar deposits	5.75	5.71	5.70	5.69	5.69
Canada	6.19	6.19	6.21	6.21	6.19
France	5.55	5.94	6.23	6.86	6.55
Germany	4.16	4.00	4.03	3.98	4.02
Japan	0.49	0.46	0.44	0.45	0.46
Netherlands	3.78	3.83	3.80	3.60	3.69
Switzerland	2.46	2.05	1.99	1.78	2.13
United Kingdom	6.70	6.49	6.30	6.05	6.60

4-Oct-95 11-Oct-95 18-Oct-95 25-Oct-95 1-Nov-95

Chart 5. 3-Month Interest Rates

	4-Oct-95	11-Oct-95	18-Oct-95	25-Oct-95	1-Nov-95
U.S. 90-day CD's, secondary market	5.80	5.79	5.78	5.79	5.78
Canadian finance paper	6.53	6.49	6.47	6.91	6.76
French interbank rate	6.17	6.85	6.62	7.11	6.68
German interbank rate	4.00	3.98	4.00	4.00	4.00
Japanese CD rate	0.49	0.50	0.50	0.52	0.56
Netherlands interbank rate	3.85	3.87	3.92	3.88	3.86
Swiss interbank rate	2.36	2.23	2.18	2.08	1.99
U.K. interbank sterling	6.69	6.66	6.71	6.69	6.69
Weighted average foreign interest rate (G-10 Countries)	5.08	5.14	5.12	5.23	5.15

Chart 6. Euro-Dollar Deposit Rates

	4-Oct-95	11-Oct-95	18-Oct-95	25-Oct-95	1-Nov-95
Overnight	5.75	5.71	5.70	5.69	5.69
7-day	5.75	5.74	5.72	5.69	5.71
1-month	5.75	5.75	5.75	5.75	5.72
3-month	5.82	5.81	5.81	5.82	5.81
6-month	5.82	5.79	5.77	5.80	5.78
1-year	5.84	5.75	5.75	5.78	5.73

Chart 7. Selected Euro-dollar & U.S. Money Market Rates

	4-Oct-95	11-Oct-95	18-Oct-95	25-Oct-95	1-Nov-95
Overnight Euro-dollar deposits	5.75	5.71	5.70	5.69	5.69
U.S. federal funds	6.00	5.72	5.71	5.76	5.76
Differential	-0.25	-0.01	-0.01	-0.07	-0.07
3-month Euro-dollar deposit	5.82	5.81	5.81	5.82	5.81
U.S. 90-day CD's, secondary market	5.80	5.79	5.78	5.79	5.78
Differential	0.02	0.03	0.03	0.03	0.03

Chart 8. Interest Arbitrage, 3-Month Funds

	4-Oct-95	11-Oct-95	18-Oct-95	25-Oct-95	1-Nov-95
Euro-dollar deposit	5.82	5.81	5.81	5.82	5.81
Interbank sterling (London), covered	5.90	5.81	5.84	5.88	5.89
Differential	-0.08	0.01	-0.02	-0.07	-0.08
U.S. commercial paper	5.81	5.82	5.81	5.81	5.82
Canadian finance paper, covered	6.01	6.01	5.94	5.80	5.99
Differential	-0.20	-0.19	-0.12	0.01	-0.17
Euro-dollar deposit	5.82	5.81	5.81	5.82	5.81
Interbank DM (Frankfurt), covered	5.88	5.89	5.82	5.86	5.83
Differential	-0.06	-0.08	-0.01	-0.05	-0.01
Euro-dollar deposit	5.82	5.81	5.81	5.82	5.81
Swiss interbank, covered	5.90	5.92	5.90	5.89	5.94
Differential	-0.08	-0.11	-0.08	-0.07	-0.13

Chart 9. Long Term Government Bellwether Bond Yields
10-year maturity, where available

	4-Oct-95	11-Oct-95	18-Oct-95	25-Oct-95	1-Nov-95
Canada	7.78	7.66	7.62	7.87	7.75
France	7.49	7.58	7.53	7.53	7.36
Germany	6.61	6.59	6.55	6.50	6.47
Japan	2.78	2.87	2.88	2.97	2.94
Switzerland	4.16	4.05	4.02	3.99	3.95
Netherlands	6.65	6.65	6.63	6.58	6.51
United Kingdom	8.07	8.09	8.11	8.13	8.00
United States	6.17	6.07	5.99	6.02	6.03

Chart 10. Stock Indices (Wednesday figures)

	4-Oct-95	11-Oct-95	18-Oct-95	25-Oct-95	1-Nov-95
Canada	149.71	149.11	149.59	144.34	148.39
France	142.08	140.98	140.00	138.31	ND
Germany	121.55	117.60	118.89	116.72	117.21
Japan	109.79	107.91	107.75	108.41	106.31
Netherlands	165.75	163.91	163.69	162.45	163.37
Switzerland	247.71	249.41	252.57	248.57	251.23
United Kingdom	203.84	198.79	204.55	200.35	200.06
United States	229.17	228.27	231.04	228.41	227.60

Indices (in order, rebased to 1986=100) are Toronto Composite, CAC General spliced to SBF250 at 22dec93, FAZ Aktien, Tokyo SE (Topix), CBS All-General, Swiss Bank Index, Financial Times Ordinary, NYSE Composite

FEDERAL RESERVE statistical release



H.10(512)

November 6, 1995

FOREIGN EXCHANGE RATES

FOR THE WEEK ENDING NOVEMBER 3, 1995

The Board of Governors of the Federal Reserve System is advised that the Federal Reserve Bank of New York has certified for customs purposes the following noon buying rates in New York City for cable transfers payable in foreign currencies:

COUNTRY	MONETARY UNIT	(CURRENCY UNITS PER DOLLAR)				
		Oct. 30	Oct. 31	Nov. 1	Nov. 2	Nov. 3
*AUSTRALIA	DOLLAR	0.7610	0.7615	0.7603	0.7585	0.7580
AUSTRIA	SCHILLING	9.882	9.907	9.959	9.979	9.959
BELGIUM	FRANC	28.890	28.960	29.100	29.170	29.100
CANADA	DOLLAR	1.3620	1.3401	1.3478	1.3428	1.3477
CHINA, P.R.	YUAN	8.3349	8.3349	8.3346	8.3348	8.3347
DENMARK	KRONE	5.4505	5.4645	5.4875	5.4935	5.4815
*EURO COMMUNITY	ECU	1.3071	1.3045	1.2990	1.2947	1.2944
FINLAND	MARKKA	4.2495	4.2530	4.2735	4.2790	4.3815
FRANCE	FRANC	4.8830	4.8860	4.9170	4.9000	4.8875
GERMANY	D. MARK	1.4040	1.4074	1.4150	1.4180	1.4151
GREECE	DRACHMA	231.46	232.05	233.10	233.83	233.46
HONG KONG	DOLLAR	7.7320	7.7319	7.7322	7.7322	7.7330
INDIA	RUPEE	34.900	34.300	34.600	34.500	34.700
*IRELAND	POUND	1.6190	1.6170	1.6135	1.6150	1.6150
ITALY	LIRA	1595.38	1593.13	1593.73	1599.25	1586.99
JAPAN	YEN	101.65	102.26	103.07	103.59	103.88
MALAYSIA	RINGGIT	2.5430	2.5412	2.5463	2.5449	2.5454
MEXICO	PESO	6.9200	7.1500	7.3300	7.3100	7.6600
NETHERLANDS	GUILDER	1.5739	1.5785	1.5858	1.5890	1.5856
*NEW ZEALAND	DOLLAR	0.6600	0.6600	0.6550	0.6560	0.6545
NORWAY	KRONE	6.2145	6.2295	6.2385	6.2585	6.2450
PORTUGAL	ESCUDO	148.14	148.42	149.16	149.01	148.48
SINGAPORE	DOLLAR	1.4155	1.4131	1.4175	1.4158	1.4120
SOUTH AFRICA	RAND	3.6470	3.6480	3.6485	3.6465	3.6465
SOUTH KOREA	WON	765.40	765.20	766.10	770.00	771.70
SPAIN	PESETA	121.920	122.030	122.670	122.470	121.990
SRI LANKA	RUPEE	52.600	52.750	52.750	53.050	53.500
SWEDEN	KRONA	6.6255	6.6470	6.6240	6.6540	6.6400
SWITZERLAND	FRANC	1.1340	1.1360	1.1395	1.1415	1.1375
TAIWAN	DOLLAR	27.000	26.990	27.090	27.190	27.240
THAILAND	BAHT	25.150	25.170	25.210	25.250	25.240
*UNITED KINGDOM	POUND	1.5775	1.5807	1.5778	1.5813	1.5805
MEMO:						
**UNITED STATES	DOLLAR	83.77	83.78	84.15	84.23	84.13

*VALUE IS U.S. DOLLARS

**INDEX OF WEIGHTED AVERAGE EXCHANGE VALUE OF U.S. DOLLAR AGAINST CURRENCIES OF OTHER G-10 COUNTRIES. MARCH 1973 = 100. WEIGHTS ARE 1972-76 GLOBAL TRADE OF EACH OF THE 10 COUNTRIES. SERIES REVISED AS OF AUGUST 1978. FOR DESCRIPTION AND BACK DATA, SEE "INDEX OF THE WEIGHTED-AVERAGE EXCHANGE VALUE OF THE U.S. DOLLAR: REVISION" ON PAGE 700 OF THE AUGUST 1978 FEDERAL RESERVE BULLETIN.

THIS RELEASE IS AVAILABLE ONLINE THROUGH THE FACILITIES OF THE DEPARTMENT OF COMMERCE'S ECONOMIC BULLETIN BOARD. FOR INFORMATION, CALL (202) 482-1986.

FOR INFORMATION ABOUT YOUR SUBSCRIPTION TO THIS RELEASE OR ABOUT RECEIVING IT IN DOCUMENT FORM, PLEASE CALL PUBLICATIONS SERVICES AT THE FEDERAL RESERVE BOARD AT (202) 452-3244.