

# Selected Interest & Exchange Rates

## Weekly Series of Charts

**December 21, 1992**

**Prepared by the  
FINANCIAL MARKETS  
SECTION**

**DIVISION OF  
INTERNATIONAL FINANCE**

**BOARD OF GOVERNORS  
FEDERAL RESERVE SYSTEM  
Washington, D.C. 20551**

---

# Table of Contents

## TABLES

1. LATEST FIGURES PLOTTED
2. DAILY CERTIFIED SPOT EXCHANGE RATES  
H.10 RELEASE

## CHARTS

1. SPOT EXCHANGE RATE INDICES
2. 3-MONTH FORWARD EXCHANGE RATES
3. GOLD PRICE—LONDON
4. CALL MONEY RATES
5. 3-MONTH INTEREST RATES
6. EURO-DOLLAR DEPOSIT RATES
7. SELECTED EURO-DOLLAR AND U.S. MONEY MARKET RATES
8. INTEREST ARBITRAGE: 3-MONTH FUNDS
9. LONG-TERM GOVERNMENT BOND YIELDS
10. INDUSTRIAL STOCK INDICES

## SUBSCRIPTION RATES:

Weekly \$30.00 per year or \$.70 each in the United States, its possessions, Canada, and Mexico. Elsewhere. \$35.00 per year or \$.80 each. Address requests to Publications Services Division of Support Services, and make payment remittance payable to the order of the Board of Governors of the Federal Reserve System in a form collectible at Par in U.S. Currency.

CHART 1

### SPOT EXCHANGE INDICES

DOLLAR PRICES OF FOREIGN CURRENCIES AND WEIGHTED AVERAGE VALUES (THIN LINE)  
AVERAGES FOR WEEK ENDING WEDNESDAY

RATIO SCALE  
MARCH 1973=100

RATIO SCALE  
MARCH 1973=100

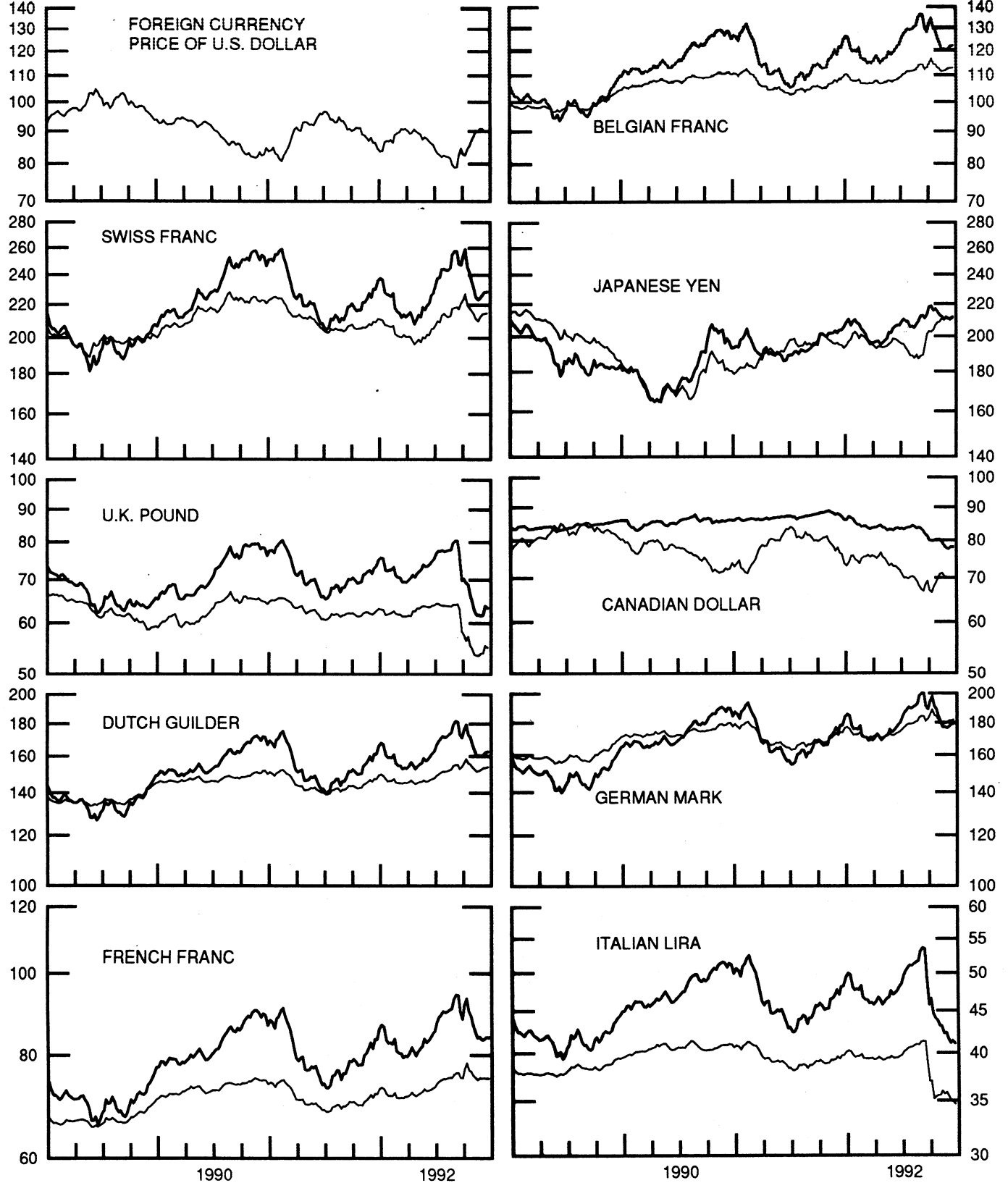


CHART 2

### 3-MONTH FORWARD EXCHANGE RATES

PREMIUM (+) OR (-)  
AVERAGES FOR WEEK ENDING WEDNESDAY

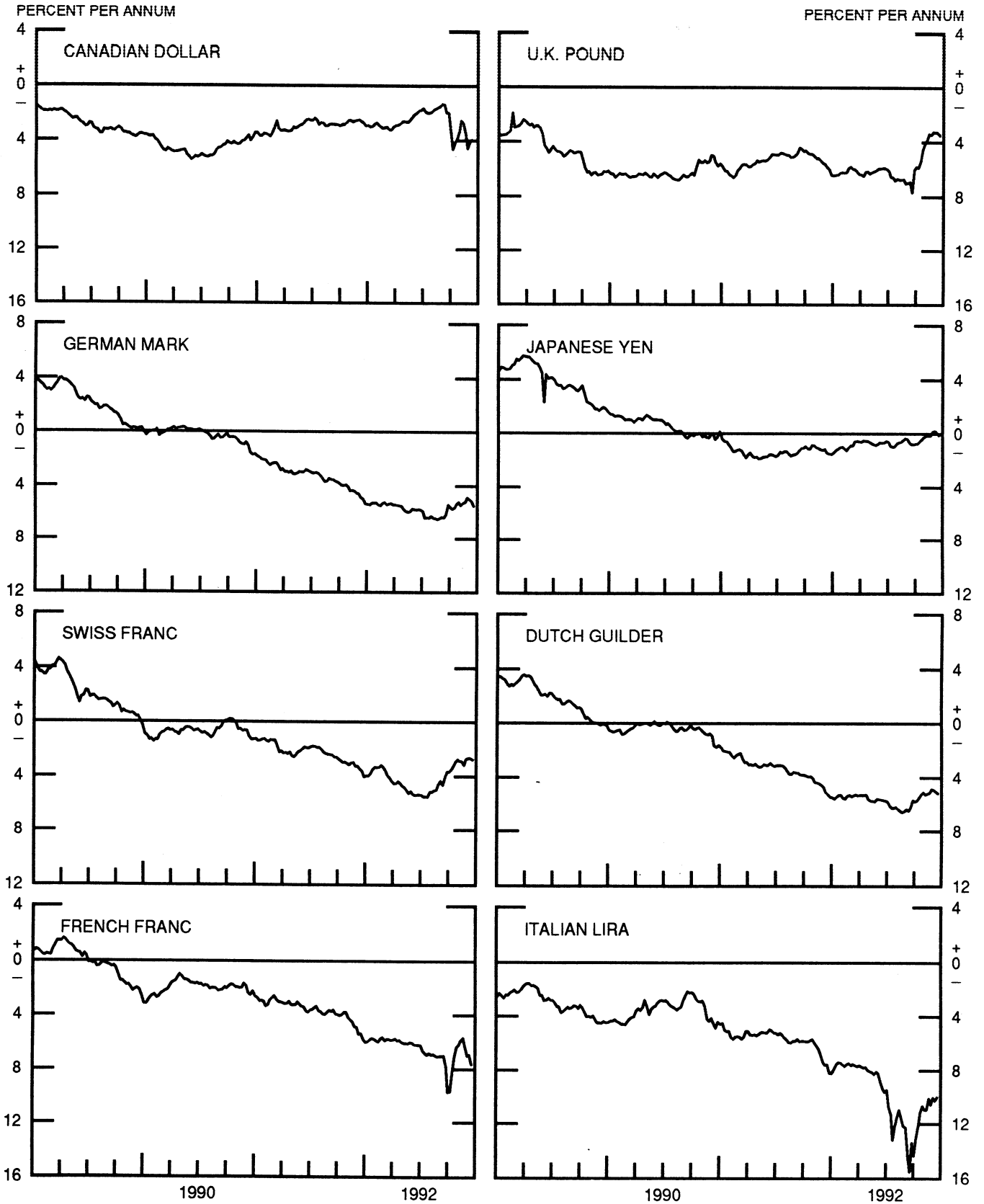
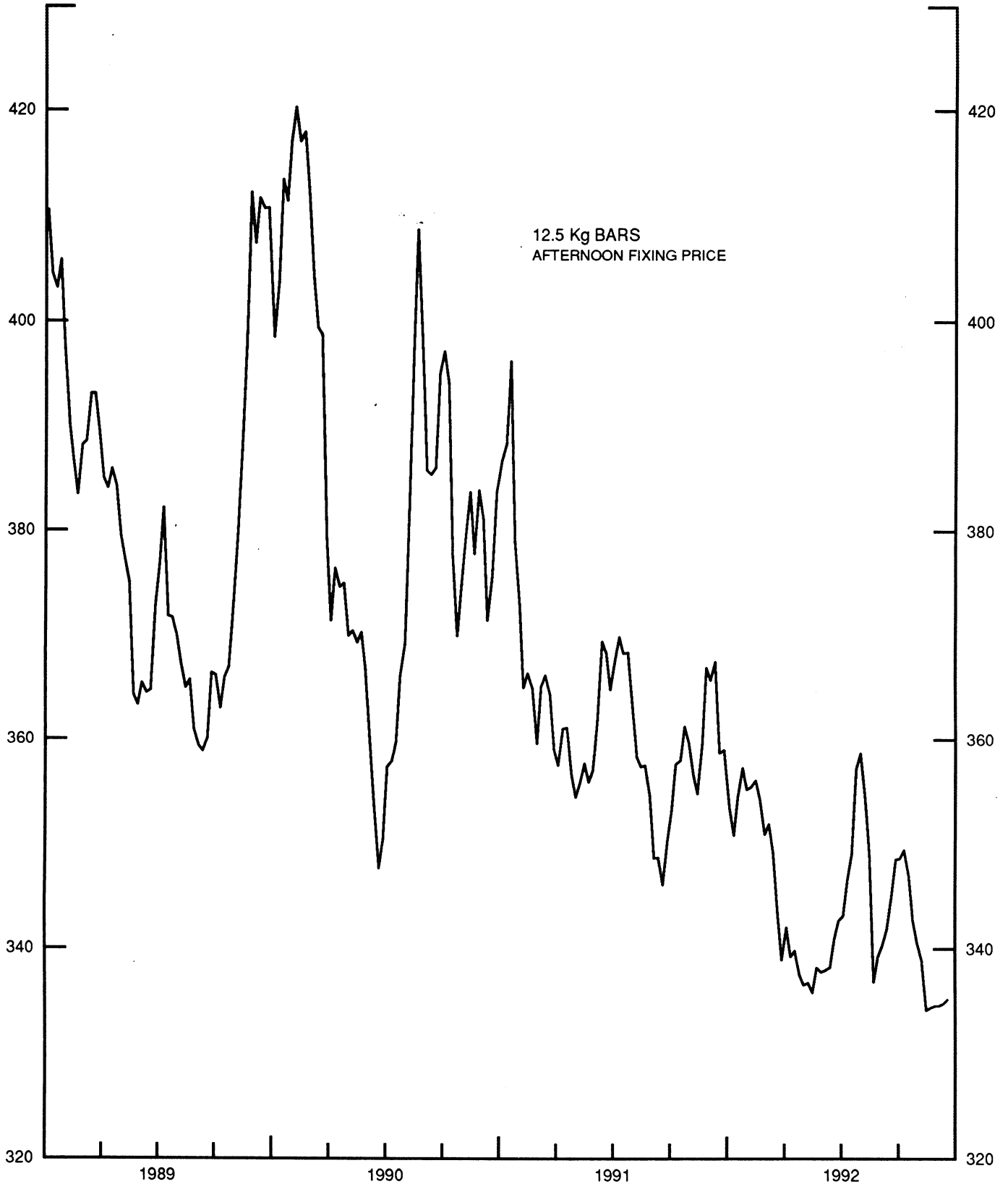


CHART 3

PRICE OF GOLD IN LONDON  
AVERAGES FOR WEEK ENDING WEDNESDAY

U.S. DOLLARS PER FINE OUNCE

U.S. DOLLARS PER FINE OUNCE



12.5 Kg BARS  
AFTERNOON FIXING PRICE

CHART 4

# CALL MONEY RATES WEEKLY SERIES

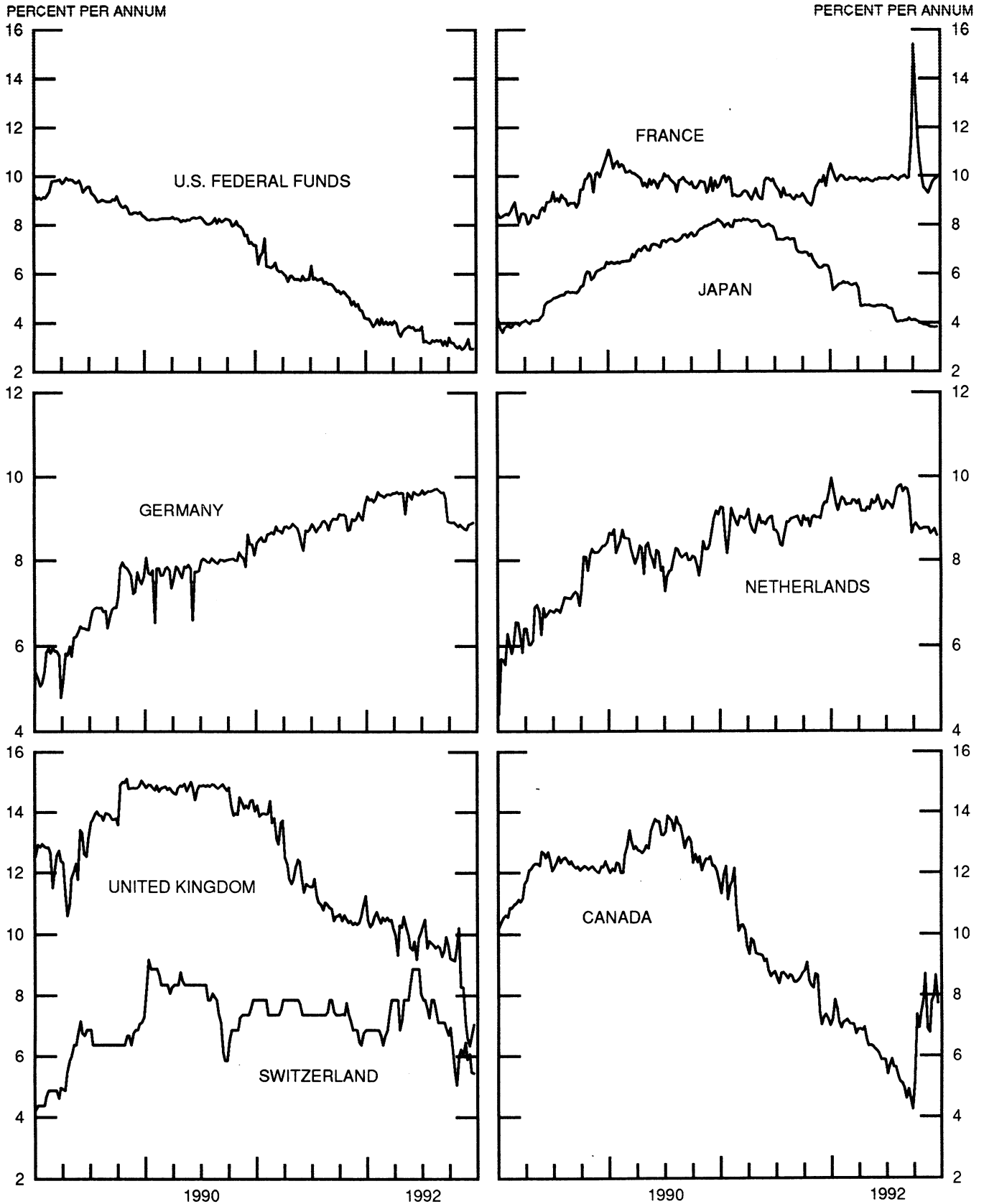


CHART 5  
**3-MONTH INTEREST RATES**  
 WEEKLY SERIES

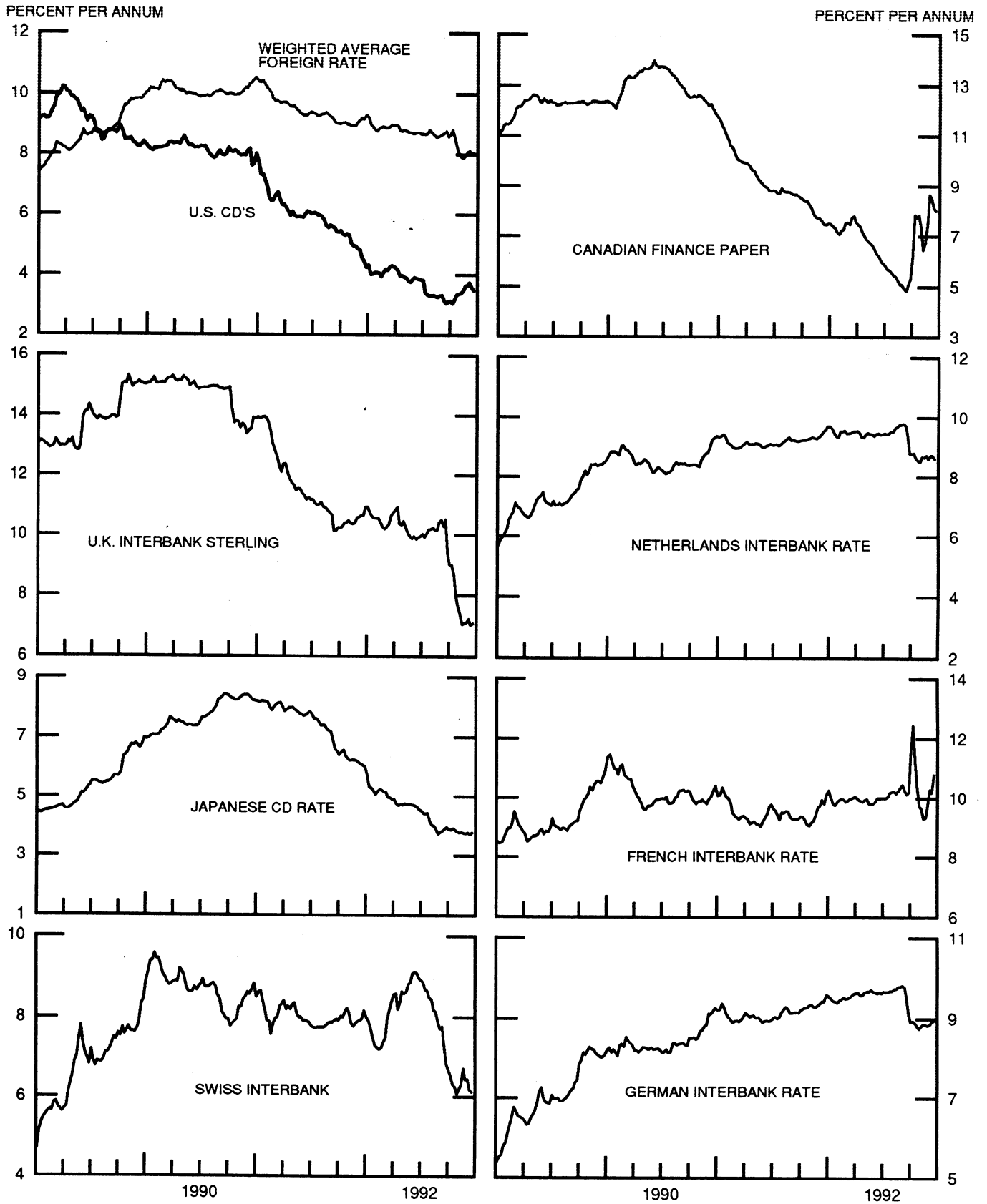


CHART 6

### EURO-DOLLAR DEPOSIT RATES LONDON AVERAGES FOR WEEK ENDING WEDNESDAY

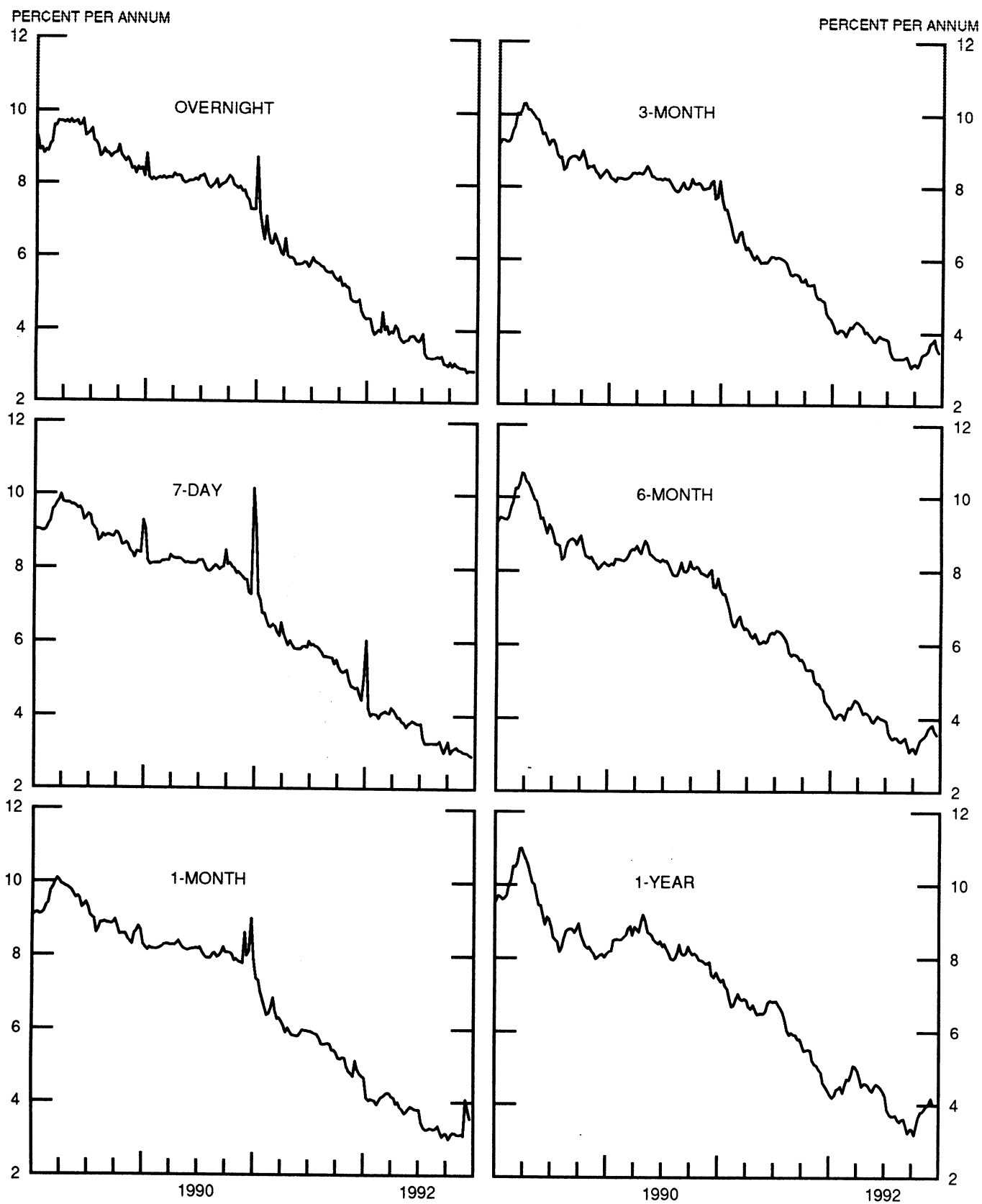


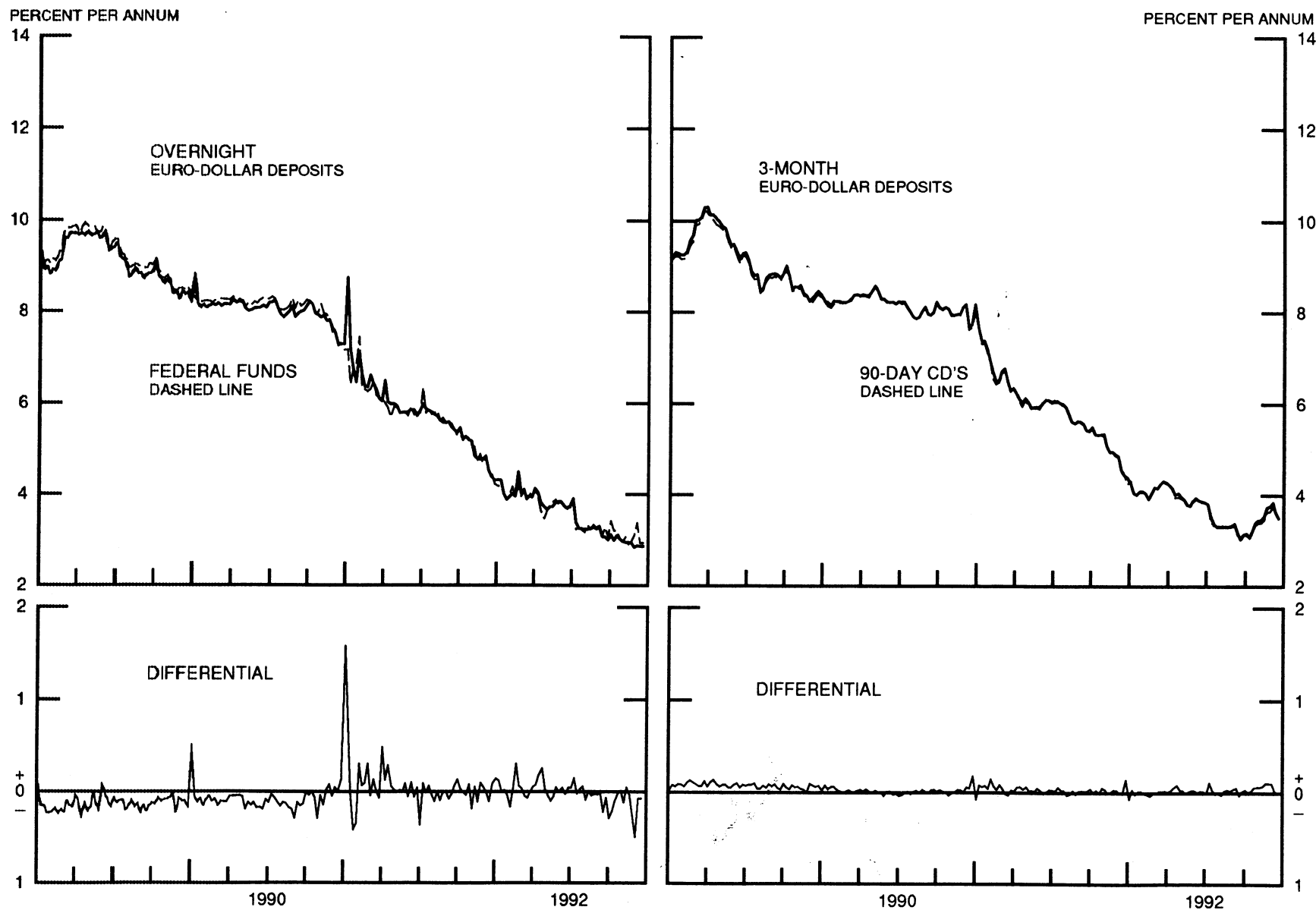


CHART 7

### SELECTED EURO-DOLLAR AND U.S. MONEY MARKET RATES

DIFFERENTIAL: PLUS(+), FAVORS BORROWING IN U.S.

AVERAGES FOR WEEK ENDING WEDNESDAY



### INTEREST ARBITRAGE: 3-MONTH FUNDS

DIFFERENTIAL: PLUS(+), INDICATES FAVOR DOLLAR ASSETS  
AVERAGES FOR WEEK ENDING WEDNESDAY

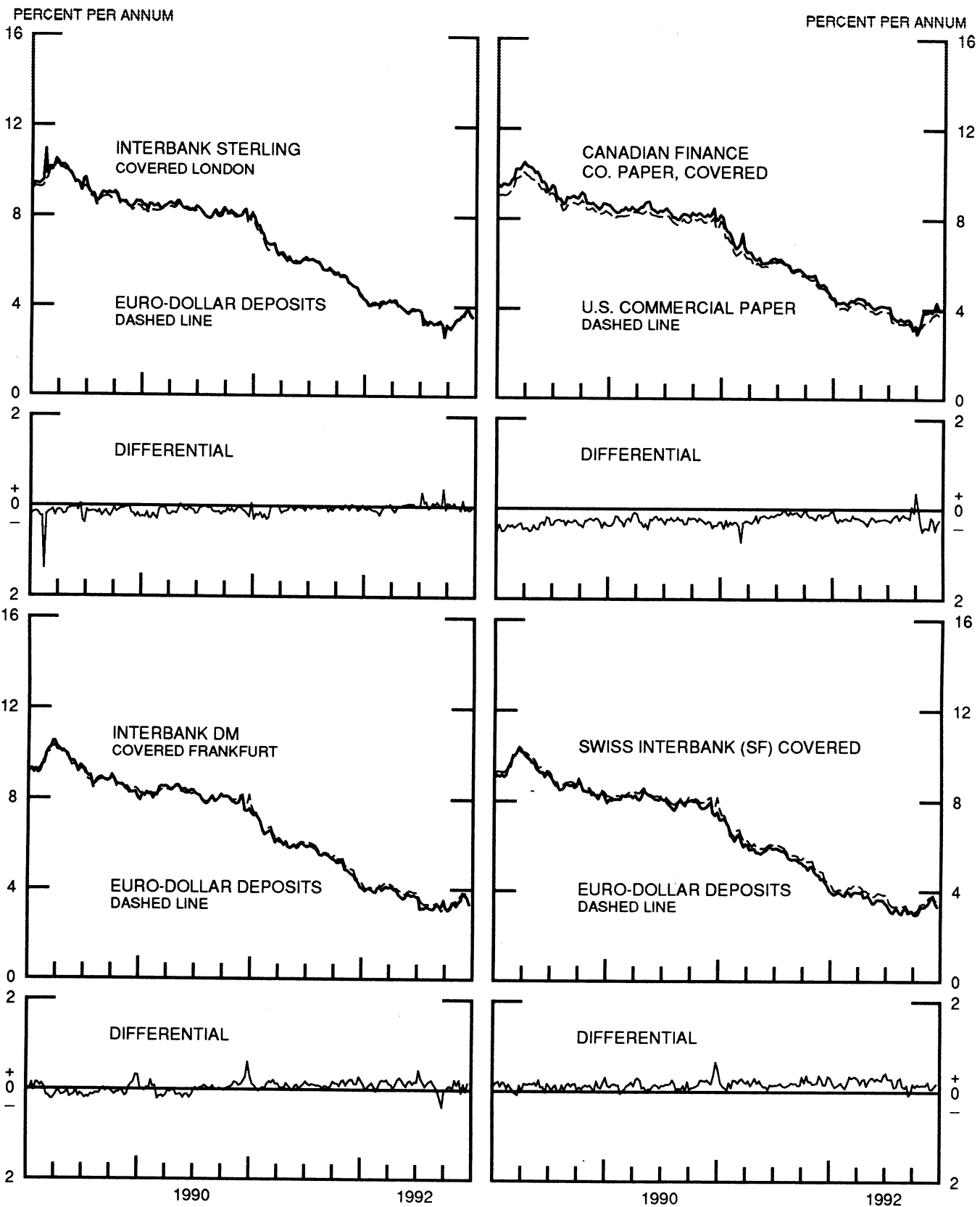


CHART 9

LONG-TERM GOVERNMENT BOND YIELDS  
WEEKLY SERIES

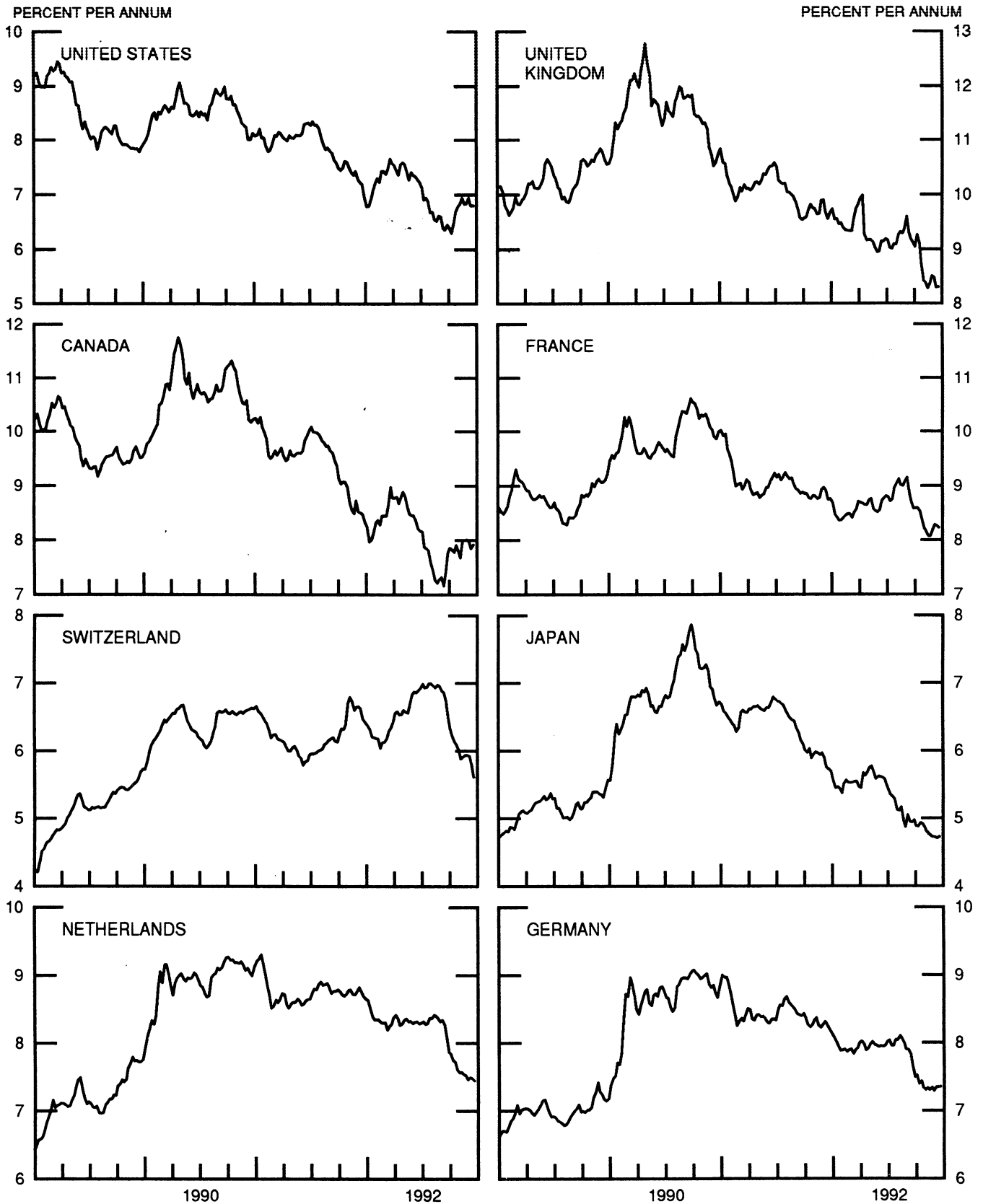
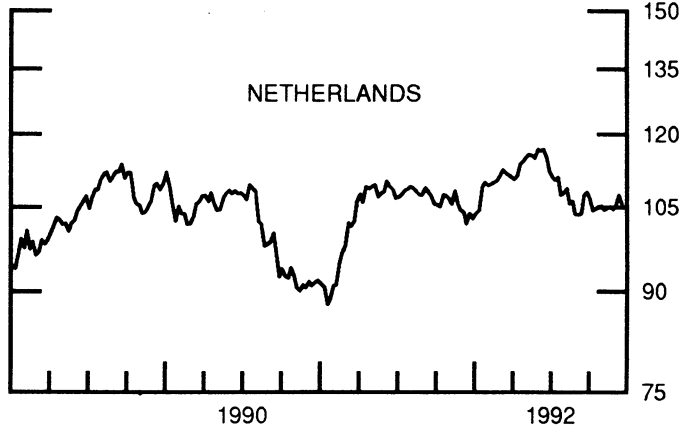
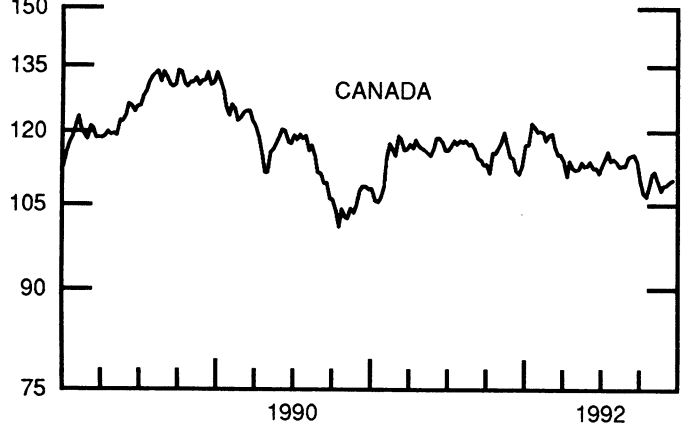
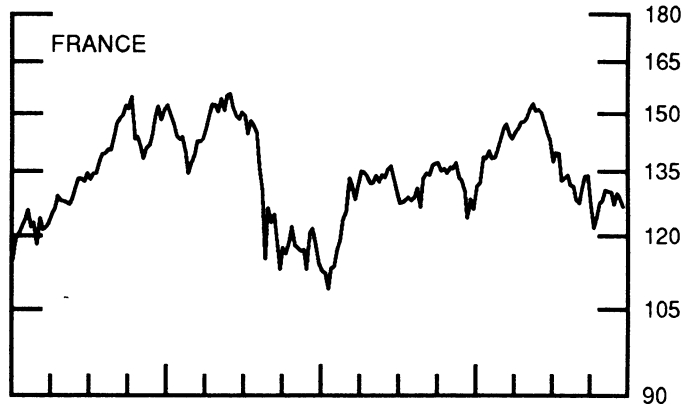
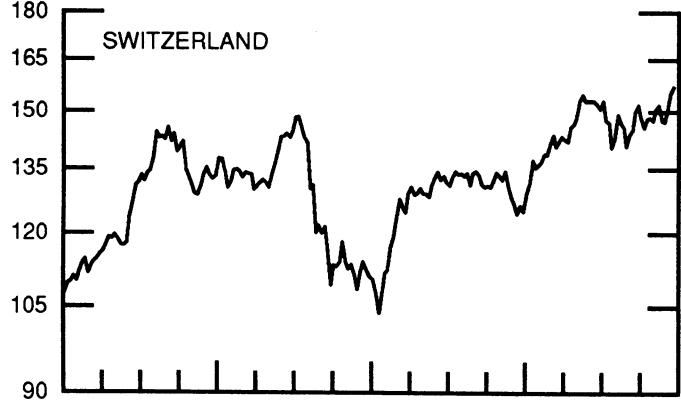
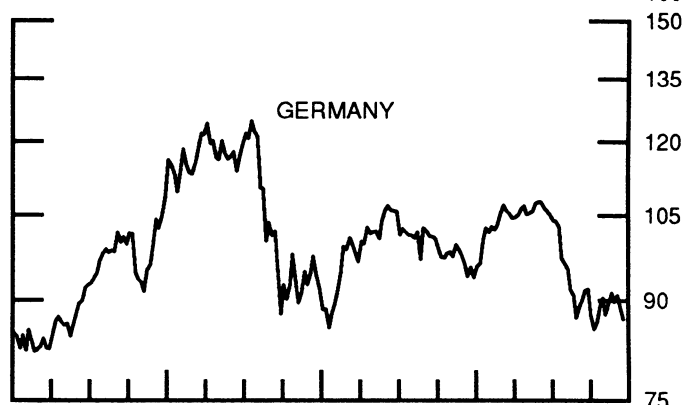
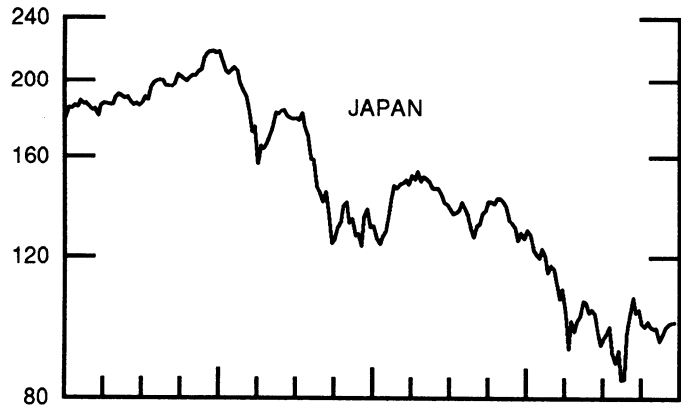
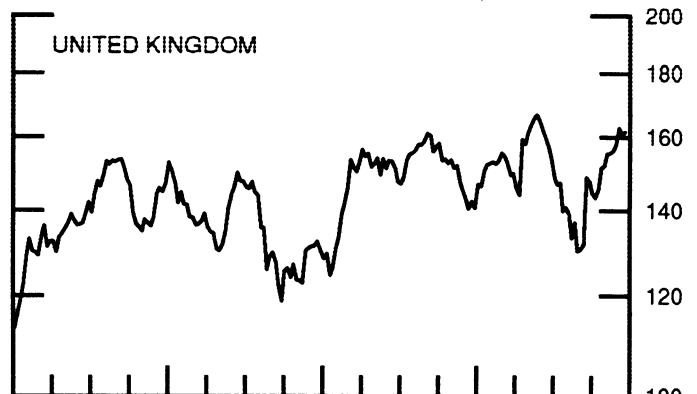
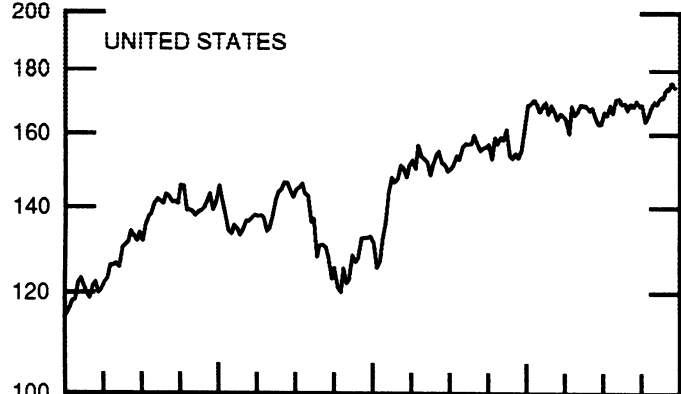


CHART 10  
STOCK INDICES  
WEEKLY SERIES

RATIO SCALE  
1986=100

RATIO SCALE  
1986=100



1990

1992

1990

1992

SERIES

18-Nov-92 25-Nov-92 2-Dec-92 9-Dec-92 16-Dec-92

Chart 1. Spot Exchange Rates and Indices

Noon buying rates (U.S. cents, weekly averages)

|                     |         |         |         |         |         |
|---------------------|---------|---------|---------|---------|---------|
| Belgian franc       | 3.0613  | 3.0483  | 3.0624  | 3.0866  | 3.0932  |
| Canadian dollar     | 78.766  | 78.026  | 77.839  | 78.375  | 78.385  |
| French franc        | 18.667  | 18.509  | 18.527  | 18.646  | 18.645  |
| German mark         | 62.952  | 62.731  | 63.037  | 63.504  | 63.696  |
| Italian lira        | 0.07368 | 0.07253 | 0.07168 | 0.07210 | 0.07155 |
| Japanese yen        | 0.80419 | 0.80648 | 0.80381 | 0.80372 | 0.80846 |
| Netherlands guilder | 55.955  | 55.760  | 56.041  | 56.520  | 56.642  |
| Swiss franc         | 69.472  | 69.694  | 70.362  | 70.967  | 71.089  |
| U.K. pound          | 152.59  | 152.29  | 152.65  | 157.50  | 156.47  |

Indices, March 1973 base rates = 100

|                     |        |        |        |        |        |
|---------------------|--------|--------|--------|--------|--------|
| Belgian franc       | 120.63 | 120.12 | 120.68 | 121.63 | 121.89 |
| Canadian dollar     | 78.51  | 77.77  | 77.58  | 78.12  | 78.13  |
| French franc        | 84.12  | 83.40  | 83.49  | 84.02  | 84.02  |
| German mark         | 177.09 | 176.47 | 177.33 | 178.64 | 179.18 |
| Italian lira        | 42.30  | 41.63  | 41.14  | 41.39  | 41.07  |
| Japanese yen        | 210.56 | 211.16 | 210.46 | 210.44 | 211.68 |
| Netherlands guilder | 160.63 | 160.08 | 160.88 | 162.26 | 162.61 |
| Swiss franc         | 223.50 | 224.21 | 226.37 | 228.31 | 228.70 |
| U.K. pound          | 61.72  | 61.60  | 61.74  | 63.70  | 63.29  |

Weighted average exchange value indices, Mar. 1973=100

|                     |        |        |        |        |        |
|---------------------|--------|--------|--------|--------|--------|
| Belgian franc       | 111.61 | 111.95 | 112.49 | 112.57 | 112.81 |
| Canadian dollar     | 70.41  | 70.23  | 70.05  | 70.03  | 70.02  |
| French franc        | 75.13  | 75.00  | 75.09  | 75.02  | 75.01  |
| German mark         | 179.25 | 180.01 | 181.05 | 181.10 | 181.73 |
| Italian lira        | 35.79  | 35.45  | 35.01  | 34.96  | 34.67  |
| Japanese yen        | 209.65 | 211.99 | 211.19 | 209.49 | 210.83 |
| Netherlands guilder | 151.82 | 152.40 | 153.21 | 153.44 | 153.77 |
| Swedish krona       | 66.88  | 60.22  | 59.22  | 59.23  | 59.02  |
| Swiss franc         | 209.89 | 212.12 | 214.19 | 214.51 | 214.86 |
| U.K. pound          | 53.53  | 53.83  | 53.97  | 55.43  | 55.02  |
| U.S. dollar         | 89.93  | 90.74  | 90.73  | 89.91  | 89.89  |

Chart 2. 3-Month Forward Exchange Rates, Premium or Discount

|                     |        |        |        |        |       |
|---------------------|--------|--------|--------|--------|-------|
| Canadian dollar     | -3.57  | -4.56  | -4.07  | -3.95  | -3.99 |
| French franc        | -5.68  | -6.30  | -6.97  | -6.92  | -7.62 |
| German mark         | -5.22  | -4.89  | -5.03  | -5.14  | -5.49 |
| Italian lira        | -10.09 | -10.56 | -10.01 | -10.25 | -9.98 |
| Japanese yen        | -0.14  | 0.14   | 0.23   | 0.09   | -0.11 |
| Netherlands guilder | -5.13  | -4.84  | -4.94  | -5.02  | -5.15 |
| Swiss franc         | -3.16  | -2.71  | -2.63  | -2.65  | -2.76 |
| U.K. pound          | -3.44  | -3.23  | -3.29  | -3.28  | -3.48 |

Chart 3. Gold Price in London, Afternoon Fixing

|                             |        |        |        |        |        |
|-----------------------------|--------|--------|--------|--------|--------|
| U.S. dollars per fine ounce | 334.46 | 334.61 | 334.65 | 334.84 | 335.24 |
|-----------------------------|--------|--------|--------|--------|--------|

Chart 4. Call Money Rates

|                                |      |      |      |      |      |
|--------------------------------|------|------|------|------|------|
| U.S. federal funds             | 2.97 | 3.10 | 3.37 | 2.94 | 2.93 |
| Overnight Euro-dollar deposits | 2.94 | 2.84 | 2.88 | 2.86 | 2.86 |
| Canada                         | 6.78 | 7.80 | 7.98 | 8.65 | 7.75 |
| France                         | 9.30 | 9.50 | 9.74 | 9.85 | 9.91 |
| Germany                        | 8.75 | 8.72 | 8.85 | 8.87 | 8.90 |
| Japan                          | 3.88 | 3.83 | 3.83 | 3.81 | 3.83 |
| Netherlands                    | 8.76 | 8.62 | 8.68 | 8.75 | 8.59 |
| Switzerland                    | 6.45 | 5.90 | 6.08 | 5.48 | 5.45 |
| United Kingdom                 | 7.13 | 6.63 | 6.35 | 6.65 | 7.05 |

SERIES

18-Nov-92 25-Nov-92 2-Dec-92 9-Dec-92 16-Dec-92

Chart 5. 3-Month Interest Rates

|  |      |      |       |       |       |
|--|------|------|-------|-------|-------|
| U.S. 90-day CD's, secondary market                         | 3.63 | 3.66 | 3.75  | 3.60  | 3.50  |
| Canadian finance paper                                     | 7.52 | 8.66 | 8.49  | 8.14  | 8.02  |
| French interbank rate                                      | 9.34 | 9.73 | 10.29 | 10.18 | 10.79 |
| German interbank rate                                      | 8.85 | 8.83 | 8.85  | 8.92  | 8.96  |
| Japanese CD rate   | 3.76 | 3.75 | 3.78  | 3.71  | 3.77  |
| Netherlands interbank rate                                 | 8.72 | 8.61 | 8.73  | 8.72  | 8.62  |
| Swiss interbank rate                                       | 6.73 | 6.44 | 6.45  | 6.19  | 6.13  |
| U.K. interbank sterling                                    | 7.10 | 7.13 | 7.24  | 7.05  | 7.09  |
| Weighted average foreign interest rate<br>(G-10 Countries) | 7.95 | 8.07 | 8.12  | 8.02  | 8.06  |

Chart 6. Euro-Dollar Deposit Rates

|           |      |      |      |      |      |
|-----------|------|------|------|------|------|
| Overnight | 2.94 | 2.84 | 2.88 | 2.86 | 2.86 |
| 7-day     | 3.01 | 2.99 | 2.98 | 2.93 | 2.89 |
| 1-month   | 3.13 | 3.08 | 4.08 | 3.84 | 3.55 |
| 3-month   | 3.74 | 3.76 | 3.84 | 3.63 | 3.50 |
| 6-month   | 3.74 | 3.79 | 3.84 | 3.68 | 3.58 |
| 1-year    | 3.99 | 4.04 | 4.17 | 4.00 | 3.99 |

Chart 7. Selected Euro-dollar & U.S. Money Market Rates

|                                    |       |       |       |       |       |
|------------------------------------|-------|-------|-------|-------|-------|
| Overnight Euro-dollar deposits     | 2.94  | 2.84  | 2.88  | 2.86  | 2.86  |
| U.S. federal funds                 | 2.97  | 3.10  | 3.37  | 2.94  | 2.93  |
| Differential                       | -0.04 | -0.26 | -0.50 | -0.08 | -0.07 |
| 3-month Euro-dollar deposit        | 3.74  | 3.76  | 3.84  | 3.63  | 3.50  |
| U.S. 90-day CD's, secondary market | 3.63  | 3.66  | 3.75  | 3.60  | 3.50  |
| Differential                       | 0.11  | 0.11  | 0.10  | 0.02  | 0.00  |

Chart 8. Interest Arbitrage, 3-Month Funds

|                                      |       |       |       |       |       |
|--------------------------------------|-------|-------|-------|-------|-------|
| Euro-dollar deposit                  | 3.74  | 3.76  | 3.84  | 3.63  | 3.50  |
| Interbank sterling (London), covered | 3.60  | 3.84  | 3.89  | 3.71  | 3.55  |
| Differential                         | 0.14  | -0.07 | -0.04 | -0.08 | -0.05 |
| U.S. commercial paper                | 3.71  | 3.76  | 3.86  | 3.78  | 3.70  |
| Canadian finance paper, covered      | 3.89  | 4.00  | 4.33  | 4.11  | 3.95  |
| Differential                         | -0.18 | -0.23 | -0.47 | -0.33 | -0.25 |
| Euro-dollar deposit                  | 3.74  | 3.76  | 3.84  | 3.63  | 3.50  |
| Interbank DM (Frankfurt), covered    | 3.51  | 3.83  | 3.71  | 3.66  | 3.34  |
| Differential                         | 0.23  | -0.07 | 0.14  | -0.04 | 0.16  |
| Euro-dollar deposit                  | 3.74  | 3.76  | 3.84  | 3.63  | 3.50  |
| Swiss interbank, covered             | 3.52  | 3.68  | 3.78  | 3.50  | 3.32  |
| Differential                         | 0.22  | 0.08  | 0.07  | 0.12  | 0.18  |

Chart 9. Long Term Government Bellwether Bond Yields  
10-year maturity, where available

|                |      |      |      |      |      |
|----------------|------|------|------|------|------|
| Canada         | 8.00 | 8.01 | 7.97 | 7.85 | 7.92 |
| France         | 8.08 | 8.18 | 8.29 | 8.27 | 8.24 |
| Germany        | 7.34 | 7.29 | 7.34 | 7.35 | 7.36 |
| Japan          | 4.73 | 4.73 | 4.72 | 4.71 | 4.73 |
| Switzerland    | 5.94 | 5.94 | 5.93 | 5.81 | 5.62 |
| Netherlands    | 7.52 | 7.46 | 7.50 | 7.49 | 7.45 |
| United Kingdom | 8.39 | 8.51 | 8.48 | 8.30 | 8.30 |
| United States  | 6.83 | 6.83 | 6.94 | 6.80 | 6.80 |

Chart 10. Stock Indices (Wednesday figures)

|                |        |        |        |        |        |
|----------------|--------|--------|--------|--------|--------|
| Canada         | 107.69 | 108.65 | 108.81 | 109.48 | 109.84 |
| France         | 129.90 | 127.11 | 129.64 | 128.75 | 126.62 |
| Germany        | 91.18  | 89.76  | 90.82  | 89.00  | 86.94  |
| Japan          | 96.12  | 97.86  | 98.93  | 99.28  | 99.61  |
| Netherlands    | 105.01 | 104.64 | 105.39 | 107.24 | 105.72 |
| Switzerland    | 147.43 | 147.11 | 150.86 | 154.95 | 157.04 |
| United Kingdom | 156.11 | 157.74 | 162.54 | 160.97 | 161.50 |
| United States  | 171.19 | 173.59 | 174.04 | 176.02 | 174.42 |

Indices (in order, rebased to 1986=100) are Toronto Composite, CAC General, FAZ Aktien, Tokyo SE (Topix), CBS All-General, Swiss Bank Index, Financial Times Ordinary, NYSE Composite

# FEDERAL RESERVE statistical release



H.10(512)

December 21, 1992

## FOREIGN EXCHANGE RATES

FOR THE WEEK ENDING DECEMBER 18, 1992

The Board of Governors of the Federal Reserve System is advised that the Federal Reserve Bank of New York has certified for customs purposes the following noon buying rates in New York City for cable transfers payable in foreign currencies:

| COUNTRY         | MONETARY UNIT | (CURRENCY UNITS PER DOLLAR) |         |         |         |         |
|-----------------|---------------|-----------------------------|---------|---------|---------|---------|
|                 |               | Dec. 14                     | Dec. 15 | Dec. 16 | Dec. 17 | Dec. 18 |
| *AUSTRALIA      | DOLLAR        | 0.6873                      | 0.6881  | 0.6888  | 0.6894  | 0.6916  |
| AUSTRIA         | SCHILLING     | 11.062                      | 11.030  | 10.938  | 10.978  | 11.023  |
| BELGIUM         | FRANC         | 32.300                      | 32.330  | 32.010  | 32.100  | 32.220  |
| CANADA          | DOLLAR        | 1.2746                      | 1.2772  | 1.2787  | 1.2748  | 1.2756  |
| CHINA, P.R.     | YUAN          | 5.8596                      | 5.9007  | N.A.    | 5.9007  | 5.8646  |
| DENMARK         | KRONE         | 6.0450                      | 6.0400  | 5.9930  | 6.0250  | 6.0570  |
| *EURO COMMUNITY | ECU           | 1.2503                      | 1.2512  | 1.2587  | 1.2527  | 1.2469  |
| FINLAND         | MARKKA        | 5.0790                      | 5.0910  | 5.0920  | 5.1450  | 5.1700  |
| FRANCE          | FRANC         | 5.3510                      | 5.3580  | 5.3155  | 5.3330  | 5.3450  |
| GERMANY         | D. MARK       | 1.5695                      | 1.5675  | 1.5550  | 1.5615  | 1.5665  |
| GREECE          | DRACHMA       | 208.10                      | 207.50  | 206.50  | 207.85  | 209.00  |
| HONG KONG       | DOLLAR        | 7.7405                      | 7.7400  | 7.7400  | 7.7342  | 7.7363  |
| INDIA           | RUPEE         | 29.060                      | 29.000  | 29.000  | 28.980  | 29.000  |
| *IRELAND        | POUND         | 1.6852                      | 1.6820  | 1.6960  | 1.6905  | 1.6845  |
| ITALY           | LIRA          | 1394.50                     | 1399.50 | 1398.00 | 1405.00 | 1407.75 |
| JAPAN           | YEN           | 123.85                      | 124.10  | 122.90  | 123.10  | 123.28  |
| MALAYSIA        | RINGGIT       | 2.5572                      | 2.5850  | 2.5755  | 2.5775  | 2.5820  |
| NETHERLANDS     | GUILDER       | 1.7649                      | 1.7625  | 1.7489  | 1.7563  | 1.7610  |
| *NEW ZEALAND    | DOLLAR        | 0.5155                      | 0.5144  | 0.5180  | 0.5188  | 0.5171  |
| NORWAY          | KRONE         | 6.7470                      | 6.7340  | 6.6590  | 6.6850  | 6.7420  |
| PORTUGAL        | ESCUDO        | 140.23                      | 140.40  | 139.30  | 139.68  | 140.10  |
| SINGAPORE       | DOLLAR        | 1.6400                      | 1.6400  | 1.6390  | 1.6375  | 1.6405  |
| SOUTH AFRICA    | RAND          | 3.0098                      | 3.0090  | 3.0040  | 2.9950  | 3.0100  |
| SOUTH KOREA     | WON           | 793.30                      | 794.10  | 793.60  | 792.40  | 792.40  |
| SPAIN           | PESETA        | 111.80                      | 111.65  | 110.85  | 111.24  | 111.50  |
| SRI LANKA       | RUPEE         | 44.600                      | 44.600  | 44.630  | 44.630  | 44.650  |
| SWEDEN          | KRONA         | 6.7600                      | 6.7680  | 6.8100  | 6.9475  | 6.9400  |
| SWITZERLAND     | FRANC         | 1.4085                      | 1.4100  | 1.3970  | 1.4015  | 1.4115  |
| TAIWAN          | DOLLAR        | 25.465                      | 25.469  | 25.467  | 25.465  | 25.467  |
| THAILAND        | BAHT          | 25.470                      | 25.480  | 25.480  | 25.450  | 25.445  |
| *UNITED KINGDOM | POUND         | 1.5650                      | 1.5665  | 1.5772  | 1.5740  | 1.5660  |
| MEMO:           |               |                             |         |         |         |         |
| **UNITED STATES | DOLLAR        | 89.83                       | 89.89   | 89.33   | 89.64   | 89.88   |

\*VALUE IS U.S. DOLLARS

\*\*INDEX OF WEIGHTED AVERAGE EXCHANGE VALUE OF U.S. DOLLAR AGAINST CURRENCIES OF OTHER G-10 COUNTRIES. MARCH 1973 = 100. WEIGHTS ARE 1972-76 GLOBAL TRADE OF EACH OF THE 10 COUNTRIES. SERIES REVISED AS OF AUGUST 1978. FOR DESCRIPTION AND BACK DATA, SEE "INDEX OF THE WEIGHTED-AVERAGE EXCHANGE VALUE OF THE U.S. DOLLAR: REVISION" ON PAGE 700 OF THE AUGUST 1978 FEDERAL RESERVE BULLETIN.

THIS RELEASE IS AVAILABLE ONLINE THROUGH THE FACILITIES OF THE DEPARTMENT OF COMMERCE'S ECONOMIC BULLETIN BOARD. FOR INFORMATION, CALL (202) 482-1986.

FOR INFORMATION ABOUT YOUR SUBSCRIPTION TO THIS RELEASE OR ABOUT RECEIVING IT IN DOCUMENT FORM, PLEASE CALL PUBLICATIONS SERVICES AT THE FEDERAL RESERVE BOARD AT (202) 452-3244.