

Selected Interest & Exchange Rates

Weekly Series of Charts

July 13, 1992

Prepared by the
FINANCIAL MARKETS
SECTION

DIVISION OF
INTERNATIONAL FINANCE

BOARD OF GOVERNORS
FEDERAL RESERVE SYSTEM
Washington, D.C. 20551

Table of Contents

TABLES

1. LATEST FIGURES PLOTTED
2. DAILY CERTIFIED SPOT EXCHANGE RATES
H.10 RELEASE

CHARTS

1. SPOT EXCHANGE RATE INDICES
2. 3-MONTH FORWARD EXCHANGE RATES
3. GOLD PRICE—LONDON
4. CALL MONEY RATES
5. 3-MONTH INTEREST RATES
6. EURO-DOLLAR DEPOSIT RATES
7. SELECTED EURO-DOLLAR AND U.S. MONEY MARKET RATES
8. INTEREST ARBITRAGE: 3-MONTH FUNDS
9. LONG-TERM GOVERNMENT BOND YIELDS
10. INDUSTRIAL STOCK INDICES

SUBSCRIPTION RATES:

Weekly \$30.00 per year or \$.70 each in the United States, its possessions, Canada, and Mexico. Elsewhere. \$35.00 per year or \$.80 each. Address requests to Publications Services Division of Support Services, and make payment remittance payable to the order of the Board of Governors of the Federal Reserve System in a form collectible at Par in U.S. Currency.

CHART 1

SPOT EXCHANGE INDICES

DOLLAR PRICES OF FOREIGN CURRENCIES AND WEIGHTED AVERAGE VALUES (THIN LINE)
AVERAGES FOR WEEK ENDING WEDNESDAY

RATIO SCALE
MARCH 1973=100

RATIO SCALE
MARCH 1973=100

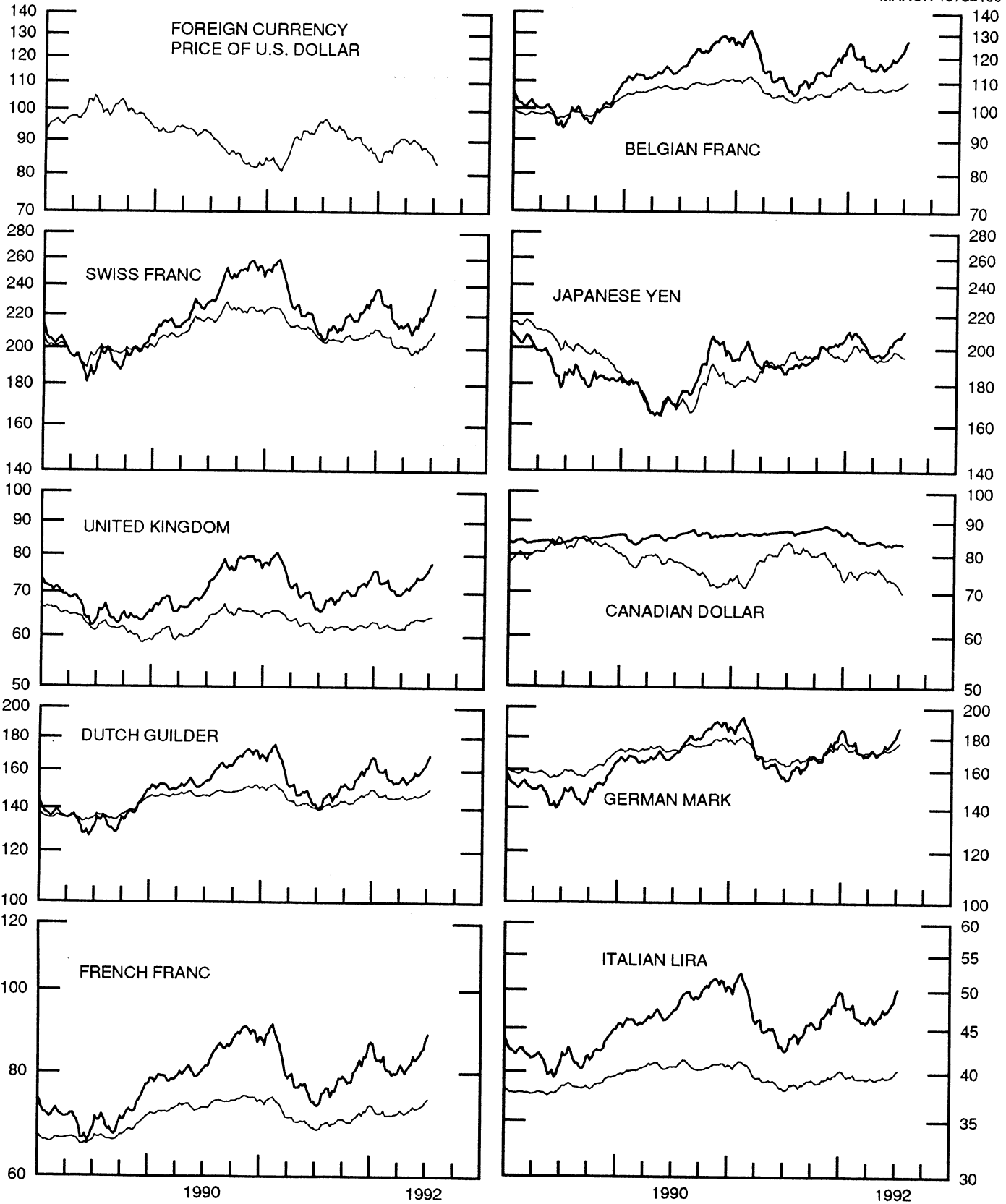


CHART 2

3-MONTH FORWARD EXCHANGE RATES

PREMIUM (+) OR (-)
AVERAGES FOR WEEK ENDING WEDNESDAY

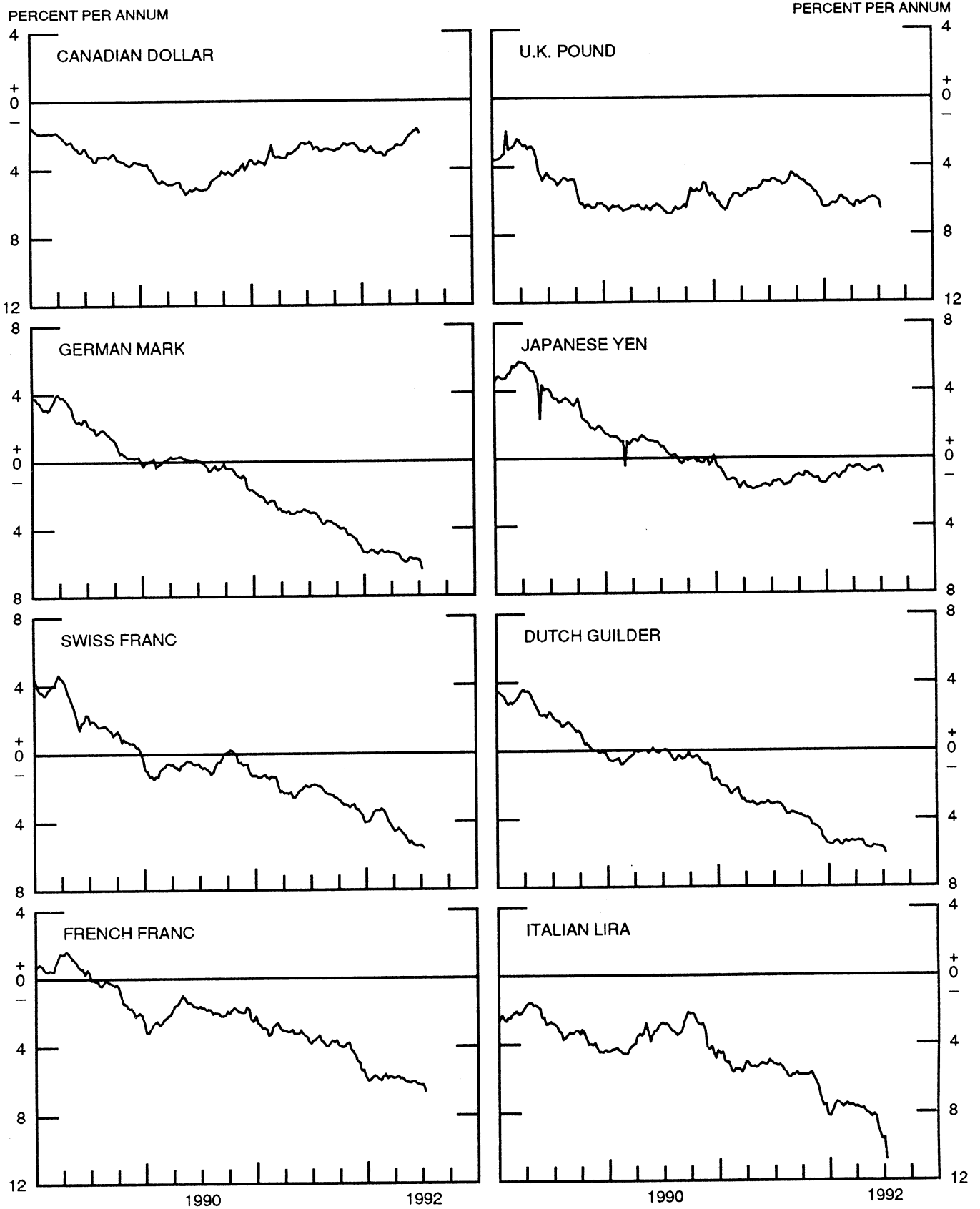
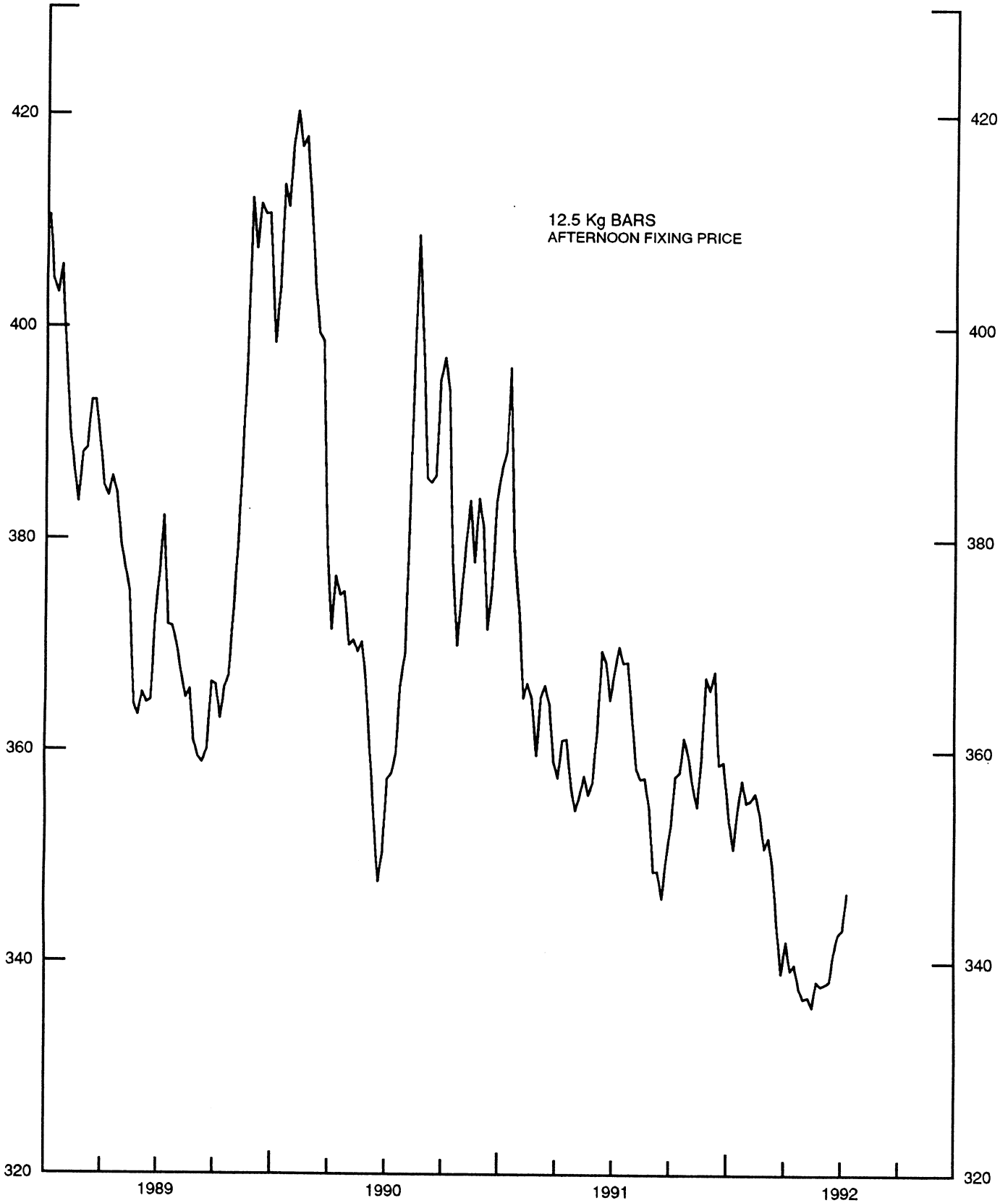


CHART 3

PRICE OF GOLD IN LONDON
AVERAGES FOR WEEK ENDING WEDNESDAY

U.S. DOLLARS PER FINE OUNCE

U.S. DOLLARS PER FINE OUNCE



12.5 Kg BARS
AFTERNOON FIXING PRICE

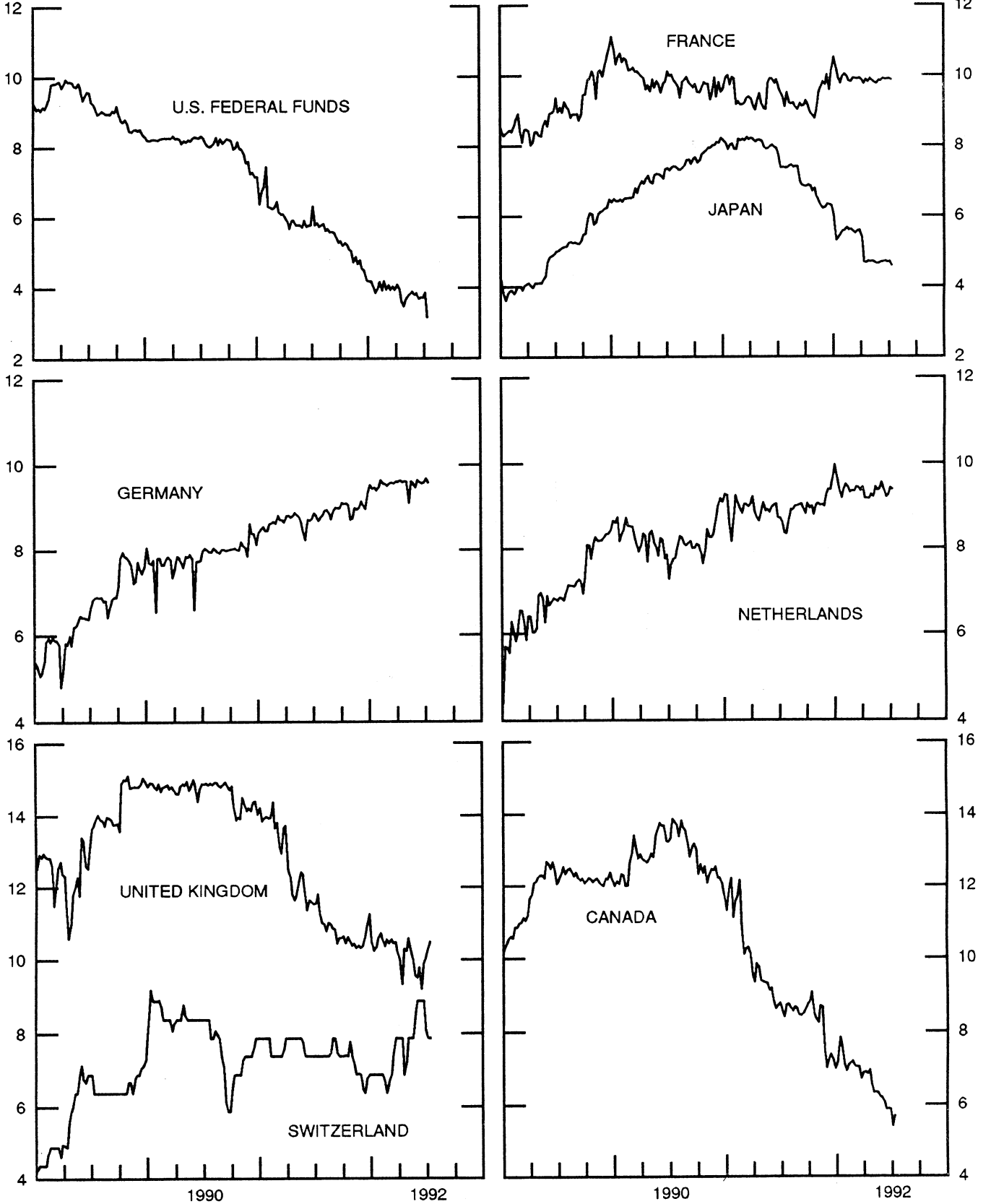
CHART 4

CALL MONEY RATES

WEEKLY SERIES

PERCENT PER ANNUM

PERCENT PER ANNUM



3-MONTH INTEREST RATES

WEEKLY SERIES

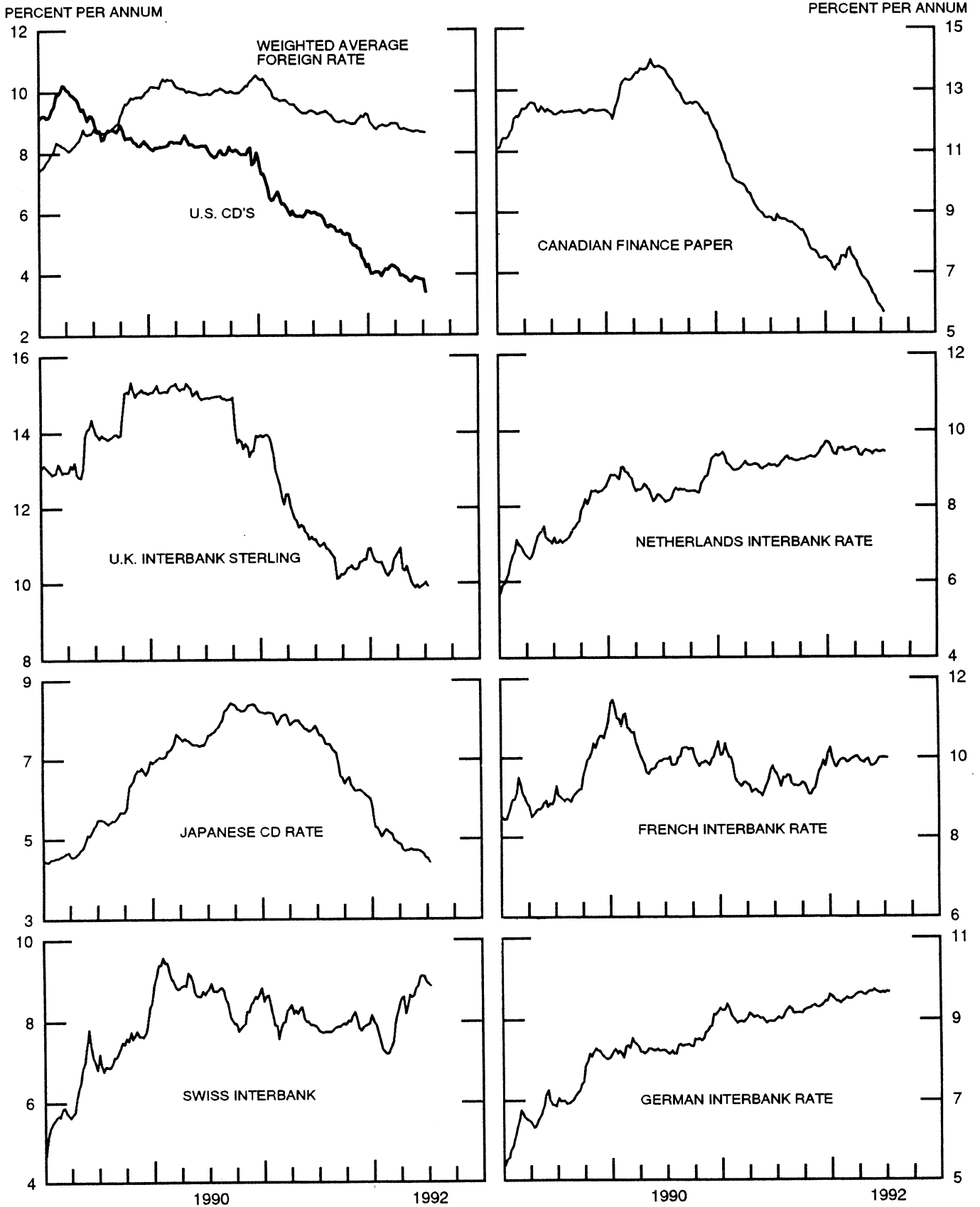


CHART 6

EURO-DOLLAR DEPOSIT RATES LONDON

AVERAGES FOR WEEK ENDING WEDNESDAY

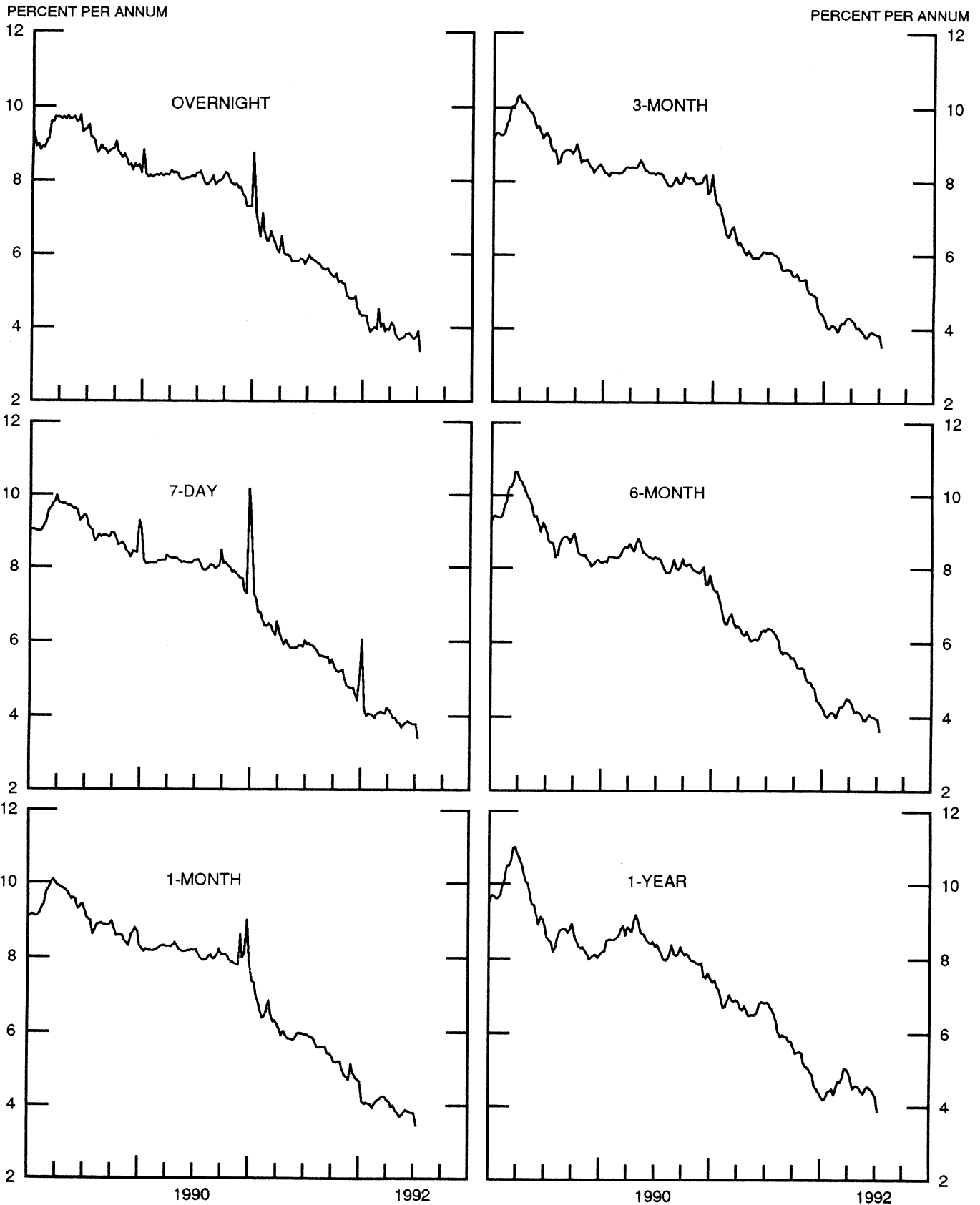
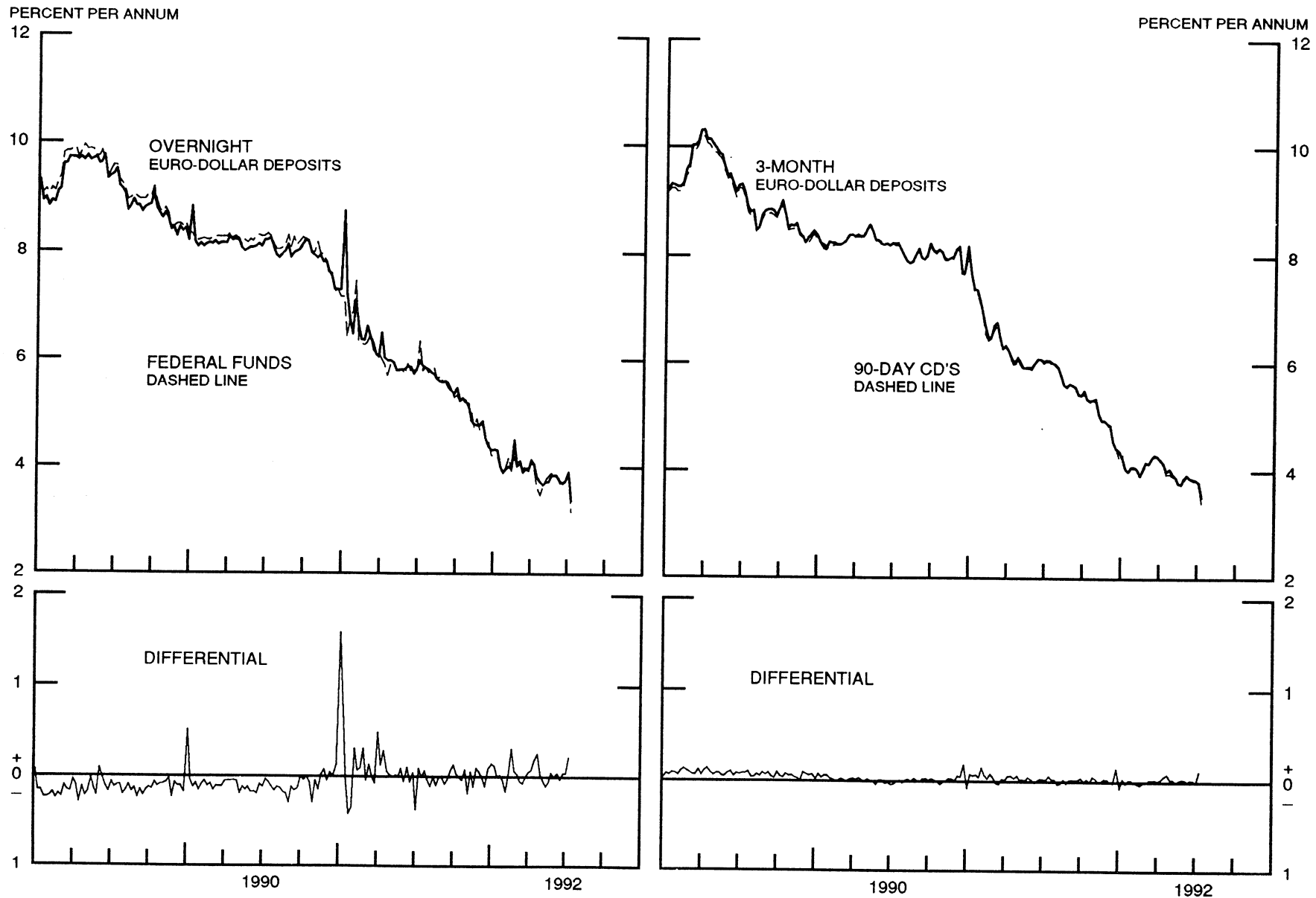


CHART 7

SELECTED EURO-DOLLAR AND U.S. MONEY MARKET RATES

DIFFERENTIAL: PLUS(+), FAVORS BORROWING IN U.S.

AVERAGES FOR WEEK ENDING WEDNESDAY



INTEREST ARBITRAGE: 3-MONTH FUNDS

DIFFERENTIAL: PLUS(+), INDICATES FAVOR DOLLAR ASSETS
AVERAGES FOR WEEK ENDING WEDNESDAY

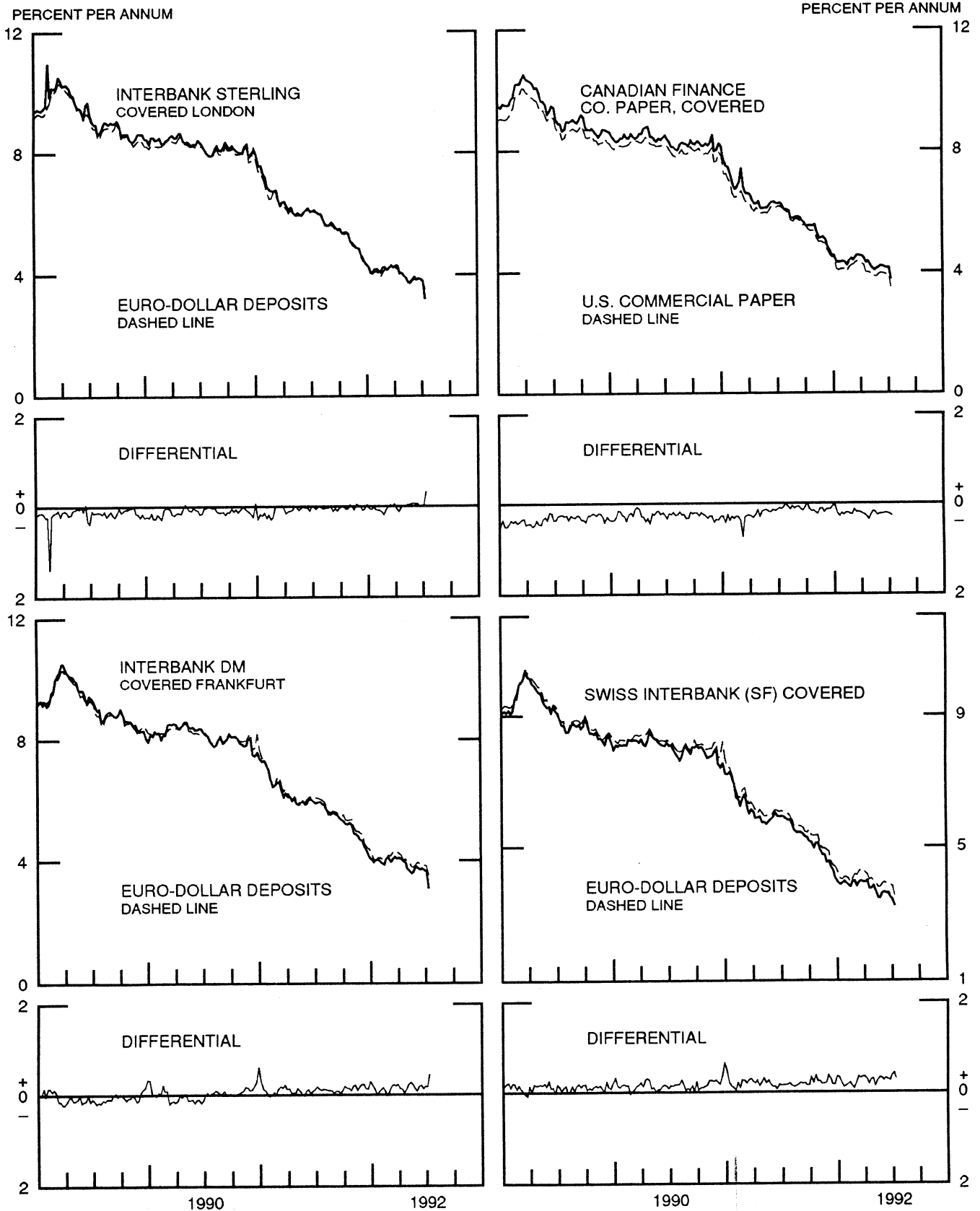
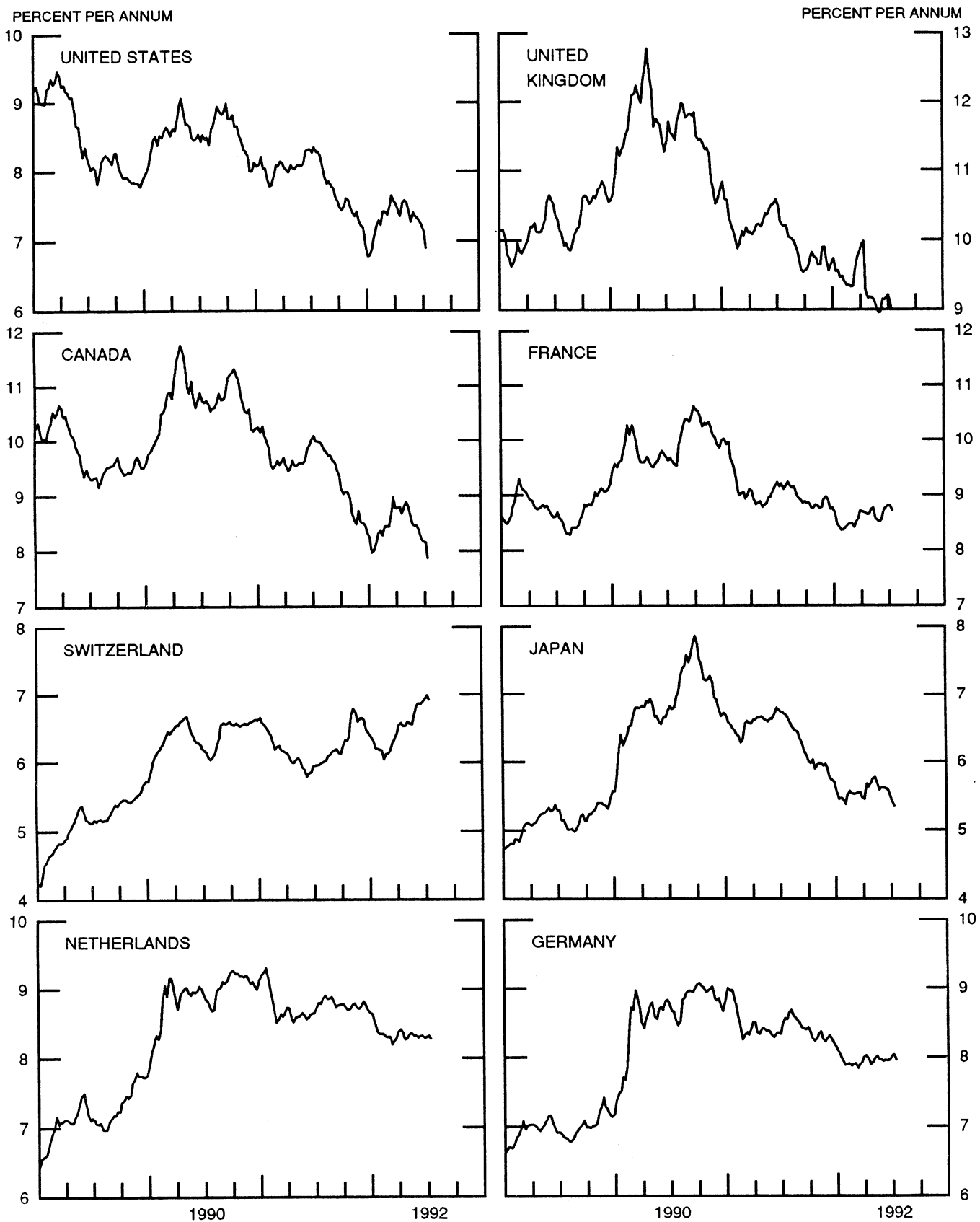


CHART 9

LONG-TERM GOVERNMENT BOND YIELDS

WEEKLY SERIES

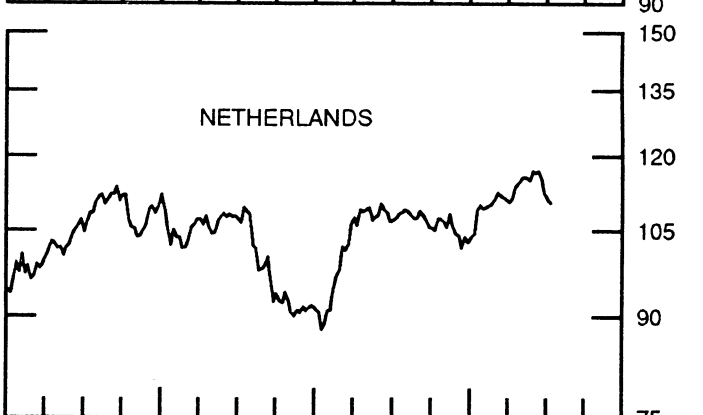
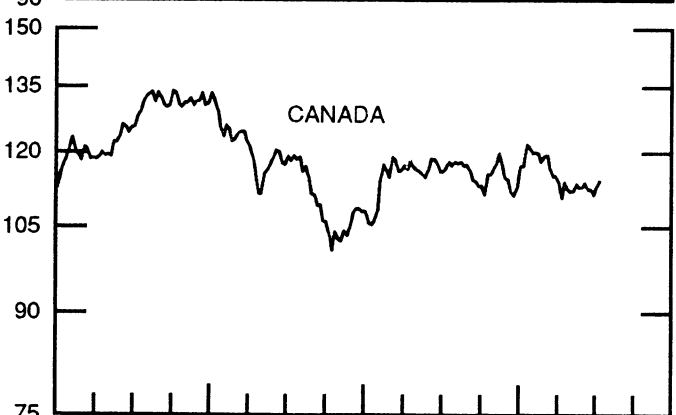
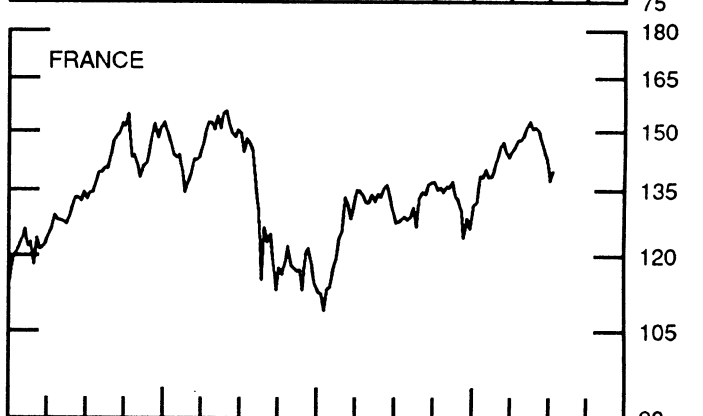
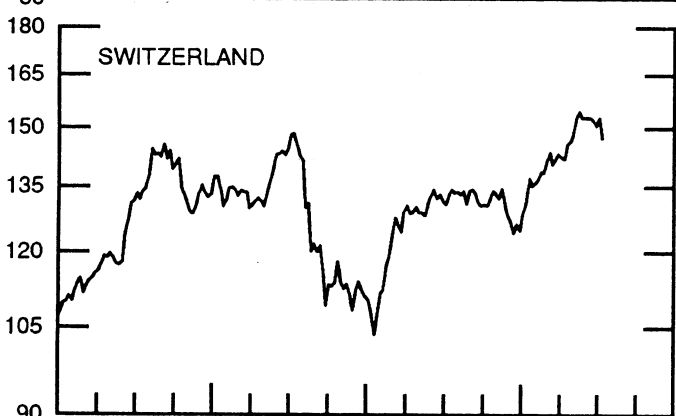
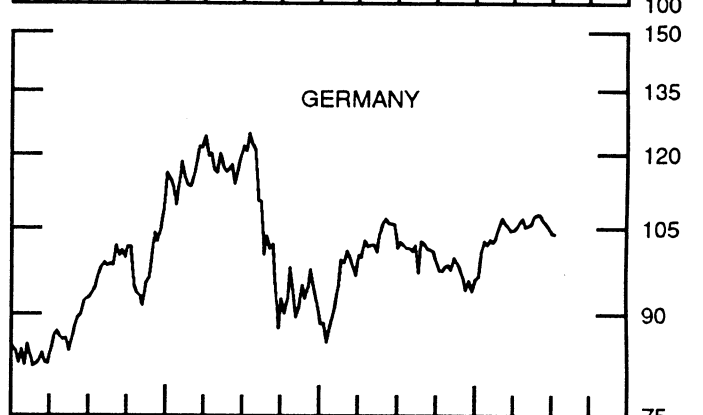
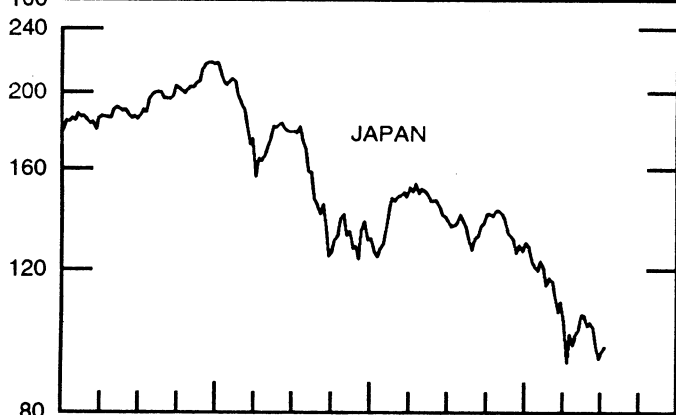
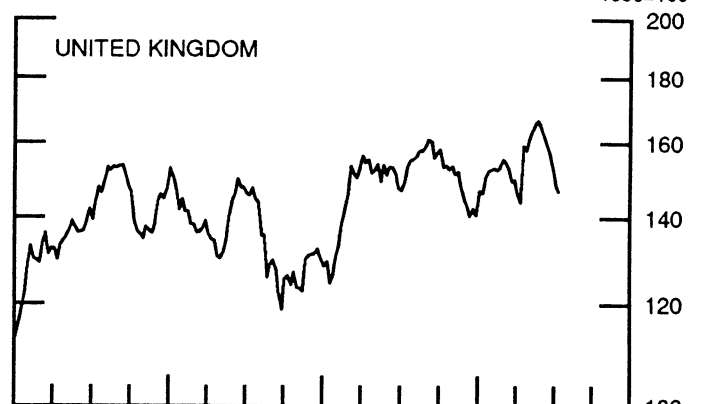
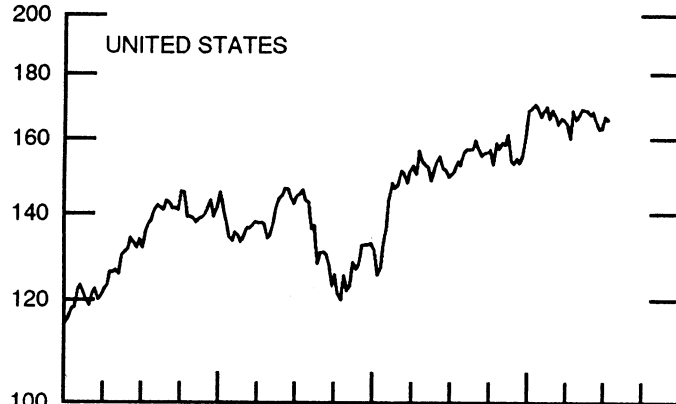


STOCK INDICES

WEEKLY SERIES

RATIO SCALE
1986=100

RATIO SCALE
1986=100



1990

1992

1990

1992

SERIES

10-Jun-92 17-Jun-92 24-Jun-92 1-Jul-92 8-Jul-92

Chart 1. Spot Exchange Rates and Indices

Noon buying rates (U.S. cents, weekly averages)

Belgian franc	3.0514	3.0863	3.1072	3.1804	3.2207
Canadian dollar	83.716	83.757	83.555	83.625	83.434
French franc	18.649	18.854	18.985	19.457	19.697
German mark	62.796	63.514	63.949	65.455	66.311
Italian lira	0.08301	0.08389	0.08449	0.08652	0.08759
Japanese yen	0.78522	0.78871	0.78791	0.79719	0.80229
Netherlands guilder	55.743	56.370	56.757	58.067	58.816
Swiss franc	68.759	70.420	70.767	72.618	73.902
U.K. pound	183.21	185.33	186.54	190.07	191.62

Indices, March 1973 base rates = 100

Belgian franc	120.24	121.61	122.44	125.32	126.91
Canadian dollar	83.44	83.48	83.28	83.35	83.16
French franc	84.04	84.96	85.55	87.68	88.76
German mark	176.65	178.67	179.89	184.13	186.54
Italian lira	47.65	48.16	48.50	49.67	50.28
Japanese yen	205.60	206.51	206.30	208.73	210.06
Netherlands guilder	160.03	161.83	162.94	166.70	168.85
Swiss franc	221.21	226.55	227.67	233.62	237.75
U.K. pound	74.10	74.96	75.45	76.88	77.50

Weighted average exchange value indices, Mar. 1973=100

Belgian franc	108.03	108.45	108.78	109.71	110.25
Canadian dollar	72.97	72.41	71.93	70.82	70.05
French franc	72.76	73.03	73.28	74.05	74.41
German mark	172.89	173.66	174.28	175.96	177.04
Italian lira	39.49	39.62	39.76	40.12	40.31
Japanese yen	197.87	197.16	196.10	195.32	194.99
Netherlands guilder	146.78	147.34	147.82	149.02	149.80
Swedish krona	68.03	68.26	68.46	69.04	69.36
Swiss franc	201.83	205.23	205.46	207.70	209.77
U.K. pound	63.53	63.80	63.99	64.24	64.25
U.S. dollar	86.81	85.97	85.56	83.91	83.07

Chart 2. 3-Month Forward Exchange Rates, Premium or Discount

Canadian dollar	-2.00	-1.83	-1.78	-1.66	-1.90
French franc	-6.16	-6.19	-6.22	-6.24	-6.60
German mark	-5.81	-5.79	-5.82	-5.90	-6.41
Italian lira	-8.87	-9.37	-9.59	-9.49	-10.74
Japanese yen	-0.66	-0.63	-0.52	-0.61	-0.90
Netherlands guilder	-5.62	-5.67	-5.70	-5.77	-6.04
Swiss franc	-5.39	-5.37	-5.37	-5.41	-5.51
U.K. pound	-5.88	-5.90	-5.95	-6.09	-6.54

Chart 3. Gold Price in London, Afternoon Fixing

U.S. dollars per fine ounce	338.27	340.98	342.68	343.17	346.50
-----------------------------	--------	--------	--------	--------	--------

Chart 4. Call Money Rates

U.S. federal funds	3.69	3.73	3.72	3.87	3.17
Overnight Euro-dollar deposits	3.74	3.70	3.76	3.91	3.39
Canada	5.88	5.88	5.88	5.41	5.68
France	9.91	9.88	9.89	9.89	9.86
Germany	9.60	9.56	9.59	9.68	9.58
Japan	4.69	4.70	4.68	4.69	4.59
Netherlands	9.38	9.20	9.23	9.41	9.38
Switzerland	8.88	8.88	8.08	7.88	7.88
United Kingdom	9.20	9.90	10.05	10.30	10.48

SERIES

10-Jun-92 17-Jun-92 24-Jun-92 1-Jul-92 8-Jul-92

Chart 1. Spot Exchange Rates and Indices

Noon buying rates (U.S. cents, weekly averages)

Belgian franc	3.0514	3.0863	3.1072	3.1804	3.2207
Canadian dollar	83.716	83.757	83.555	83.625	83.434
French franc	18.649	18.854	18.985	19.457	19.697
German mark	62.796	63.514	63.949	65.455	66.311
Italian lira	0.08301	0.08389	0.08449	0.08652	0.08759
Japanese yen	0.78522	0.78871	0.78791	0.79719	0.80229
Netherlands guilder	55.743	56.370	56.757	58.067	58.816
Swiss franc	68.759	70.420	70.767	72.618	73.902
U.K. pound	183.21	185.33	186.54	190.07	191.62

Indices, March 1973 base rates = 100

Belgian franc	120.24	121.61	122.44	125.32	126.91
Canadian dollar	83.44	83.48	83.28	83.35	83.16
French franc	84.04	84.96	85.55	87.68	88.76
German mark	176.65	178.67	179.89	184.13	186.54
Italian lira	47.65	48.16	48.50	49.67	50.28
Japanese yen	205.60	206.51	206.30	208.73	210.06
Netherlands guilder	160.03	161.83	162.94	166.70	168.85
Swiss franc	221.21	226.55	227.67	233.62	237.75
U.K. pound	74.10	74.96	75.45	76.88	77.50

Weighted average exchange value indices, Mar. 1973=100

Belgian franc	108.03	108.45	108.78	109.71	110.25
Canadian dollar	72.97	72.41	71.93	70.82	70.05
French franc	72.76	73.03	73.28	74.05	74.41
German mark	172.89	173.66	174.28	175.96	177.04
Italian lira	39.49	39.62	39.76	40.12	40.31
Japanese yen	197.87	197.16	196.10	195.32	194.99
Netherlands guilder	146.78	147.34	147.82	149.02	149.80
Swedish krona	68.03	68.26	68.46	69.04	69.36
Swiss franc	201.83	205.23	205.46	207.70	209.77
U.K. pound	63.53	63.80	63.99	64.24	64.25
U.S. dollar	86.81	85.97	85.56	83.91	83.07

Chart 2. 3-Month Forward Exchange Rates, Premium or Discount

Canadian dollar	-2.00	-1.83	-1.78	-1.66	-1.90
French franc	-6.16	-6.19	-6.22	-6.24	-6.60
German mark	-5.81	-5.79	-5.82	-5.90	-6.41
Italian lira	-8.87	-9.37	-9.59	-9.49	-10.74
Japanese yen	-0.66	-0.63	-0.52	-0.61	-0.90
Netherlands guilder	-5.62	-5.67	-5.70	-5.77	-6.04
Swiss franc	-5.39	-5.37	-5.37	-5.41	-5.51
U.K. pound	-5.88	-5.90	-5.95	-6.09	-6.54

Chart 3. Gold Price in London, Afternoon Fixing

U.S. dollars per fine ounce	338.27	340.98	342.68	343.17	346.50
-----------------------------	--------	--------	--------	--------	--------

Chart 4. Call Money Rates

U.S. federal funds	3.69	3.73	3.72	3.87	3.17
Overnight Euro-dollar deposits	3.74	3.70	3.76	3.91	3.39
Canada	5.88	5.88	5.88	5.41	5.68
France	9.91	9.88	9.89	9.89	9.86
Germany	9.60	9.56	9.59	9.68	9.58
Japan	4.69	4.70	4.68	4.69	4.59
Netherlands	9.38	9.20	9.23	9.41	9.38
Switzerland	8.88	8.88	8.08	7.88	7.88
United Kingdom	9.20	9.90	10.05	10.30	10.48

FEDERAL RESERVE statistical release



H.10(512)

July 13, 1992

FOREIGN EXCHANGE RATES

FOR THE WEEK ENDING JULY 10, 1992

The Board of Governors of the Federal Reserve System is advised that the Federal Reserve Bank of New York has certified for customs purposes the following noon buying rates in New York City for cable transfers payable in foreign currencies:

COUNTRY	MONETARY UNIT	(CURRENCY UNITS PER DOLLAR)				
		Jul. 6	Jul. 7	Jul. 8	Jul. 9	Jul. 10
*AUSTRALIA	DOLLAR	0.7447	0.7436	0.7466	0.7441	0.7463
AUSTRIA	SCHILLING	10.639	10.555	10.537	10.682	10.586
BELGIUM	FRANC	31.130	30.880	30.840	31.260	30.820
CANADA	DOLLAR	1.1998	1.1965	1.1915	1.1940	1.1922
CHINA, P. R.	YUAN	5.4758	5.4758	5.4758	5.4636	5.4720
DENMARK	KRONE	5.8120	5.7720	5.7600	5.8360	5.7680
*EURO COMMUNITY	ECU	1.3541	1.3653	1.3672	1.3475	1.3654
FINLAND	MARKKA	4.1230	4.0920	4.0880	4.1405	4.0990
FRANCE	FRANC	5.0950	5.0500	5.0400	5.1230	5.0500
GERMANY	D. MARK	1.5127	1.4998	1.4970	1.5175	1.4958
GREECE	DRACHMA	184.40	183.75	183.35	185.90	183.35
HONG KONG	DOLLAR	7.7335	7.7330	7.7325	7.7362	7.7360
INDIA	RUPEE	28.580	28.600	28.650	28.650	28.650
*IRELAND	POUND	1.7630	1.7768	1.7815	1.7538	1.7835
ITALY	LIRA	1144.50	1133.75	1131.00	1147.00	1131.50
JAPAN	YEN	124.55	124.42	124.85	125.80	125.40
MALAYSIA	RINGGIT	2.5015	2.4992	2.4990	2.5000	2.5008
NETHERLANDS	GUILDER	1.7052	1.6907	1.6882	1.7115	1.6870
*NEW ZEALAND	DOLLAR	0.5441	0.5438	0.5448	0.5455	0.5458
NORWAY	KRONE	5.9250	5.8830	5.8695	5.9530	5.8850
PORTUGAL	ESCUDO	126.70	125.88	126.13	127.85	126.25
SINGAPORE	DOLLAR	1.6130	1.6140	1.6150	1.6152	1.6160
SOUTH AFRICA	RAND	2.7580	2.7575	2.7480	2.7750	2.7590
SOUTH KOREA	WON	788.80	789.90	789.30	789.60	783.70
SPAIN	PESETA	95.65	94.80	94.65	96.20	95.25
SRI LANKA	RUPEE	N.A.	N.A.	N.A.	N.A.	N.A.
SWEDEN	KRONA	5.4650	5.4255	5.4150	5.4920	5.4320
SWITZERLAND	FRANC	1.3538	1.3485	1.3480	1.3720	1.3560
TAIWAN	DOLLAR	24.600	24.550	24.530	24.507	24.598
THAILAND	BAHT	25.310	25.270	25.240	25.270	25.320
*UNITED KINGDOM	POUND	1.9102	1.9248	1.9195	1.8960	1.9210
MEMO:						
**UNITED STATES	DOLLAR	83.26	82.70	82.64	83.64	82.71

*VALUE IS U.S. DOLLARS

**INDEX OF WEIGHTED AVERAGE EXCHANGE VALUE OF U.S. DOLLAR AGAINST CURRENCIES OF OTHER G-10 COUNTRIES. MARCH 1973 = 100. WEIGHTS ARE 1972-76 GLOBAL TRADE OF EACH OF THE 10 COUNTRIES. SERIES REVISED AS OF AUGUST 1978. FOR DESCRIPTION AND BACK DATA, SEE "INDEX OF THE WEIGHTED-AVERAGE EXCHANGE VALUE OF THE U.S. DOLLAR: REVISION" ON PAGE 700 OF THE AUGUST 1978 FEDERAL RESERVE BULLETIN.

THIS RELEASE IS AVAILABLE ONLINE THROUGH THE FACILITIES OF THE DEPARTMENT OF COMMERCE'S ECONOMIC BULLETIN BOARD. FOR INFORMATION, CALL (202) 377-1986.

FOR INFORMATION ABOUT YOUR SUBSCRIPTION TO THIS RELEASE OR ABOUT RECEIVING IT IN DOCUMENT FORM, PLEASE CALL PUBLICATIONS SERVICES AT THE FEDERAL RESERVE BOARD AT (202) 452-3244.