

# Selected Interest & Exchange Rates

## Weekly Series of Charts

**NEW SERIES: BELLWETHER BOND YIELDS**

**January 22, 1991**

**Prepared by the  
FINANCIAL MARKETS  
SECTION**

**DIVISION OF  
INTERNATIONAL FINANCE**

**BOARD OF GOVERNORS  
FEDERAL RESERVE SYSTEM  
Washington, D.C. 20551**

---

# Table of Contents

## **TABLES**

1. LATEST FIGURES PLOTTED
2. DAILY CERTIFIED SPOT EXCHANGE RATES  
H.10 RELEASE

## **CHARTS**

1. SPOT EXCHANGE RATE INDICES
2. 3-MONTH FORWARD EXCHANGE RATES
3. GOLD PRICE—LONDON
4. CALL MONEY RATES
5. 3-MONTH INTEREST RATES
6. EURO-DOLLAR DEPOSIT RATES
7. SELECTED EURO-DOLLAR AND U.S. MONEY MARKET RATES
8. INTEREST ARBITRAGE: 3-MONTH FUNDS
9. LONG-TERM GOVERNMENT BOND YIELDS
10. INDUSTRIAL STOCK INDICES

## **SUBSCRIPTION RATES:**

Weekly \$24.00 per year or \$.60 each in the United States, its possessions, Canada, and Mexico: 10 or more of the same issue to one address. \$22.50 per year or \$.55 each. Elsewhere. \$30.00 per year or \$.70 each. Address requests to Publications Services Division of Administrative Services, and make payment remittance payable to the order of the Board of Governors of the Federal Reserve System in a form collectible at Par in U.S. Currency.

CHART 1

# SPOT EXCHANGE INDICES

DOLLAR PRICES OF FOREIGN CURRENCIES AND WEIGHTED AVERAGE VALUES (THIN LINE)  
AVERAGES FOR WEEK ENDING WEDNESDAY

RATIO SCALE  
MARCH 1973=100

RATIO SCALE  
MARCH 1973=100

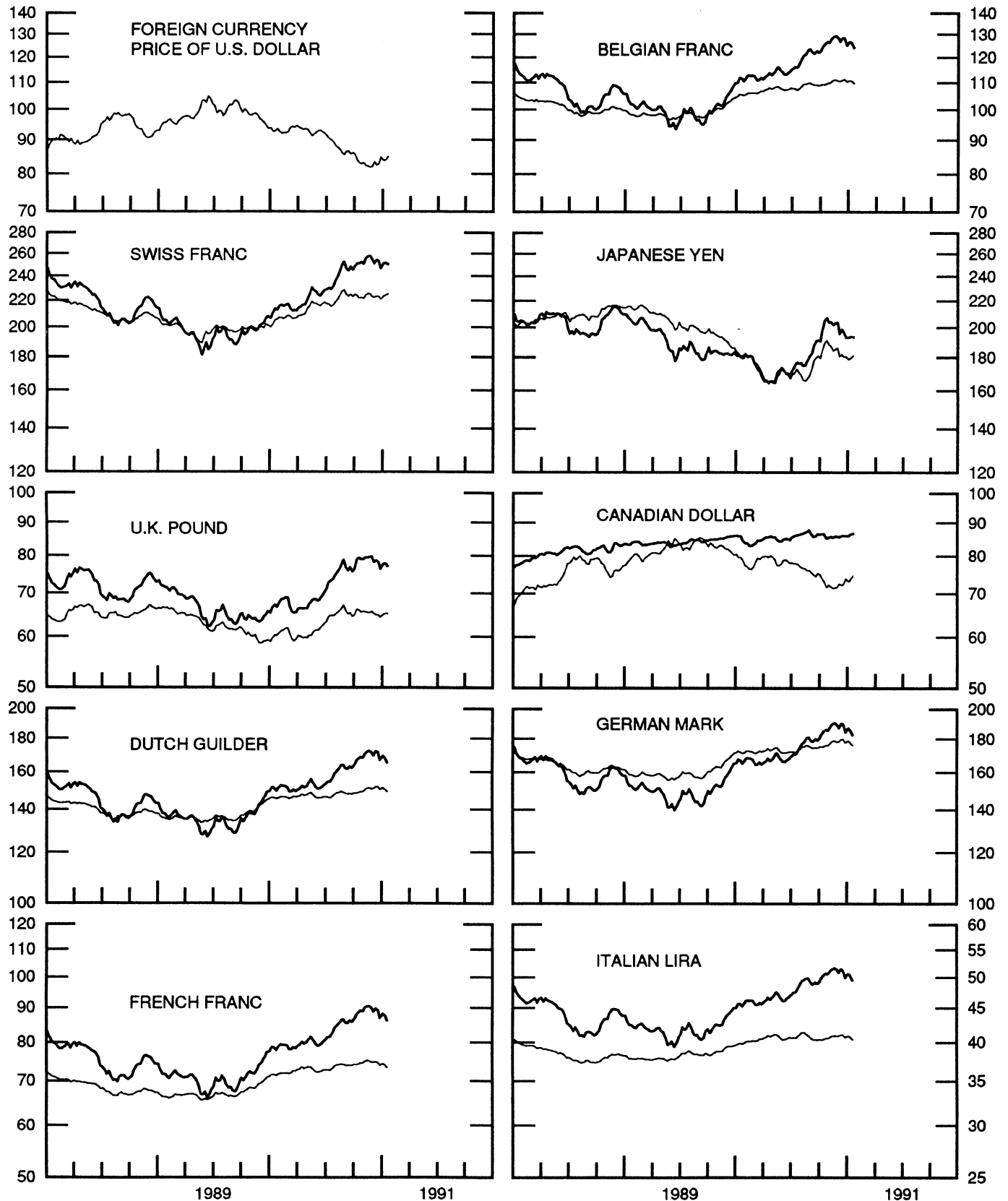


CHART 2

### 3-MONTH FORWARD EXCHANGE RATES

PREMIUM (+) OR (-)  
AVERAGES FOR WEEK ENDING WEDNESDAY

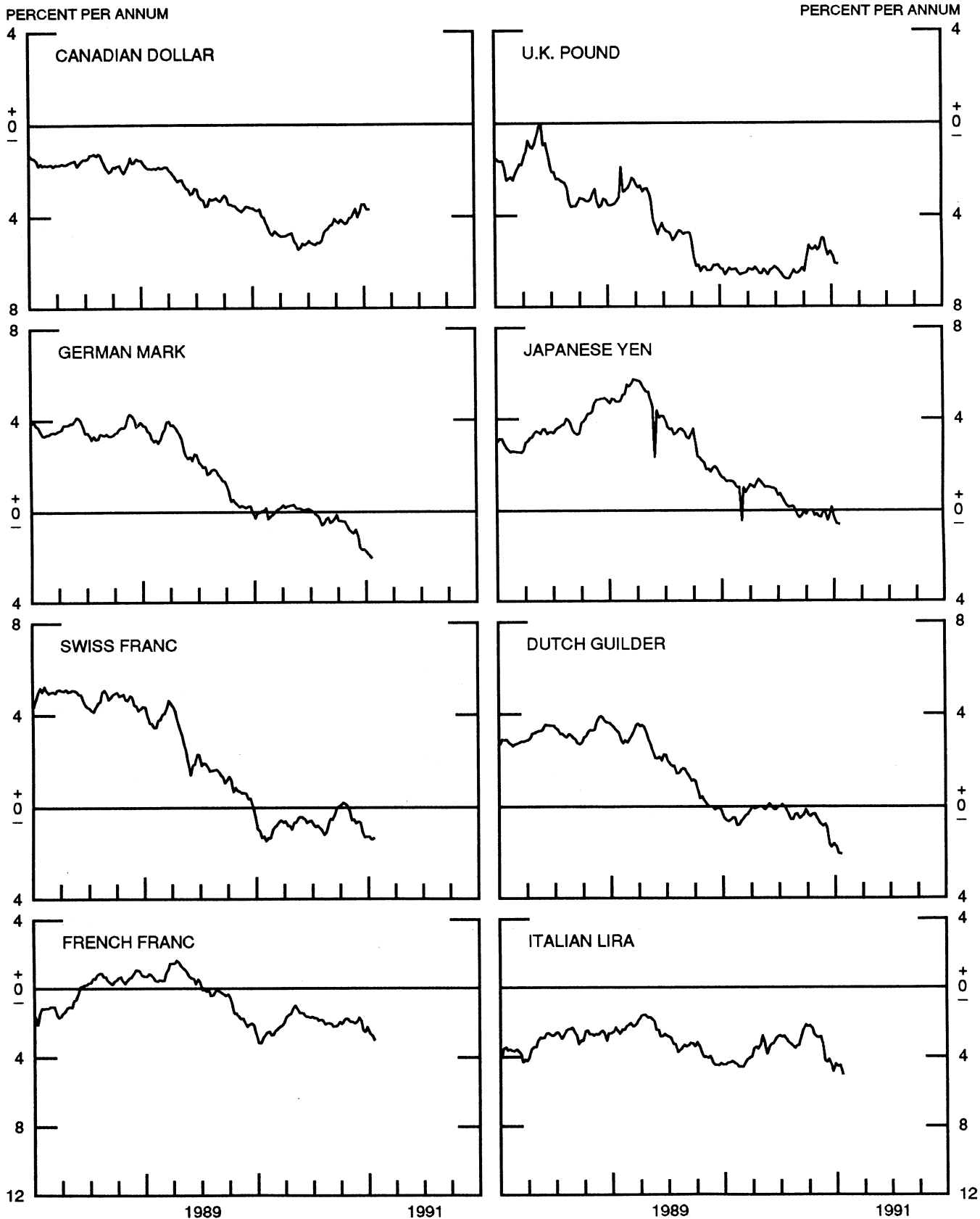


CHART 3

PRICE OF GOLD IN LONDON  
AVERAGES FOR WEEK ENDING WEDNESDAY

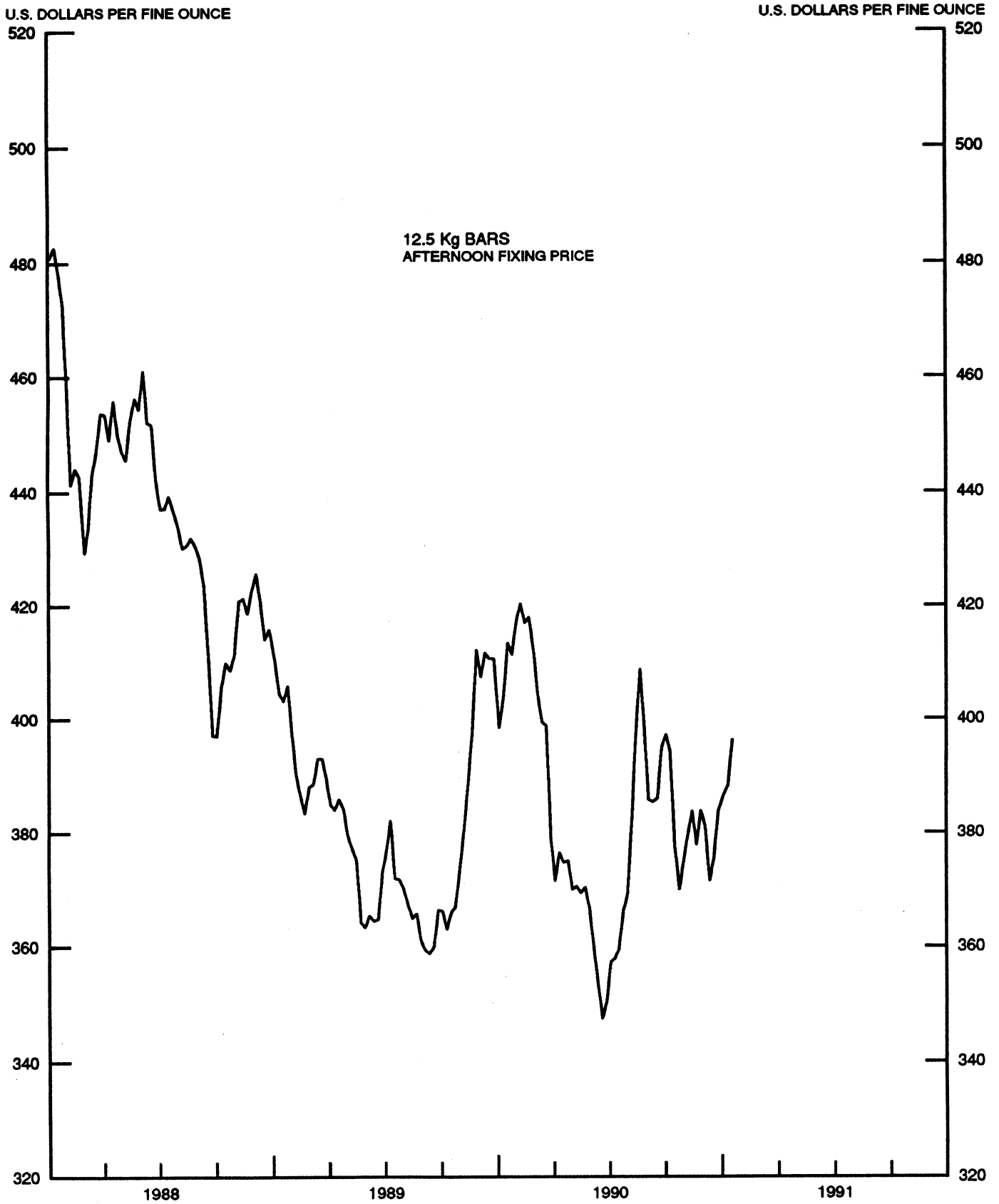
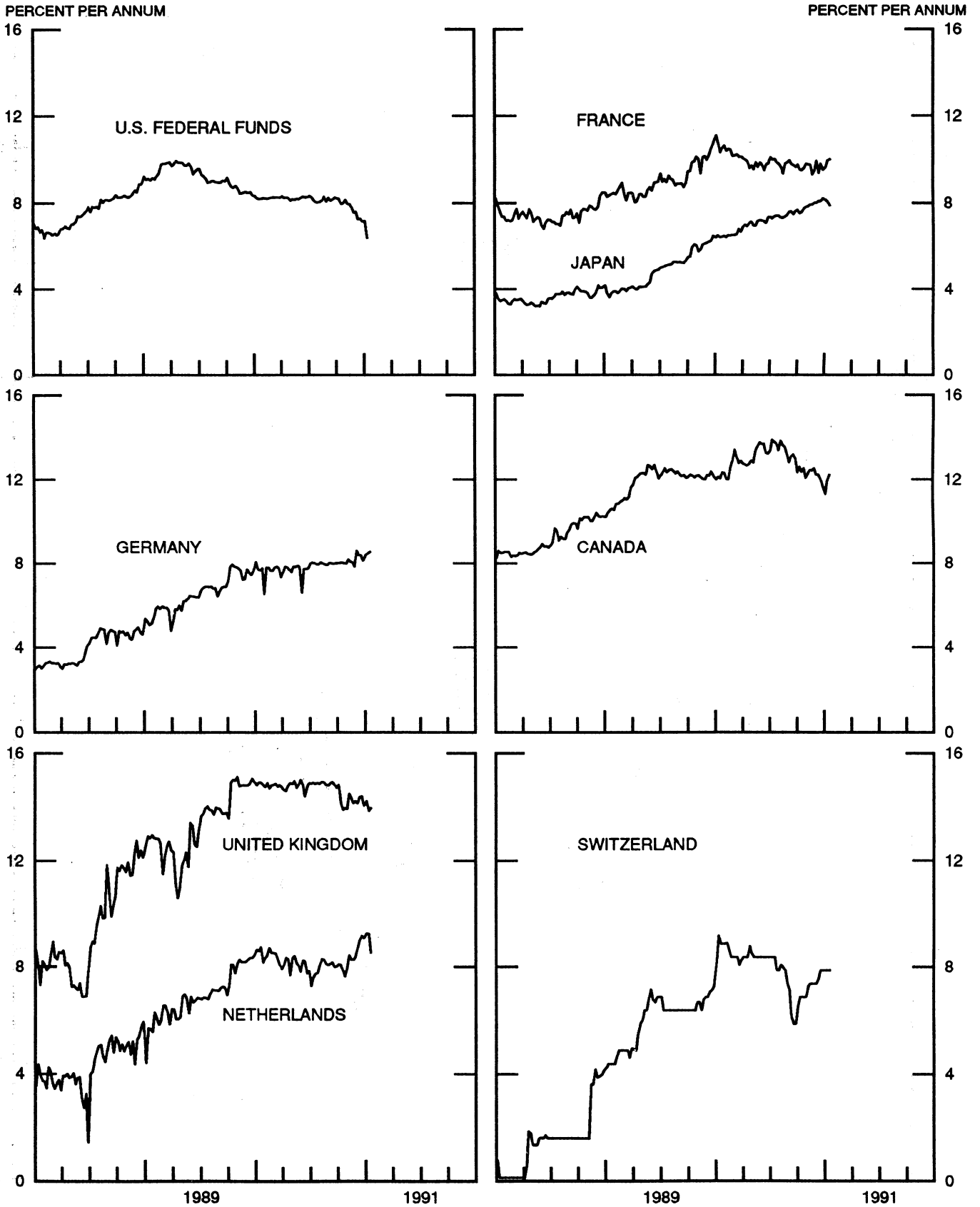


CHART 4  
CALL MONEY RATES  
WEEKLY SERIES



# 3-MONTH INTEREST RATES

WEEKLY SERIES

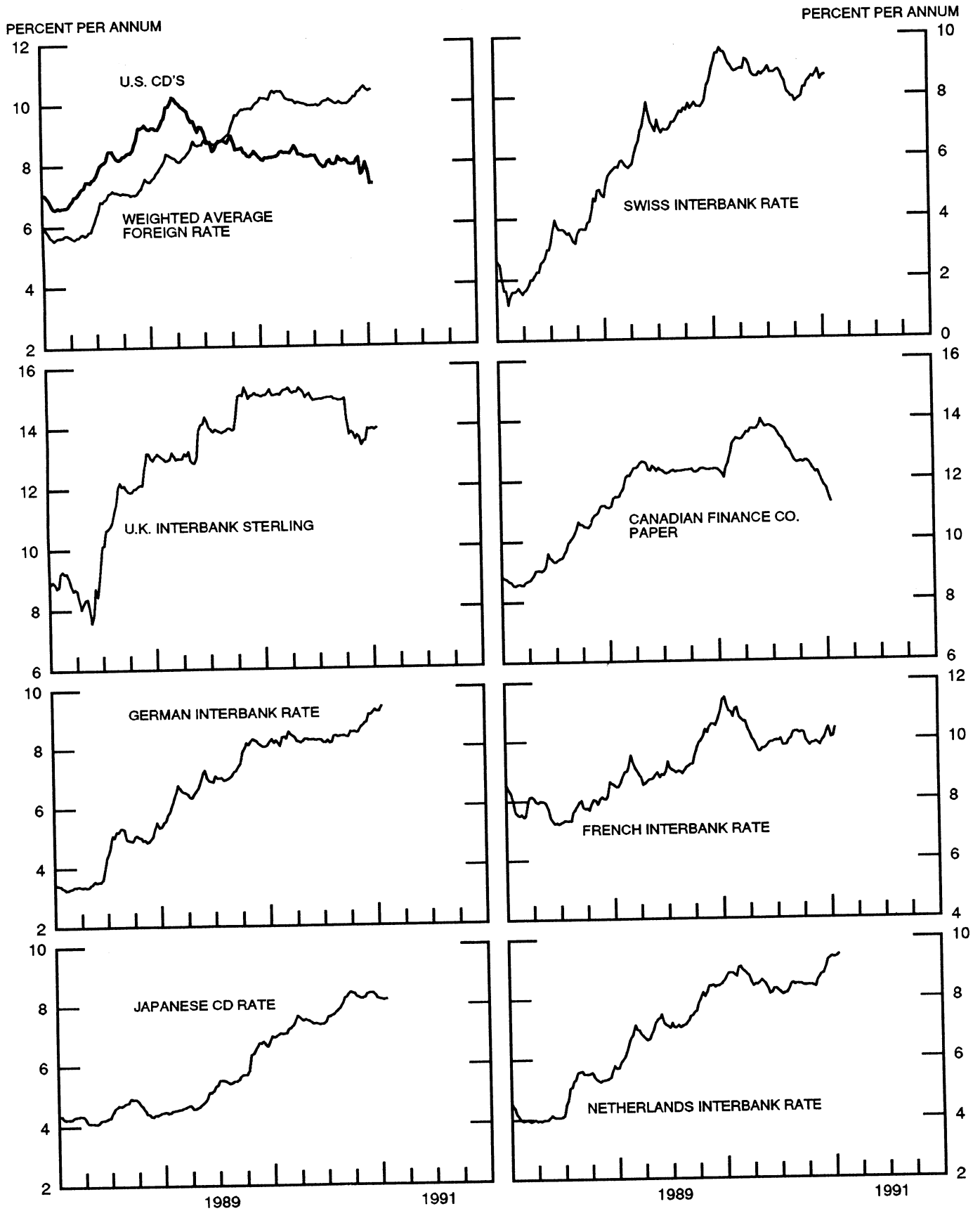
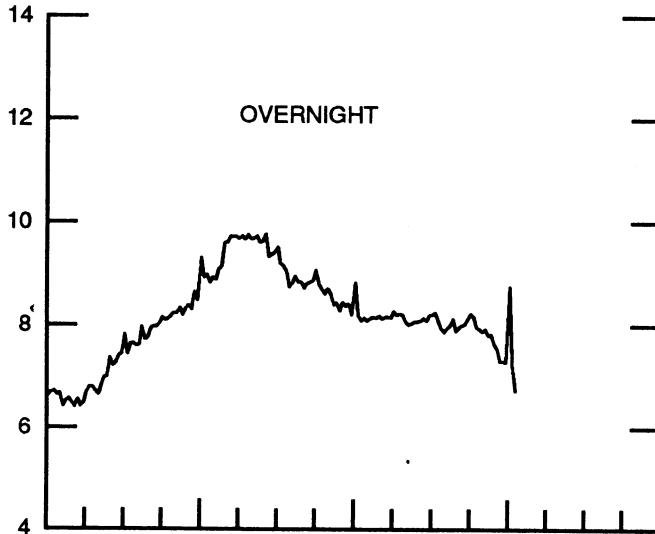


CHART 6

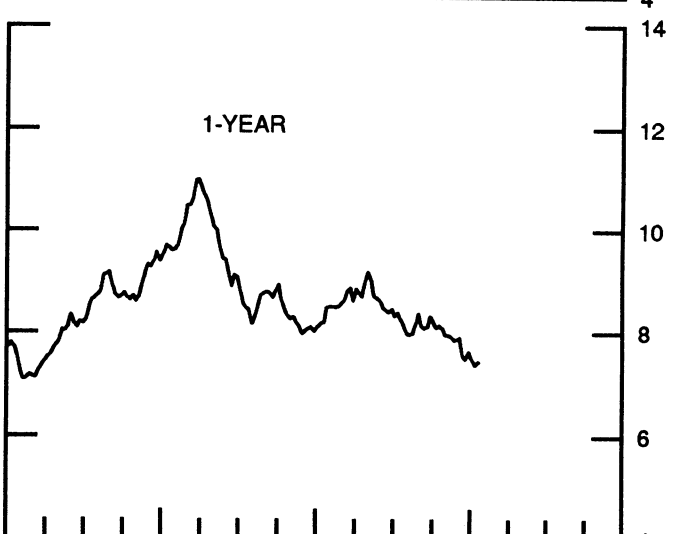
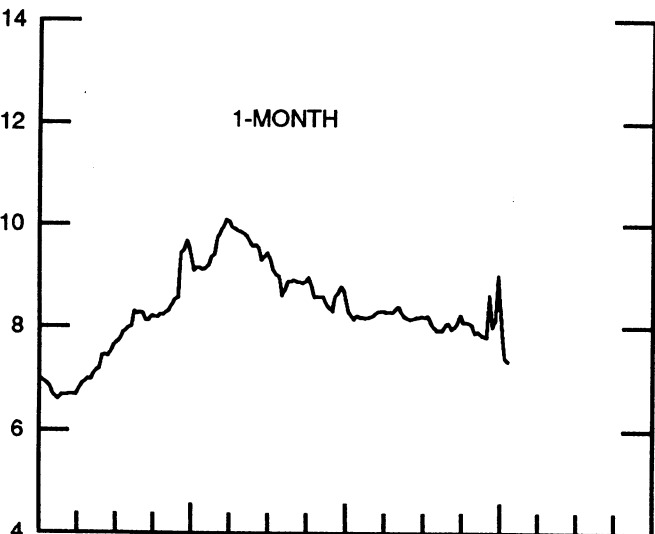
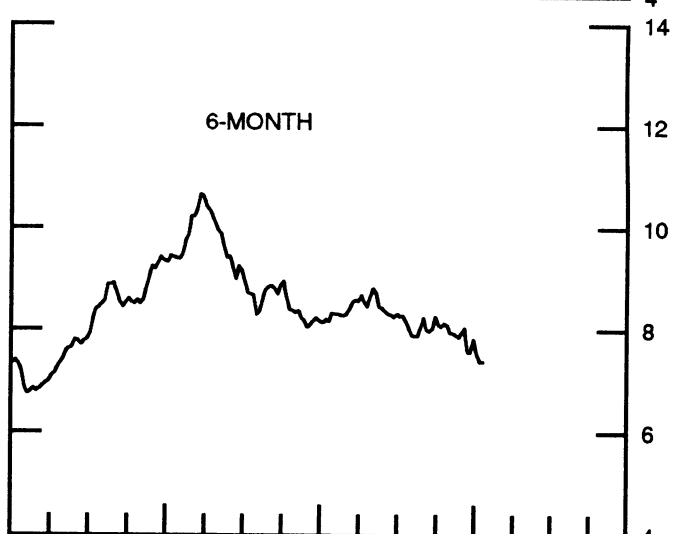
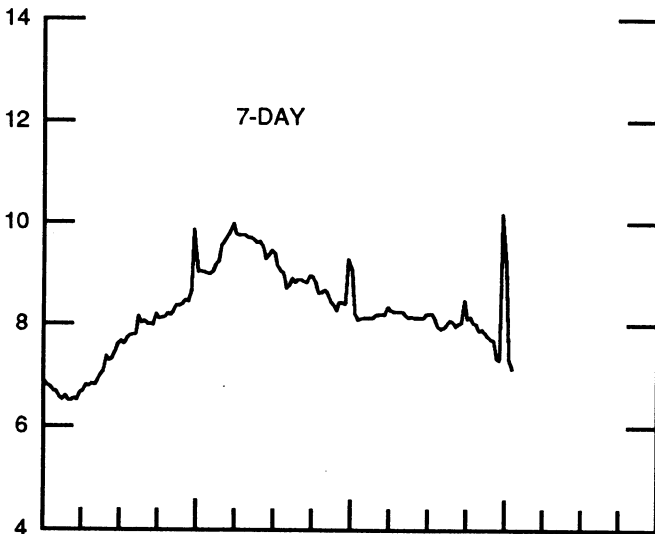
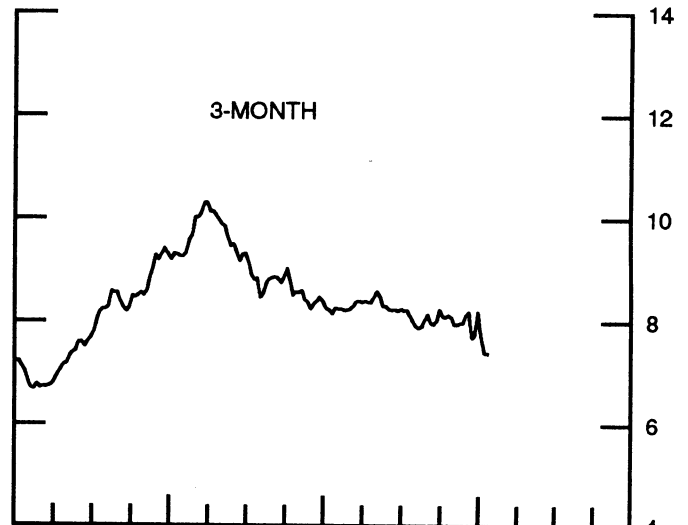
# EURO-DOLLAR DEPOSIT RATES LONDON

AVERAGES FOR WEEK ENDING WEDNESDAY

PERCENT PER ANNUM



PERCENT PER ANNUM



1989

1991

1989

1991



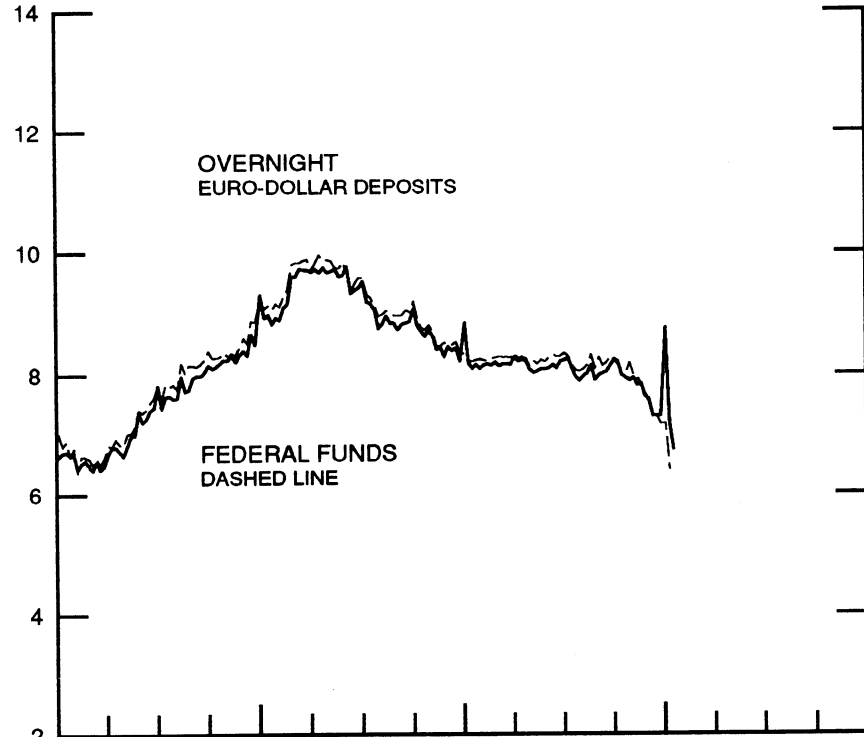
CHART 7

# SELECTED EURO-DOLLAR AND U.S. MONEY MARKET RATES

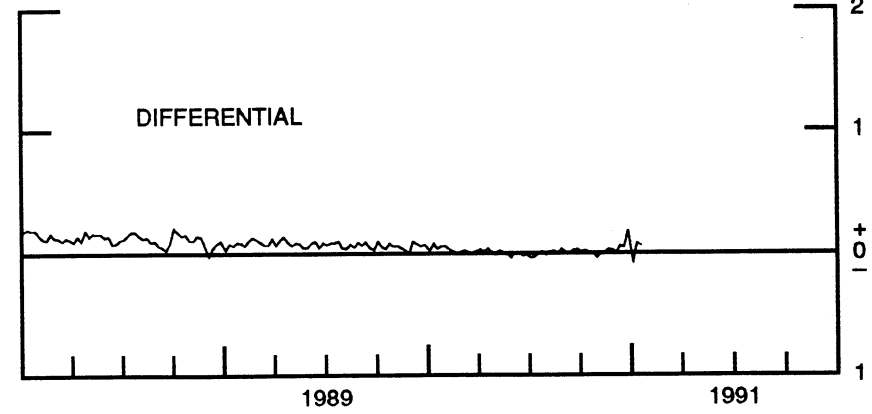
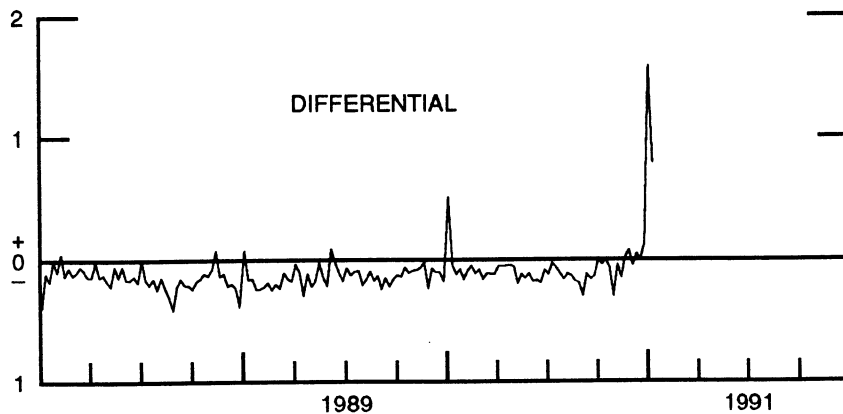
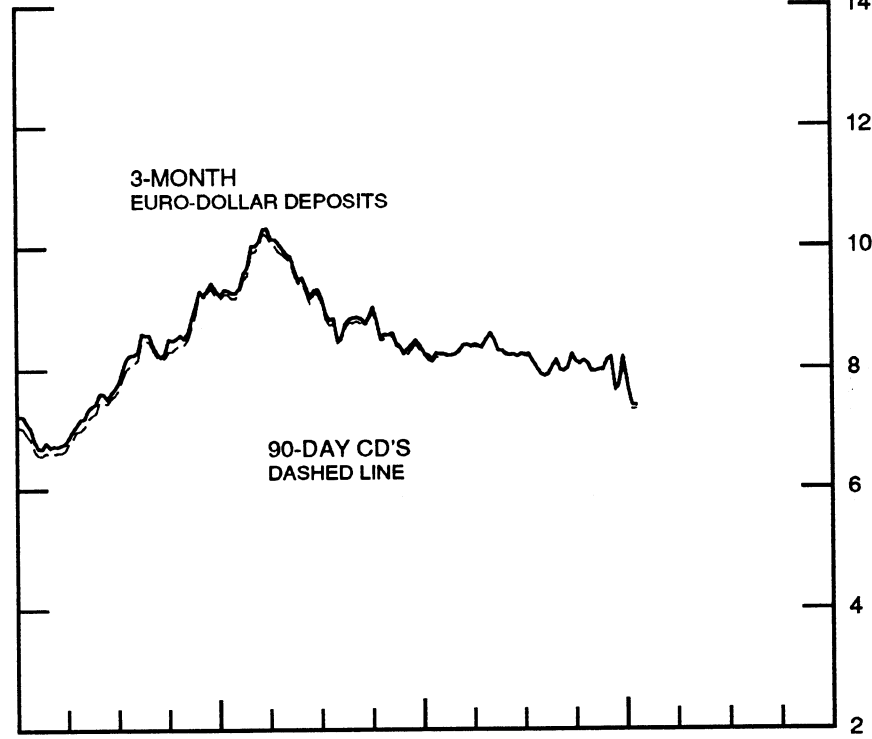
DIFFERENTIAL: PLUS(+), FAVORS BORROWING IN U.S.

AVERAGES FOR WEEK ENDING WEDNESDAY

PERCENT PER ANNUM



PERCENT PER ANNUM



# INTEREST ARBITRAGE: 3-MONTH FUNDS

DIFFERENTIAL: PLUS(+), INDICATES FAVOR DOLLAR ASSETS  
AVERAGES FOR WEEK ENDING WEDNESDAY

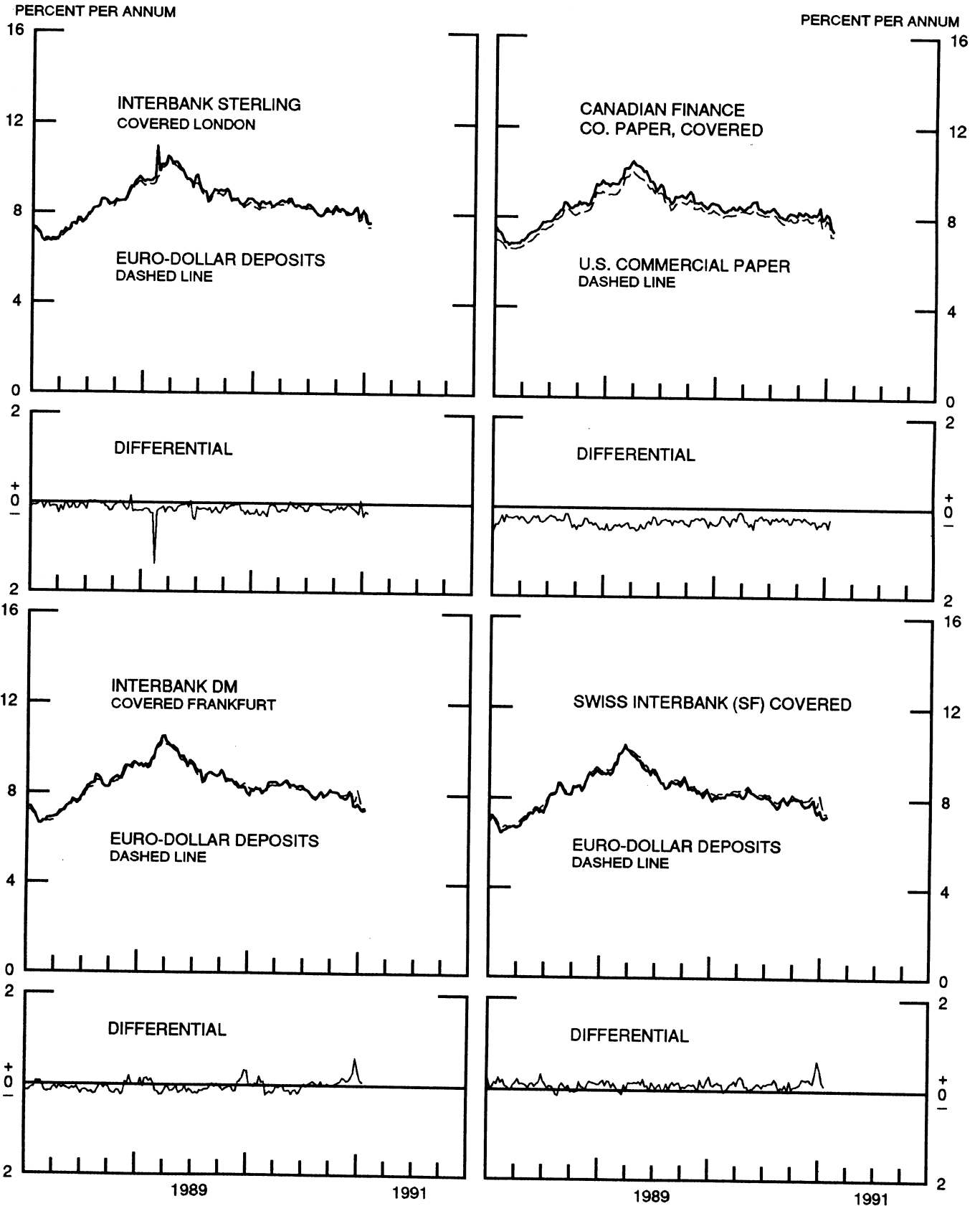


CHART 9

# LONG-TERM GOVERNMENT BOND YIELDS

WEEKLY SERIES

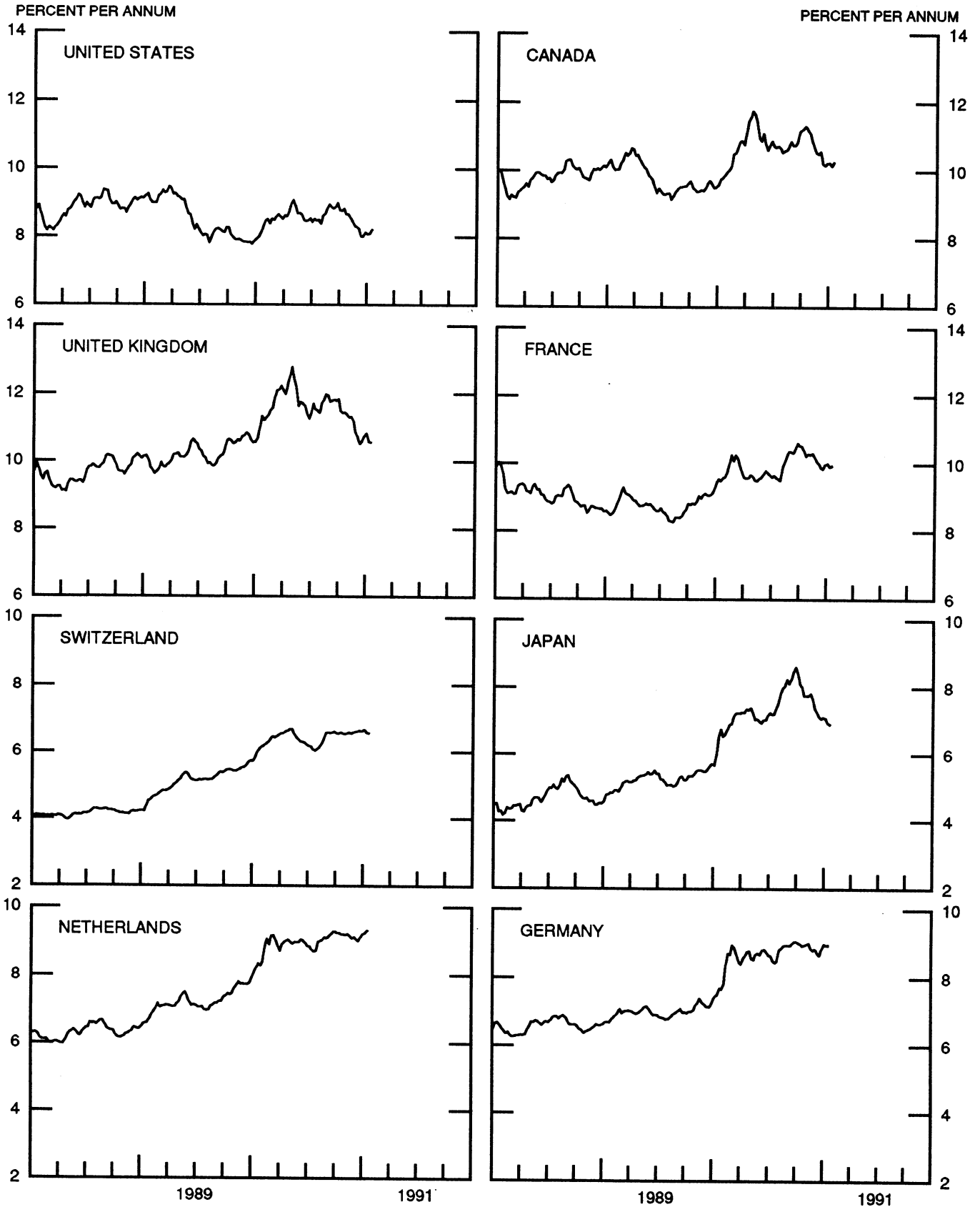
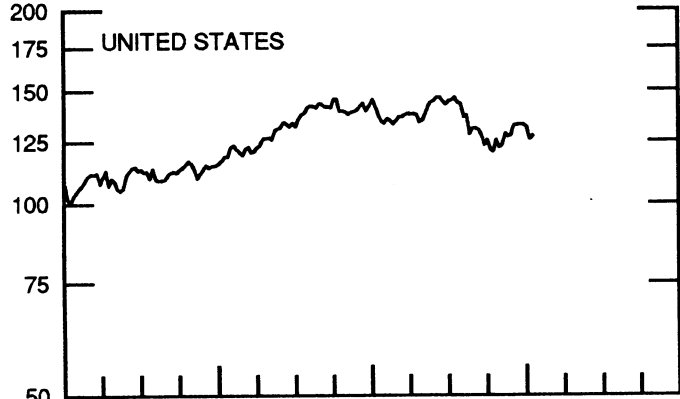
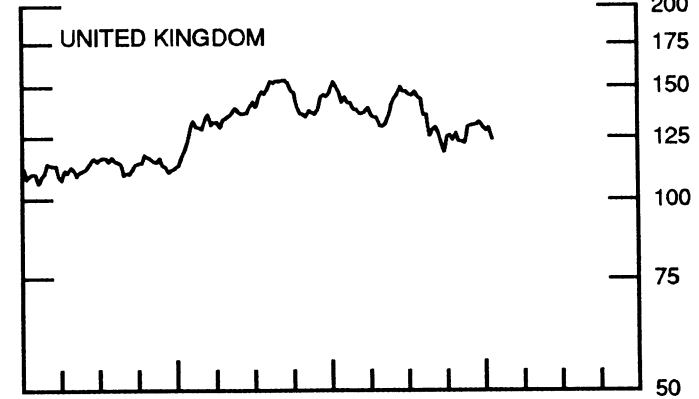
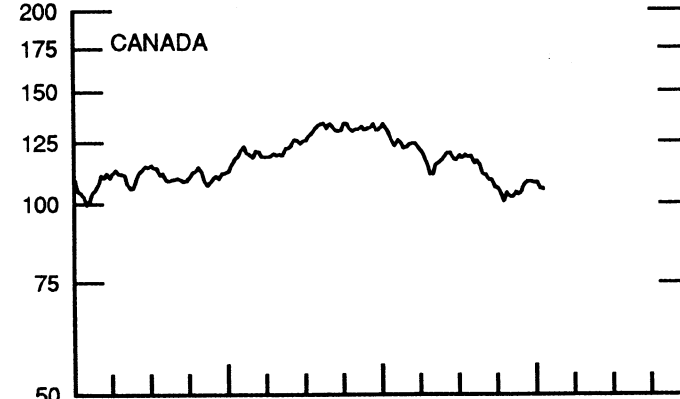
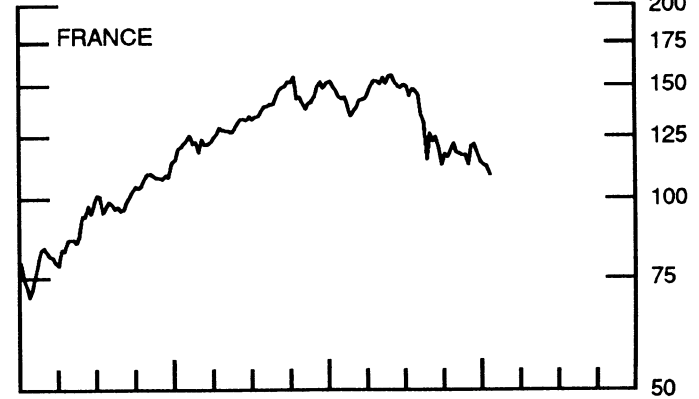
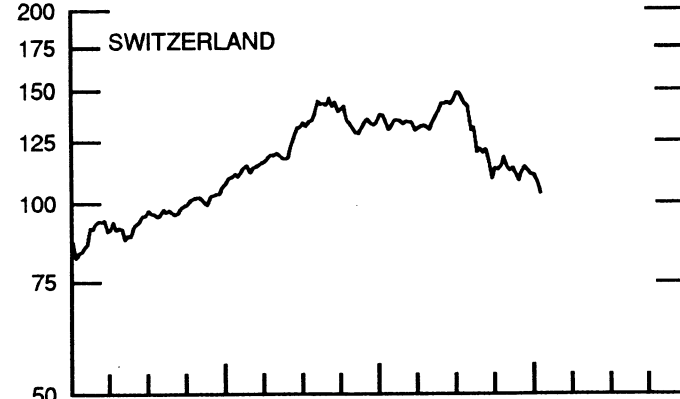
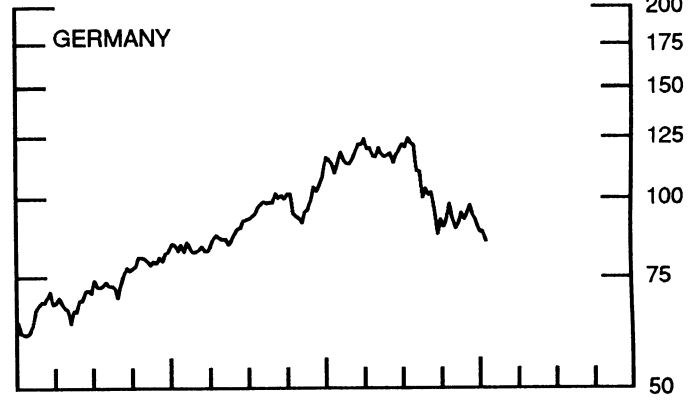
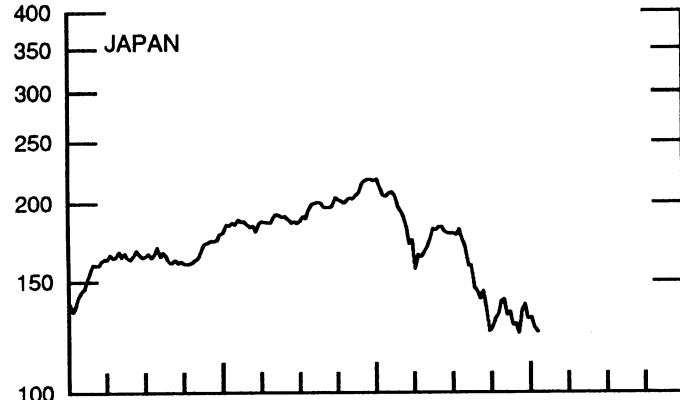
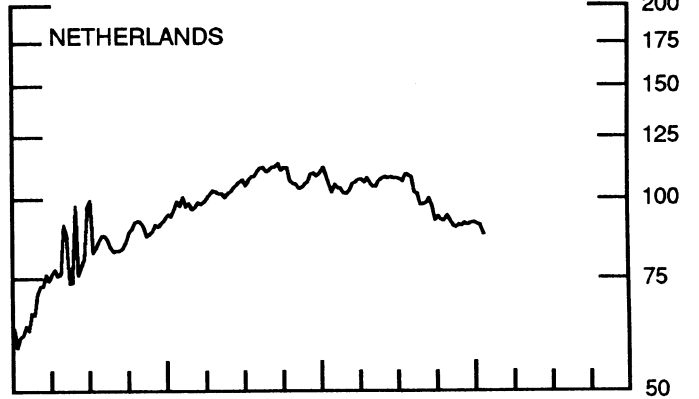


CHART 10  
STOCK INDICES  
WEEKLY SERIES

RATIO SCALE  
1986=100



RATIO SCALE  
1986=100



1989

1991

1989

1991

SERIES

19-Dec-90 26-Dec-90 2-Jan-91 9-Jan-91 16-Jan-91

Chart 1. Spot Exchange Rates and Indices

Noon buying rates (U.S. cents, weekly averages)

Belgian franc	3.2567	3.1736	3.2150	3.2026	3.1524
Canadian dollar	86.307	86.218	86.201	86.730	86.939
French franc	19.811	19.282	19.541	19.443	19.126
German mark	67.430	65.511	66.519	65.979	64.957
Italian lira	0.08927	0.08703	0.08824	0.08778	0.08635
Japanese yen	0.75110	0.73727	0.73814	0.74044	0.73897
Netherlands guilder	59.767	58.073	58.951	58.511	57.618
Swiss franc	78.679	76.606	78.065	78.187	77.786
U.K. pound	193.54	188.58	191.98	192.31	190.50

Indices, March 1973 base rates = 100

Belgian franc	128.33	125.06	126.69	126.20	124.22
Canadian dollar	86.02	85.93	85.92	86.44	86.65
French franc	89.27	86.89	88.06	87.62	86.19
German mark	189.69	184.29	187.12	185.61	182.73
Italian lira	51.24	49.96	50.65	50.39	49.56
Japanese yen	196.66	193.04	193.27	193.87	193.49
Netherlands guilder	171.58	166.72	169.24	167.97	165.41
Swiss franc	253.12	246.45	251.15	251.54	250.25
U.K. pound	78.28	76.27	77.65	77.78	77.05

Weighted average exchange value indices, Mar. 1973=100

Belgian franc	111.14	110.28	110.72	110.50	109.68
Canadian dollar	72.37	73.75	73.01	73.65	74.53
French franc	74.59	73.88	74.22	73.98	73.33
German mark	179.86	177.63	178.93	177.62	176.14
Italian lira	40.99	40.69	40.89	40.75	40.40
Japanese yen	180.40	180.38	178.77	179.79	181.13
Netherlands guilder	151.82	150.16	151.10	150.21	149.13
Swedish krona	67.30	67.04	67.24	67.19	67.08
Swiss franc	222.93	221.05	223.25	224.08	224.89
U.K. pound	64.71	64.18	64.79	65.06	65.00
U.S. dollar	82.70	84.67	83.69	83.90	84.82

Chart 2. 3-Month Forward Exchange Rates, Premium or Discount

Canadian dollar	-3.80	-3.46	-3.46	-3.68	-3.68
French franc	-2.53	-2.24	-2.63	-2.74	-2.96
German mark	-1.68	-1.66	-1.80	-1.91	-2.02
Italian lira	-4.85	-4.41	-4.56	-4.49	-5.00
Japanese yen	-0.23	0.16	-0.37	-0.58	-0.61
Netherlands guilder	-1.77	-1.62	-1.76	-2.05	-2.07
Swiss franc	-1.29	-1.28	-1.27	-1.40	-1.35
U.K. pound	-5.76	-5.58	-5.78	-6.11	-6.13

Chart 3. Gold Price in London, Afternoon Fixing

U.S. dollars per fine ounce	375.56	383.73	386.70	388.32	396.25
-----------------------------	--------	--------	--------	--------	--------

Chart 4. Call Money Rates

U.S. federal funds	7.29	7.16	7.17	6.40	6.77
Overnight Euro-dollar deposits	7.30	7.29	8.75	7.19	6.74
Canada	12.05	11.71	11.31	11.93	12.21
France	9.80	9.52	9.65	9.95	10.00
Germany	8.38	8.13	8.41	8.48	8.55
Japan	8.08	8.21	8.15	8.07	7.89
Netherlands	9.17	9.08	9.27	9.25	8.54
Switzerland	7.88	7.88	7.88	7.88	7.88
United Kingdom	14.40	14.04	14.22	13.86	13.95

SERIES

19-Dec-90 26-Dec-90 2-Jan-91 9-Jan-91 16-Jan-91

Chart 5. 3-Month Interest Rates

U.S. 90-day CD's, secondary market	7.69	8.01	7.75	7.32	7.32
Canadian finance paper	11.91	11.78	11.66	11.42	11.24
French interbank rate	10.23	10.40	10.06	10.09	10.35
German interbank rate	9.18	9.28	9.21	9.23	9.38
Japanese CD rate	8.23	8.20	8.19	8.17	8.19
Netherlands interbank rate	9.31	9.37	9.33	9.37	9.43
Swiss interbank rate	8.70	8.83	8.50	8.63	8.65
U.K. interbank sterling	13.93	13.90	13.94	13.89	13.94
Weighted average foreign interest rate (G-10 Countries)	10.47	10.53	10.43	10.38	10.42

Chart 6. Euro-Dollar Deposit Rates

Overnight	7.30	7.29	8.75	7.19	6.74
7-day	7.30	10.17	9.19	7.30	7.14
1-month	8.13	9.00	7.89	7.39	7.34
3-month	7.74	8.19	7.67	7.40	7.39
6-month	7.56	7.81	7.52	7.39	7.39
1-year	7.49	7.63	7.47	7.38	7.44

Chart 7. Selected Euro-dollar & U.S. Money Market Rates

Overnight Euro-dollar deposits	7.30	7.29	8.75	7.19	6.74
U.S. federal funds	7.29	7.16	7.17	6.40	6.77
Differential	0.01	0.13	1.58	0.78	-0.03
3-month Euro-dollar deposit	7.74	8.19	7.67	7.40	7.39
U.S. 90-day CD's, secondary market	7.69	8.01	7.75	7.32	7.32
Differential	0.05	0.18	-0.08	0.08	0.06

Chart 8. Interest Arbitrage, 3-Month Funds

Euro-dollar deposit	7.74	8.19	7.67	7.40	7.39
Interbank sterling (London), covered	7.97	8.12	7.96	7.57	7.59
Differential	-0.23	0.06	-0.28	-0.17	-0.20
U.S. commercial paper	7.63	7.93	7.81	7.20	7.21
Canadian finance paper, covered	8.00	8.21	8.10	7.64	7.46
Differential	-0.37	-0.29	-0.29	-0.43	-0.24
Euro-dollar deposit	7.74	8.19	7.67	7.40	7.39
Interbank DM (Frankfurt), covered	7.46	7.58	7.37	7.27	7.31
Differential	0.28	0.61	0.30	0.13	0.08
Euro-dollar deposit	7.74	8.19	7.67	7.40	7.39
Swiss interbank, covered	7.38	7.53	7.20	7.19	7.27
Differential	0.36	0.66	0.47	0.21	0.12

Chart 9. Long Term Government Bellwether Bond Yields  
10-year maturity, where available

Canada	10.17	10.23	10.25	10.16	10.26
France	9.86	9.99	10.02	9.92	9.95
Germany	8.67	8.84	9.00	8.96	8.97
Japan	7.08	7.12	7.09	6.95	6.91
Switzerland	6.63	6.62	6.66	6.58	6.55
Netherlands	9.00	9.12	9.21	9.24	9.30
United Kingdom	10.59	10.74	10.83	10.58	10.56
United States	8.01	8.13	8.08	8.10	8.21

Chart 10. Stock Indices (Wednesday figures)

Canada	108.43	107.94	107.95	105.63	105.46
France	118.28	114.25	112.65	112.28	109.05
Germany	94.14	91.85	88.48	88.48	85.60
Japan	137.73	130.80	131.11	126.36	124.58
Netherlands	91.52	91.79	91.14	90.76	87.99
Switzerland	112.35	110.98	110.41	107.73	103.76
United Kingdom	132.44	130.26	128.46	129.45	124.62
United States	132.58	132.76	131.32	125.69	127.18

Indices (in order, rebased to 1986=100) are Toronto Composite, CAC General, FAZ Aktien, Tokyo SE (Topix), CBS All-General, Swiss Bank Index, Financial Times Ordinary, NYSE Composite

# FEDERAL RESERVE statistical release



H.10(512)

January 22, 1991

## FOREIGN EXCHANGE RATES

FOR THE WEEK ENDING JANUARY 18, 1991

The Board of Governors of the Federal Reserve System is advised that the Federal Reserve Bank of New York has certified for customs purposes the following noon buying rates in New York City for cable transfers payable in foreign currencies:

COUNTRY	MONETARY UNIT	(CURRENCY UNITS PER DOLLAR)				
		Jan. 14	Jan. 15	Jan. 16	Jan. 17	Jan. 18
*AUSTRALIA	DOLLAR	0.7765	0.7810	0.7889	0.7817	0.7778
AUSTRIA	SCHILLING	10.875	10.858	10.865	10.640	10.565
BELGIUM	FRANC	31.770	31.800	31.850	31.180	30.950
CANADA	DOLLAR	1.1485	1.1485	1.1486	1.1554	1.1588
CHINA, P.R.	YUAN	5.2352	5.2352	5.2352	5.2352	5.2352
DENMARK	KRONE	5.9370	5.9530	5.9500	5.8245	5.7825
*EURO COMMUNITY	ECU	1.3410	1.3385	1.3355	1.3625	1.3715
FINLAND	MARKKA	3.7155	3.7235	3.7220	3.6520	3.6280
FRANCE	FRANC	5.2370	5.2465	5.2575	5.1390	5.1080
GERMANY	D. MARK	1.5445	1.5438	1.5440	1.5135	1.5040
GREECE	DRACHMA	162.55	162.80	163.55	160.60	159.80
HONG KONG	DOLLAR	7.8025	7.8010	7.7985	7.7975	7.7970
INDIA	RUPEE	18.340	18.390	18.380	18.370	18.370
*IRELAND	POUND	1.7300	1.7312	1.7305	1.7642	1.7770
ITALY	LIRA	1160.80	1161.25	1162.75	1138.00	1130.25
JAPAN	YEN	135.05	135.90	136.85	132.88	132.80
MALAYSIA	RINGGIT	2.7240	2.7245	2.7310	2.7260	2.7215
NETHERLANDS	GUILDER	1.7413	1.7407	1.7404	1.7063	1.6952
*NEW ZEALAND	DOLLAR	0.5930	0.5940	0.5972	0.5943	0.5947
NORWAY	KRONE	6.0300	6.0285	6.0240	5.9075	5.8630
PORTUGAL	ESCUDO	138.25	137.90	137.85	135.30	133.80
SINGAPORE	DOLLAR	1.7645	1.7640	1.7680	1.7455	1.7455
SOUTH AFRICA	RAND	2.5990	2.5980	2.5925	2.5570	2.5400
SOUTH KOREA	WON	720.60	721.10	721.30	721.30	721.40
SPAIN	PESETA	97.13	97.42	97.43	95.25	94.47
SRI LANKA	RUPEE	N.A.	40.258	N.A.	40.278	N.A.
SWEDEN	KRONA	5.7325	5.7395	5.7380	5.6515	5.6175
SWITZERLAND	FRANC	1.2831	1.2873	1.2890	1.2725	1.2620
TAIWAN	DOLLAR	27.255	27.381	27.359	27.260	N.A.
THAILAND	BAHT	25.320	25.310	25.330	25.300	25.270
*UNITED KINGDOM	POUND	1.9045	1.9040	1.9047	1.9228	1.9416
MEMO:						
**UNITED STATES	DOLLAR	84.91	85.02	85.14	83.65	83.21

\*VALUE IS U.S. DOLLARS

\*\*INDEX OF WEIGHTED AVERAGE EXCHANGE VALUE OF U.S. DOLLAR AGAINST CURRENCIES OF OTHER G-10 COUNTRIES. MARCH 1973 = 100. WEIGHTS ARE 1972-76 GLOBAL TRADE OF EACH OF THE 10 COUNTRIES. SERIES REVISED AS OF AUGUST 1978. FOR DESCRIPTION AND BACK DATA, SEE "INDEX OF THE WEIGHTED-AVERAGE EXCHANGE VALUE OF THE U.S. DOLLAR: REVISION" ON PAGE 700 OF THE AUGUST 1978 FEDERAL RESERVE BULLETIN.

THIS RELEASE IS NOW AVAILABLE THROUGH THE FACILITIES OF THE DEPARTMENT OF COMMERCE'S ECONOMIC BULLETIN BOARD. FOR INFORMATION, CALL (202) 377-1986.

	BELLWETHER BONDS - AVERAGE, WEEK ENDING WEDNESDAY							
	US	UK	CANADA	GERMANY	SWITZ- ERLAND	NETHER- LANDS	FRANCE	JAPAN
	----	----	----	----	----	----	----	----
7-Jan-87	7.10	10.38	8.73	6.24	4.14	6.35	9.14	5.25
14-Jan-87	7.06	10.29	8.52	6.25	4.12	6.28	8.77	5.16
21-Jan-87	7.03	10.19	8.36	6.18	4.06	6.12	8.65	5.03
28-Jan-87	7.11	10.20	8.43	6.16	ND	6.13	8.84	4.92
4-Feb-87	7.20	10.23	8.44	6.10	4.03	6.13	9.09	4.83
11-Feb-87	7.27	10.09	8.52	6.09	4.05	6.09	9.41	4.76
18-Feb-87	7.31	10.03	8.72	6.22	4.06	6.17	9.21	4.76
25-Feb-87	7.22	9.74	8.58	6.24	4.08	6.18	9.13	4.67
4-Mar-87	7.18	9.60	8.55	6.21	4.01	6.22	8.96	4.73
11-Mar-87	7.22	9.26	8.58	6.17	4.10	6.25	8.85	4.72
18-Mar-87	7.21	9.05	8.46	6.13	4.09	6.30	8.66	4.58
25-Mar-87	7.24	8.77	8.40	6.01	4.08	6.21	8.51	4.41
1-Apr-87	7.44	9.15	8.40	5.93	4.12	6.11	8.61	4.20
8-Apr-87	7.59	9.17	8.56	5.88	4.12	6.08	8.59	3.94
15-Apr-87	8.04	9.28	8.93	5.91	4.11	6.12	8.61	3.75
22-Apr-87	8.17	9.20	9.15	5.91	4.12	6.13	8.62	3.58
29-Apr-87	8.37	8.97	9.46	5.90	4.12	6.14	8.69	3.27
6-May-87	8.42	8.80	9.42	5.88	4.12	6.11	8.73	2.92
13-May-87	8.52	8.70	9.41	5.76	4.11	6.06	8.73	2.70
20-May-87	8.78	8.81	9.74	5.77	4.11	6.05	8.92	2.90
27-May-87	8.70	8.94	9.58	5.79	4.12	6.05	9.04	3.09
3-Jun-87	8.57	8.80	9.41	5.91	4.13	6.13	9.00	3.22
10-Jun-87	8.55	8.81	9.38	5.95	4.11	6.17	9.29	3.05
17-Jun-87	8.33	8.77	9.24	6.09	4.12	6.26	9.23	2.99
24-Jun-87	8.27	9.07	9.26	6.30	4.10	6.33	9.44	3.44
1-Jul-87	8.34	9.20	9.29	6.31	4.10	6.35	9.38	3.88
8-Jul-87	8.30	9.20	9.27	6.35	4.10	6.40	9.21	3.98
15-Jul-87	8.37	9.09	9.52	6.35	4.08	6.36	9.28	4.25
22-Jul-87	8.44	9.16	9.54	6.43	4.10	6.42	9.40	4.61
29-Jul-87	8.59	9.53	9.79	6.56	4.07	6.54	9.50	4.79
5-Aug-87	8.72	9.83	10.03	6.56	4.08	6.57	9.57	5.07
12-Aug-87	8.72	10.09	10.00	6.66	4.08	6.66	9.80	5.04
19-Aug-87	8.65	10.01	9.99	6.61	4.07	6.54	9.92	5.08
26-Aug-87	8.76	10.35	10.11	6.56	4.09	6.49	9.83	4.52
2-Sep-87	9.05	10.33	10.38	6.63	4.13	6.53	9.84	4.42
9-Sep-87	9.39	10.23	10.67	6.77	4.18	6.76	10.18	5.25
16-Sep-87	9.41	10.29	10.62	6.72	4.32	6.74	10.15	5.46
23-Sep-87	9.42	10.04	10.66	6.78	4.31	6.85	10.26	5.54
30-Sep-87	9.57	10.27	10.78	6.85	4.32	7.00	10.46	5.84
7-Oct-87	9.68	10.27	10.78	6.88	4.37	7.04	10.56	6.11
14-Oct-87	9.96	10.29	10.95	7.07	4.40	7.21	10.72	5.98
21-Oct-87	9.85	10.48	10.78	7.24	4.41	7.36	11.34	5.87
28-Oct-87	8.94	9.78	9.76	6.90	4.43	6.82	10.52	5.37
4-Nov-87	8.90	9.40	9.76	6.65	4.18	6.51	10.26	4.61
11-Nov-87	8.76	9.04	9.80	6.57	4.13	6.39	10.09	4.56
18-Nov-87	8.83	9.22	9.84	6.60	4.03	6.42	9.99	5.02
25-Nov-87	8.86	9.29	9.87	6.49	4.02	6.30	9.93	4.85
2-Dec-87	9.03	9.35	10.25	6.48	3.99	6.24	9.92	4.72
9-Dec-87	9.02	9.49	10.18	6.52	4.02	6.26	9.99	4.69
16-Dec-87	9.17	9.77	10.25	6.57	4.03	6.31	10.13	4.76
23-Dec-87	8.92	9.77	10.12	6.58	4.03	6.36	9.96	4.57
30-Dec-87	8.85	9.60	10.02	6.55	4.04	6.33	9.96	4.52
6-Jan-88	8.81	9.71	10.01	6.51	4.05	6.29	9.93	4.48
13-Jan-88	8.91	9.92	9.96	6.66	4.08	6.30	10.02	4.51
20-Jan-88	8.68	9.77	9.71	6.68	4.09	6.30	9.92	4.26
27-Jan-88	8.48	9.56	9.47	6.59	4.08	6.24	9.68	4.28
3-Feb-88	8.25	9.43	9.24	6.50	4.07	6.12	9.26	4.16
10-Feb-88	8.16	9.62	9.15	6.41	4.08	6.10	9.11	4.23
17-Feb-88	8.27	9.66	9.27	6.35	4.05	6.10	9.12	4.38
24-Feb-88	8.23	9.45	9.22	6.39	4.07	6.11	9.15	4.34
2-Mar-88	8.17	9.28	9.20	6.29	4.05	6.01	9.09	4.36
9-Mar-88	8.27	9.21	9.34	6.26	4.08	5.98	9.10	4.44
16-Mar-88	8.32	9.18	9.40	6.28	4.06	6.00	9.33	4.44
23-Mar-88	8.42	9.25	9.47	6.29	4.05	6.03	9.37	4.46
30-Mar-88	8.54	9.24	9.52	6.30	4.09	6.03	9.39	4.48
6-Apr-88	8.63	9.11	9.61	6.31	4.07	6.00	9.35	4.28
13-Apr-88	8.57	9.13	9.52	6.31	4.05	5.98	9.18	4.27
20-Apr-88	8.77	9.09	9.72	6.32	4.00	5.98	9.16	4.40
27-Apr-88	8.80	9.33	9.78	6.45	3.95	6.08	9.11	4.44



	US	UK	CANADA	GERMANY	SWITZ- ERLAND	NETHER- LANDS	FRANCE	JAPAN
4-May-88	8.89	9.44	9.89	6.58	3.96	6.21	9.33	4.45
11-May-88	9.02	9.44	9.94	6.70	4.02	6.31	9.38	4.62
18-May-88	9.07	9.39	9.93	6.69	4.08	6.34	9.22	4.69
25-May-88	9.21	9.37	9.88	6.74	4.12	6.39	9.23	4.69
1-Jun-88	9.17	9.42	9.84	6.71	4.10	6.34	9.08	4.67
8-Jun-88	8.99	9.42	9.84	6.65	4.11	6.26	9.06	4.55
15-Jun-88	8.84	9.34	9.74	6.60	4.10	6.21	8.94	4.64
22-Jun-88	8.97	9.49	9.77	6.68	4.14	6.31	8.87	4.76
29-Jun-88	8.88	9.73	9.65	6.71	4.14	6.39	8.86	4.89
6-Jul-88	8.83	9.82	9.72	6.68	4.15	6.44	8.81	4.99
13-Jul-88	9.04	9.83	9.86	6.74	4.17	6.46	8.84	4.97
20-Jul-88	9.11	9.89	9.92	6.82	4.22	6.60	9.02	5.08
27-Jul-88	9.11	9.82	9.94	6.87	4.28	6.58	9.05	4.97
3-Aug-88	9.08	9.78	9.93	6.87	4.28	6.59	9.04	4.94
10-Aug-88	9.15	9.80	10.03	6.80	4.27	6.55	9.03	5.07
17-Aug-88	9.36	9.89	10.28	6.86	4.25	6.62	9.25	5.26
24-Aug-88	9.35	9.93	10.31	6.89	4.25	6.66	9.30	5.16
31-Aug-88	9.32	10.13	10.32	6.85	4.27	6.65	9.36	5.33
7-Sep-88	9.06	10.18	10.15	6.77	4.28	6.55	9.28	5.36
14-Sep-88	8.94	10.14	10.07	6.63	4.24	6.43	9.09	5.17
21-Sep-88	8.94	10.13	10.03	6.62	4.24	6.39	8.90	5.12
28-Sep-88	9.00	10.01	10.08	6.61	4.23	6.37	8.86	5.05
5-Oct-88	8.89	9.87	9.96	6.62	4.22	6.36	8.81	4.99
12-Oct-88	8.79	9.70	9.81	6.57	4.18	6.25	8.73	4.88
19-Oct-88	8.81	9.68	9.78	6.48	4.17	6.18	8.75	4.75
26-Oct-88	8.81	9.68	9.75	6.45	4.14	6.16	8.76	4.68
2-Nov-88	8.69	9.60	9.71	6.38	4.15	6.17	8.54	4.66
9-Nov-88	8.85	9.72	9.91	6.41	4.13	6.19	8.62	4.68
16-Nov-88	8.93	9.82	10.05	6.45	4.13	6.26	8.75	4.58
23-Nov-88	9.06	9.88	10.02	6.46	4.12	6.28	8.73	4.60
30-Nov-88	9.13	10.09	10.07	6.52	4.19	6.32	8.69	4.60
7-Dec-88	9.05	10.13	10.02	6.55	4.21	6.37	8.68	4.48
14-Dec-88	9.10	10.21	10.08	6.63	4.19	6.47	8.67	4.49
21-Dec-88	9.13	10.14	10.15	6.61	4.20	6.44	8.67	4.54
28-Dec-88	9.12	10.07	10.10	6.61	4.22	6.41	8.59	4.52
4-Jan-89	9.19	10.14	10.24	6.64	4.23	6.46	8.60	4.60
11-Jan-89	9.25	10.15	10.32	6.70	4.21	6.56	8.53	4.79
18-Jan-89	9.06	10.04	10.13	6.70	4.37	6.59	8.48	4.80
25-Jan-89	8.99	9.81	10.03	6.69	4.52	6.61	8.53	4.85
1-Feb-89	8.99	9.73	10.03	6.77	4.55	6.71	8.62	4.83
8-Feb-89	8.98	9.62	10.05	6.85	4.63	6.83	8.79	4.92
15-Feb-89	9.19	9.69	10.22	6.89	4.66	6.92	8.92	4.92
22-Feb-89	9.23	9.76	10.32	6.96	4.68	7.00	9.12	4.88
1-Mar-89	9.36	9.96	10.53	7.08	4.74	7.16	9.29	5.00
8-Mar-89	9.27	9.83	10.45	6.96	4.79	7.05	9.13	5.13
15-Mar-89	9.31	9.82	10.51	7.01	4.83	7.08	9.09	5.18
22-Mar-89	9.46	9.89	10.66	7.03	4.82	7.09	9.07	5.20
29-Mar-89	9.41	9.94	10.63	7.04	4.84	7.12	9.00	5.16
5-Apr-89	9.24	10.04	10.44	7.03	4.88	7.11	8.91	5.16
12-Apr-89	9.26	10.20	10.46	7.01	4.92	7.09	8.91	5.21
19-Apr-89	9.17	10.19	10.32	6.97	5.00	7.06	8.81	5.21
26-Apr-89	9.15	10.24	10.21	6.94	5.05	7.07	8.75	5.30
3-May-89	9.07	10.12	10.11	6.98	5.11	7.16	8.76	5.34
10-May-89	9.08	10.12	10.06	7.03	5.17	7.22	8.78	5.36
17-May-89	8.87	10.12	9.88	7.09	5.27	7.37	8.83	5.37
24-May-89	8.66	10.19	9.81	7.15	5.35	7.46	8.79	5.40
31-May-89	8.64	10.29	9.73	7.16	5.37	7.50	8.81	5.47
7-Jun-89	8.41	10.55	9.52	7.07	5.29	7.34	8.74	5.40
14-Jun-89	8.21	10.65	9.36	6.98	5.17	7.19	8.65	5.42
21-Jun-89	8.35	10.57	9.48	6.91	5.15	7.10	8.60	5.52
28-Jun-89	8.22	10.51	9.40	6.92	5.12	7.13	8.61	5.41
5-Jul-89	8.11	10.35	9.32	6.90	5.12	7.11	8.69	5.43
12-Jul-89	8.02	10.29	9.30	6.86	5.16	7.05	8.58	5.25
19-Jul-89	8.06	10.14	9.34	6.84	5.14	7.05	8.55	5.24
26-Jul-89	8.03	10.09	9.35	6.83	5.16	7.07	8.47	5.17
2-Aug-89	7.82	9.93	9.17	6.78	5.17	6.98	8.32	5.07
9-Aug-89	7.98	9.95	9.27	6.80	5.15	6.96	8.30	5.08
16-Aug-89	8.14	9.87	9.39	6.84	5.16	6.97	8.28	5.09
23-Aug-89	8.21	9.86	9.47	6.91	5.16	7.09	8.42	5.04
30-Aug-89	8.24	9.94	9.53	6.95	5.22	7.12	8.41	5.07

	US	UK	CANADA	GERMANY	SWITZ- ERLAND	NETHER- LANDS	FRANCE	JAPAN
6-Sep-89	8.20	10.09	9.53	7.00	5.27	7.18	8.41	5.16
13-Sep-89	8.15	10.15	9.55	7.04	5.34	7.18	8.45	5.31
20-Sep-89	8.11	10.19	9.56	7.09	5.39	7.24	8.57	5.34
27-Sep-89	8.27	10.36	9.64	6.98	5.37	7.23	8.66	5.23
4-Oct-89	8.27	10.61	9.70	7.00	5.42	7.37	8.83	5.23
11-Oct-89	8.07	10.64	9.52	6.98	5.45	7.40	8.79	5.35
18-Oct-89	7.98	10.60	9.45	7.02	5.47	7.46	8.84	5.35
25-Oct-89	7.92	10.52	9.39	7.01	5.45	7.43	8.81	5.35
1-Nov-89	7.91	10.56	9.40	7.05	5.43	7.47	8.89	5.43
8-Nov-89	7.92	10.64	9.44	7.20	5.42	7.63	9.05	5.52
15-Nov-89	7.88	10.60	9.42	7.28	5.45	7.70	8.98	5.53
22-Nov-89	7.84	10.73	9.49	7.41	5.48	7.80	9.09	5.53
29-Nov-89	7.85	10.76	9.63	7.29	5.52	7.74	9.12	5.50
6-Dec-89	7.83	10.84	9.71	7.24	5.54	7.75	9.07	5.48
13-Dec-89	7.84	10.79	9.63	7.17	5.59	7.73	9.07	5.55
20-Dec-89	7.78	10.65	9.51	7.15	5.68	7.73	9.10	5.64
27-Dec-89	7.87	10.55	9.52	7.18	5.73	7.76	9.21	5.72
3-Jan-90	7.94	10.57	9.60	7.38	5.73	7.94	9.45	5.69
10-Jan-90	8.01	10.69	9.76	7.48	5.85	8.11	9.56	6.01
17-Jan-90	8.13	11.00	9.80	7.52	6.01	8.23	9.50	6.52
24-Jan-90	8.30	11.33	9.89	7.71	6.09	8.33	9.59	6.76
31-Jan-90	8.47	11.21	9.97	7.68	6.15	8.28	9.62	6.54
7-Feb-90	8.51	11.29	10.04	7.85	6.18	8.39	9.77	6.62
14-Feb-90	8.38	11.36	10.13	8.39	6.24	8.84	10.00	6.74
21-Feb-90	8.52	11.51	10.49	8.72	6.28	9.05	10.27	6.89
28-Feb-90	8.49	11.59	10.53	8.69	6.37	8.89	10.09	6.92
7-Mar-90	8.59	11.91	10.68	8.96	6.46	9.15	10.26	7.14
14-Mar-90	8.65	12.10	10.87	8.88	6.42	9.15	10.16	7.25
21-Mar-90	8.59	12.11	10.88	8.70	6.47	9.01	9.94	7.25
28-Mar-90	8.52	12.23	10.77	8.50	6.51	8.86	9.74	7.24
4-Apr-90	8.62	12.09	11.10	8.42	6.55	8.71	9.60	7.28
11-Apr-90	8.59	11.98	11.44	8.57	6.55	8.90	9.59	7.26
18-Apr-90	8.74	12.27	11.57	8.65	6.61	8.96	9.59	7.36
25-Apr-90	8.96	12.52	11.76	8.77	6.63	9.00	9.69	7.34
2-May-90	9.07	12.78	11.66	8.79	6.67	9.03	9.63	7.40
9-May-90	8.89	12.41	11.44	8.58	6.68	8.95	9.53	7.27
16-May-90	8.68	12.19	10.98	8.55	6.54	8.91	9.50	7.05
23-May-90	8.69	11.63	10.88	8.70	6.44	8.97	9.57	7.07
30-May-90	8.65	11.75	11.09	8.73	6.38	8.96	9.61	7.00
6-Jun-90	8.48	11.71	10.78	8.69	6.31	8.97	9.71	6.95
13-Jun-90	8.46	11.65	10.62	8.82	6.29	9.04	9.80	7.05
20-Jun-90	8.48	11.41	10.76	8.83	6.27	9.00	9.74	7.04
27-Jun-90	8.54	11.26	10.88	8.77	6.21	8.93	9.69	7.18
4-Jul-90	8.43	11.41	10.74	8.67	6.17	8.84	9.62	7.26
11-Jul-90	8.53	11.70	10.70	8.66	6.16	8.83	9.67	7.21
18-Jul-90	8.47	11.54	10.73	8.52	6.07	8.74	9.60	7.22
25-Jul-90	8.50	11.50	10.68	8.46	6.04	8.68	9.55	7.41
1-Aug-90	8.38	11.43	10.55	8.51	6.08	8.70	9.52	7.54
8-Aug-90	8.62	11.71	10.60	8.83	6.14	8.97	9.92	7.86
15-Aug-90	8.67	11.82	10.62	8.86	6.24	9.00	10.05	7.99
22-Aug-90	8.82	11.98	10.73	8.94	6.37	9.03	10.24	8.07
29-Aug-90	8.95	11.95	10.87	8.96	6.56	9.11	10.38	8.26
5-Sep-90	8.87	11.76	10.75	8.96	6.58	9.08	10.36	8.13
12-Sep-90	8.83	11.80	10.76	8.95	6.57	9.12	10.33	8.27
19-Sep-90	8.87	11.82	10.86	9.00	6.58	9.20	10.45	8.50
26-Sep-90	8.99	11.79	11.15	9.06	6.61	9.26	10.62	8.64
3-Oct-90	8.77	11.84	11.20	9.08	6.56	9.27	10.55	8.47
10-Oct-90	8.76	11.49	11.25	9.03	6.54	9.23	10.52	8.12
17-Oct-90	8.82	11.43	11.32	9.00	6.58	9.23	10.40	8.04
24-Oct-90	8.65	11.45	11.21	8.95	6.55	9.19	10.24	7.76
31-Oct-90	8.66	11.38	11.12	8.97	6.53	9.19	10.31	7.77
7-Nov-90	8.55	11.30	10.88	9.00	6.56	9.18	10.28	7.77
14-Nov-90	8.45	11.31	10.68	9.02	6.58	9.20	10.32	7.84
21-Nov-90	8.32	11.19	10.53	8.87	6.55	9.14	10.22	7.70
28-Nov-90	8.28	10.85	10.51	8.81	6.58	9.07	10.08	7.40
5-Dec-90	8.23	10.71	10.58	8.85	6.60	9.11	10.03	7.29
12-Dec-90	8.01	10.52	10.22	8.75	6.61	9.05	9.91	7.16
19-Dec-90	8.01	10.59	10.17	8.67	6.63	9.00	9.86	7.08
26-Dec-90	8.13	10.74	10.23	8.84	6.62	9.12	9.99	7.12
2-Jan-91	8.08	10.83	10.25	9.00	6.66	9.21	10.02	7.09
9-Jan-91	8.10	10.58	10.16	8.96	6.58	9.24	9.92	6.95
16-Jan-91	8.21	10.56	10.26	8.97	6.55	9.30	9.95	6.91