

Selected Interest & Exchange Rates

Weekly Series of Charts

September 24, 1990

Prepared by the
**FINANCIAL MARKETS
SECTION**

**DIVISION OF
INTERNATIONAL FINANCE**

**BOARD OF GOVERNORS
FEDERAL RESERVE SYSTEM
Washington, D.C. 20551**

Table of Contents

TABLES

1. LATEST FIGURES PLOTTED
2. DAILY CERTIFIED SPOT EXCHANGE RATES
H.10 RELEASE

CHARTS

1. SPOT EXCHANGE RATE INDICES
2. 3-MONTH FORWARD EXCHANGE RATES
3. GOLD PRICE—LONDON
4. CALL MONEY RATES
5. 3-MONTH INTEREST RATES
6. EURO-DOLLAR DEPOSIT RATES
7. SELECTED EURO-DOLLAR AND U.S. MONEY MARKET RATES
8. INTEREST ARBITRAGE: 3-MONTH FUNDS
9. LONG-TERM GOVERNMENT BOND YIELDS
10. INDUSTRIAL STOCK INDIES

SUBSCRIPTION RATES:

Weekly \$24.00 per year or \$.60 each in the United States, its possessions, Canada, and Mexico: 10 or more of the same issue to one address. \$22.50 per year or \$.55 each. Elsewhere. \$30.00 per year or \$.70 each. Address requests to Publications Services Division of Administrative Services, and make payment remittance payable to the order of the Board of Governors of the Federal Reserve System in a form collectible at Par in U.S. Currency.

SPOT EXCHANGE INDICES

DOLLAR PRICES OF FOREIGN CURRENCIES AND WEIGHTED AVERAGE VALUES (THIN LINE)
AVERAGES FOR WEEK ENDING WEDNESDAY

RATIO SCALE
MARCH 1973=100

RATIO SCALE
MARCH 1973=100

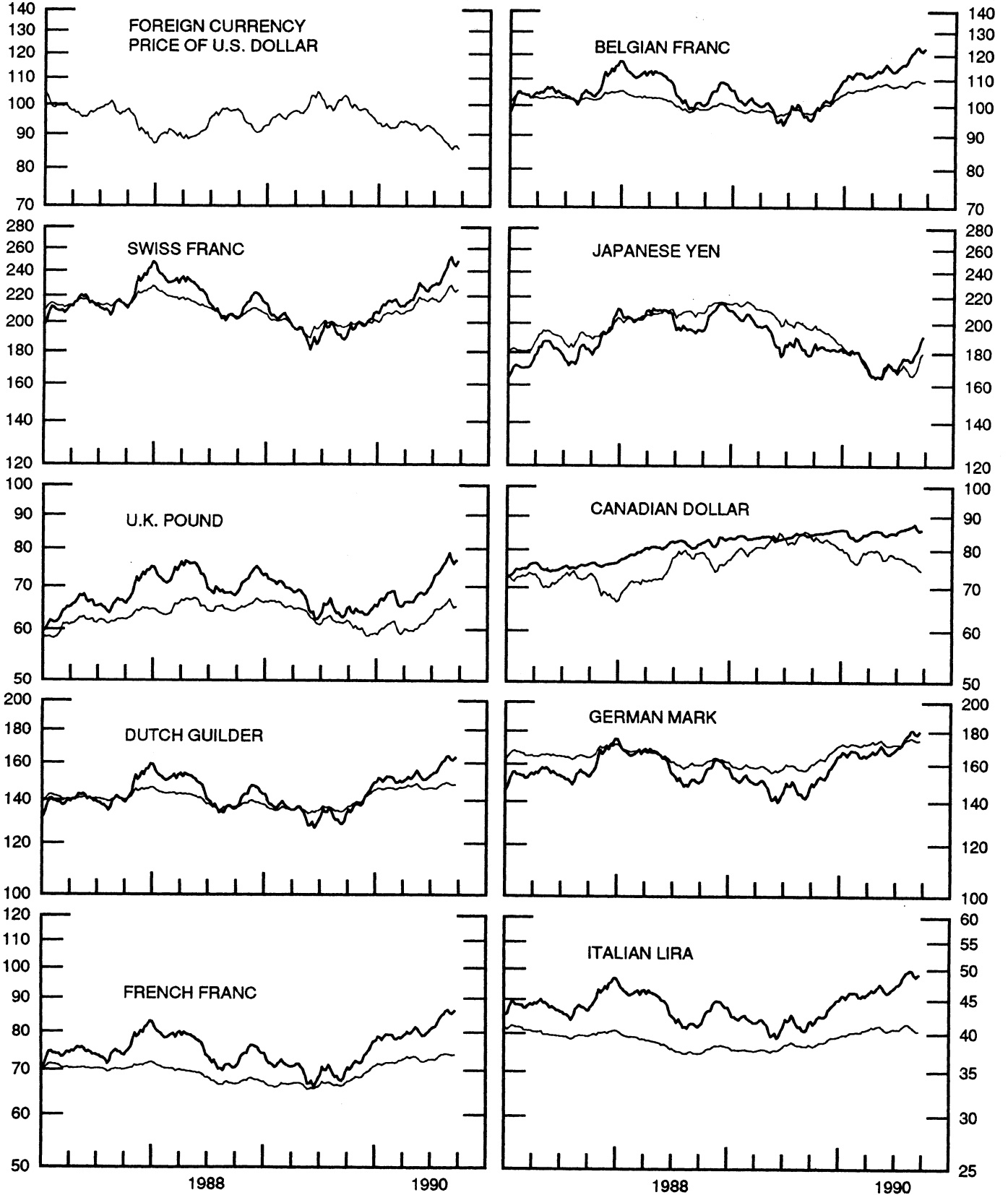


CHART 2

3-MONTH FORWARD EXCHANGE RATES

PREMIUM (+) OR (-)
AVERAGES FOR WEEK ENDING WEDNESDAY

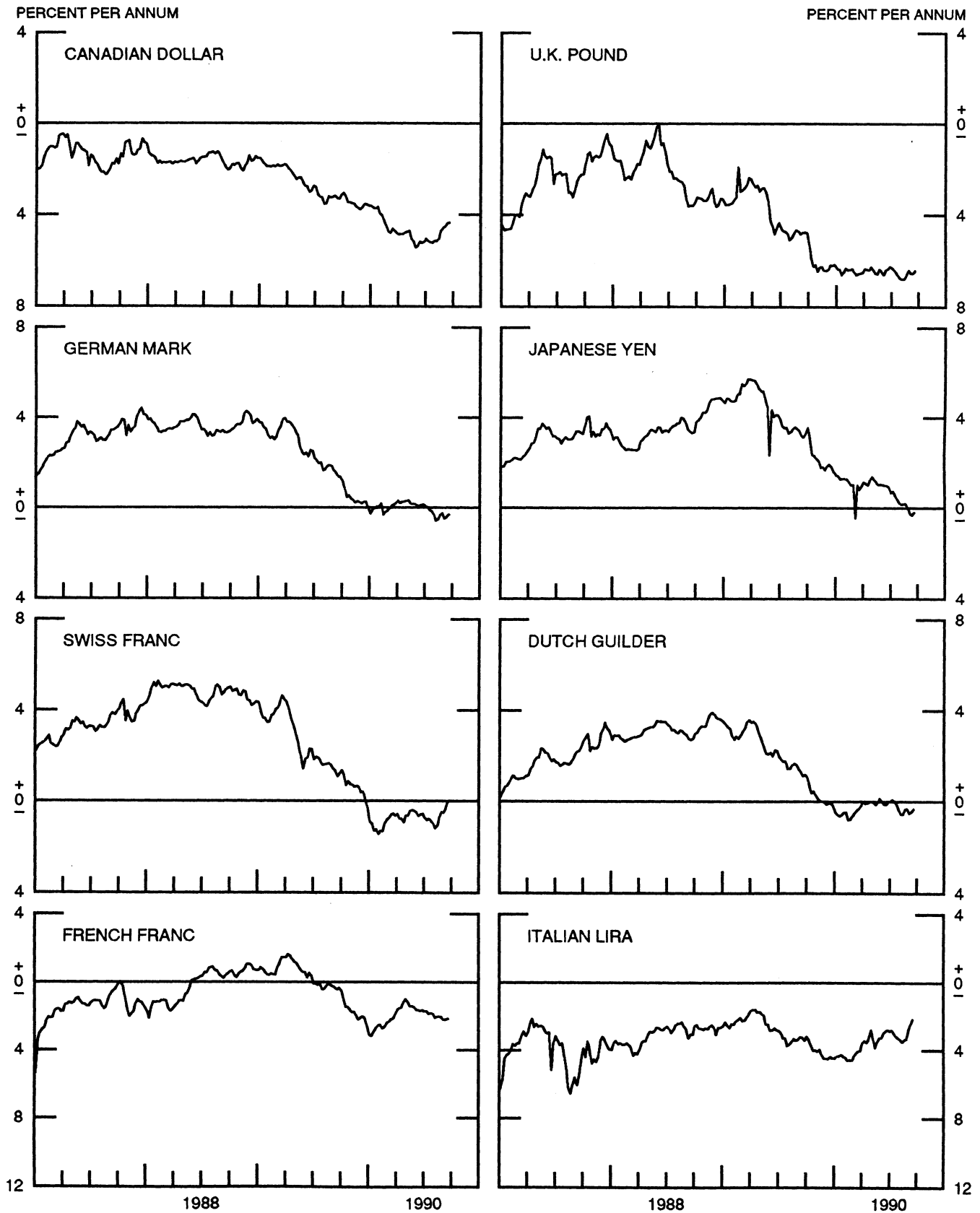
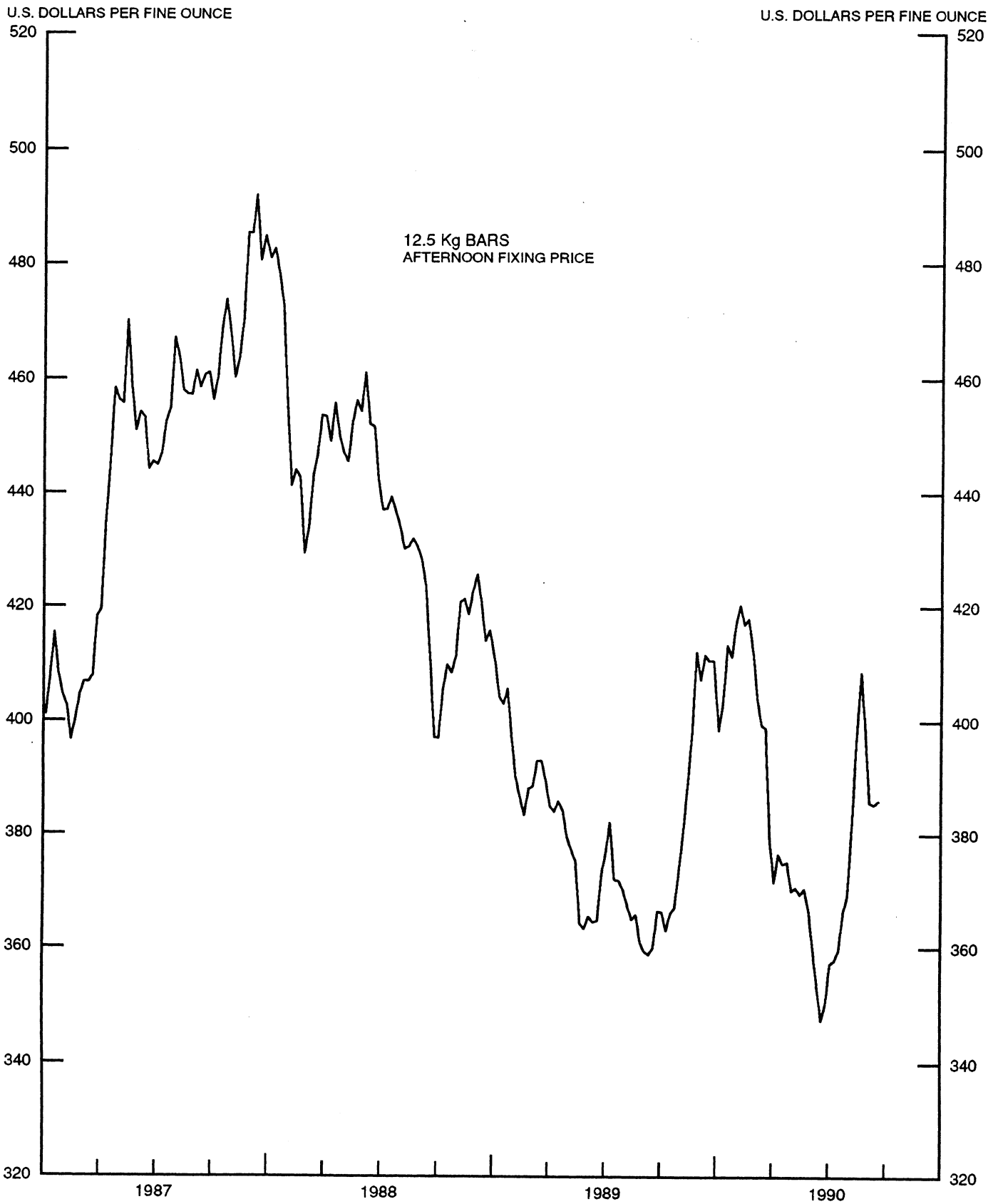


CHART 3

PRICE OF GOLD IN LONDON
AVERAGES FOR WEEK ENDING WEDNESDAY

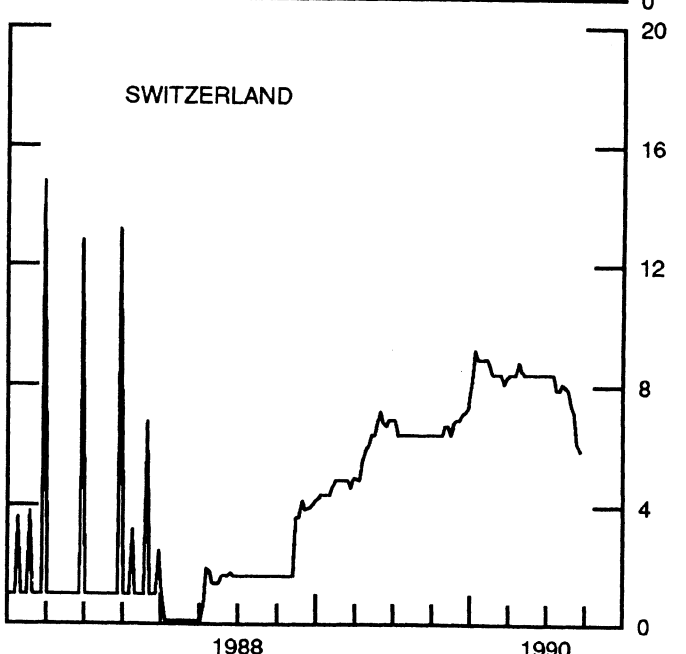
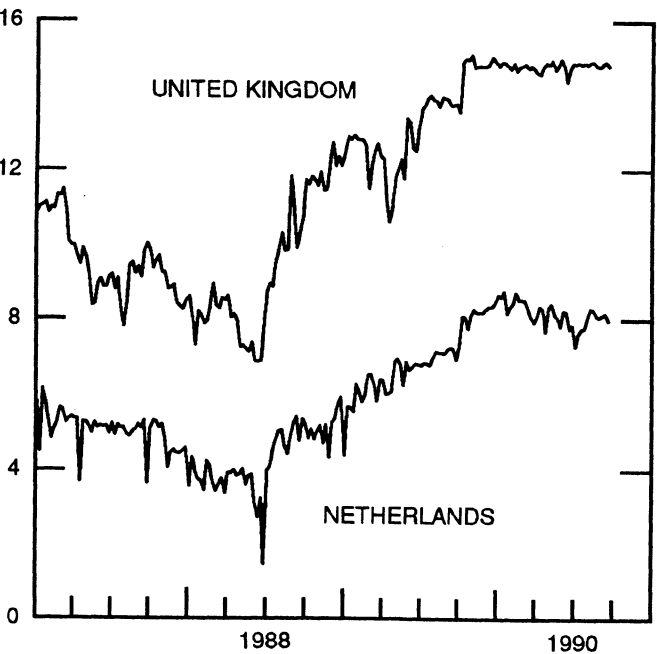
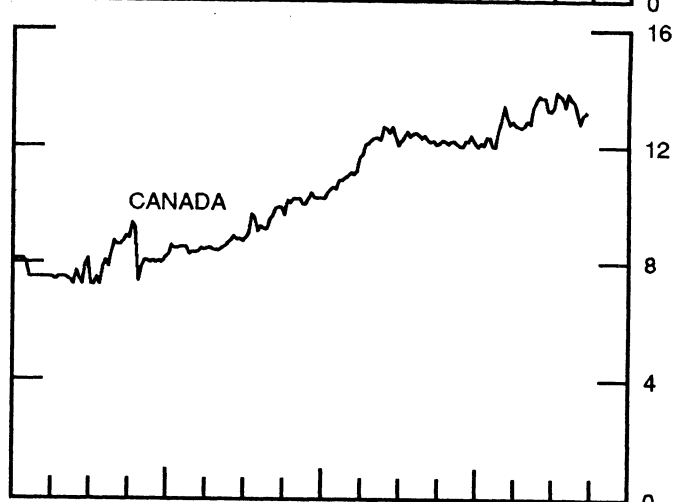
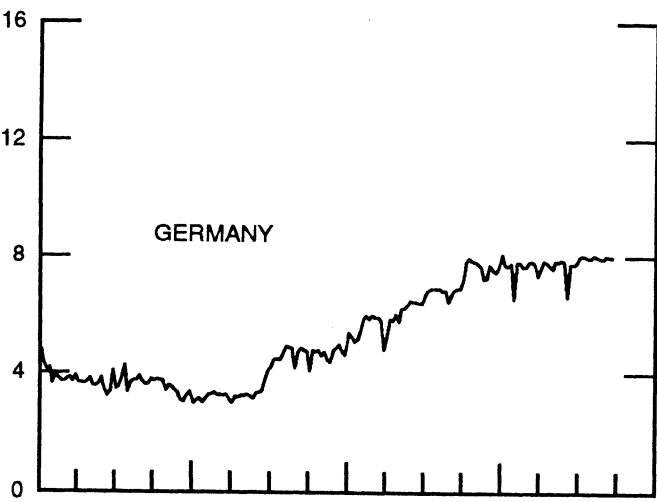
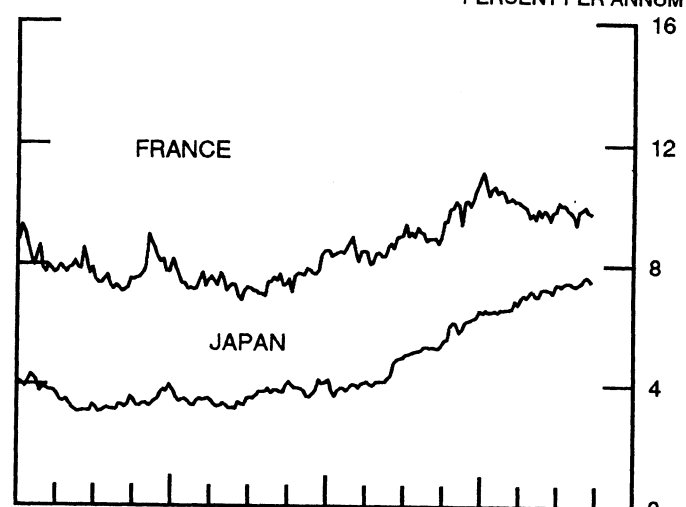
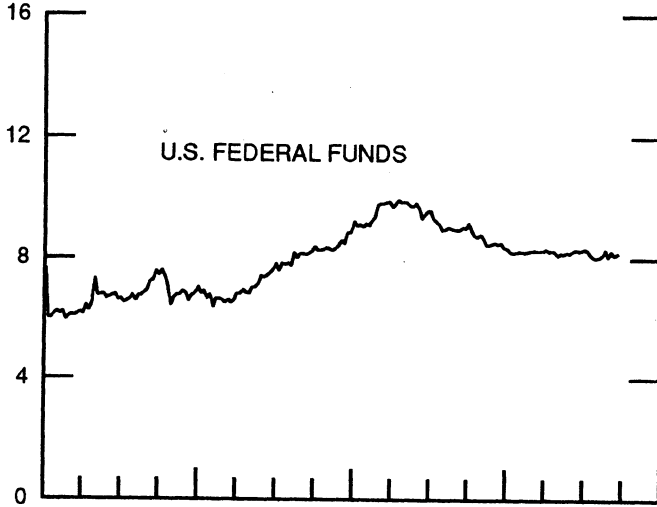


CALL MONEY RATES

WEEKLY SERIES

PERCENT PER ANNUM

PERCENT PER ANNUM



1988

1990

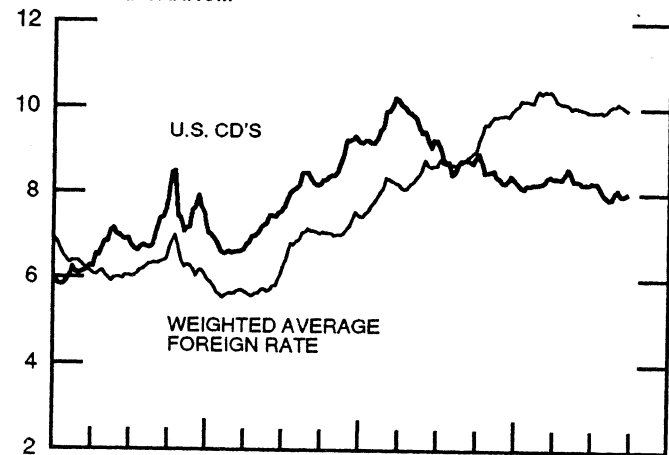
1988

1990

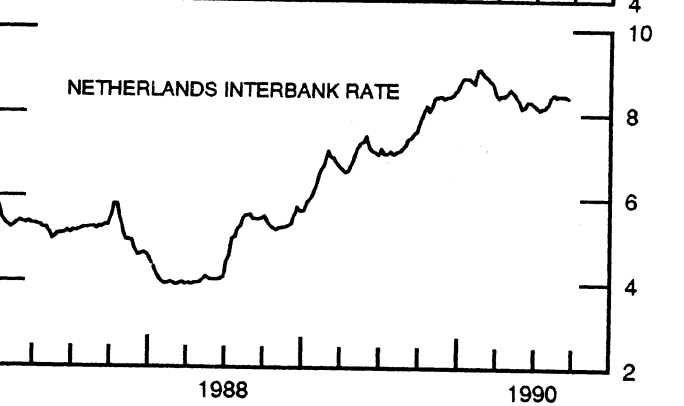
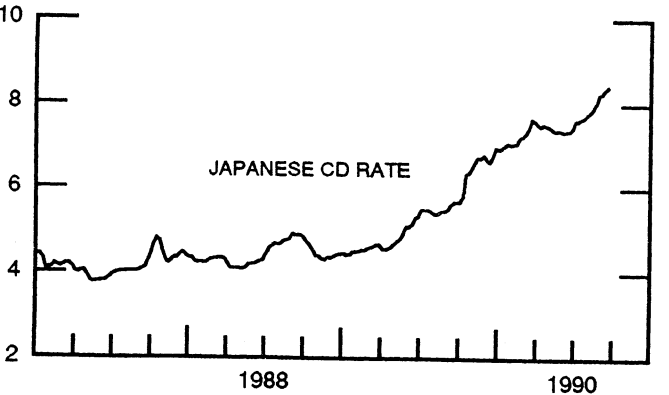
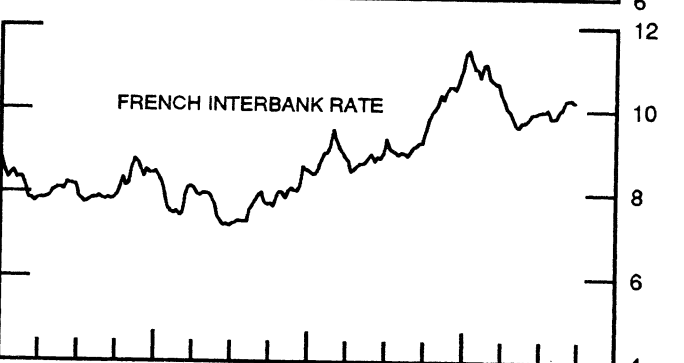
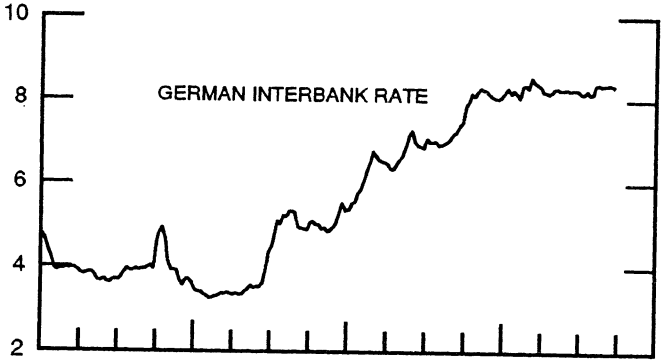
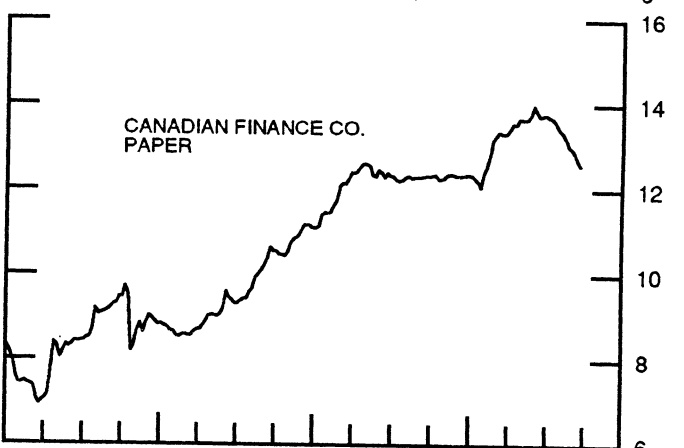
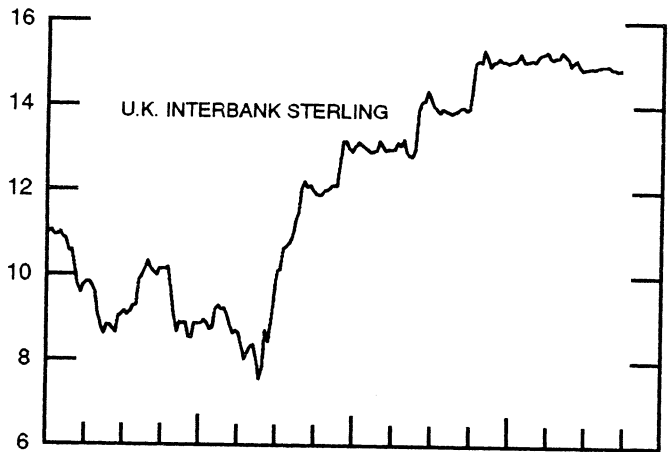
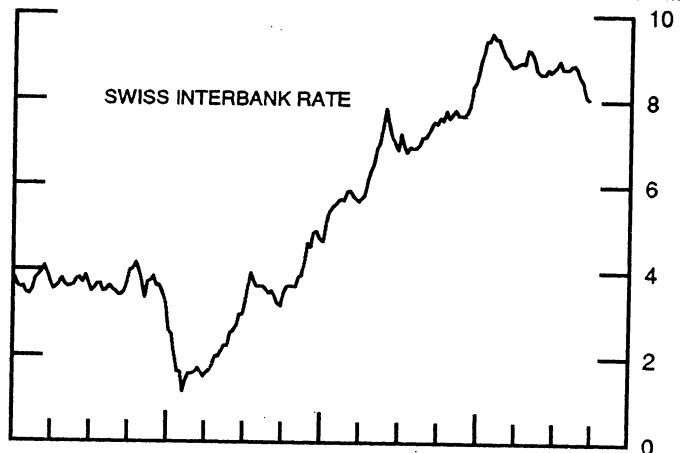
3-MONTH INTEREST RATES

WEEKLY SERIES

PERCENT PER ANNUM



PERCENT PER ANNUM



1988

1990

1988

1990

EURO-DOLLAR DEPOSIT RATES LONDON

AVERAGES FOR WEEK ENDING WEDNESDAY

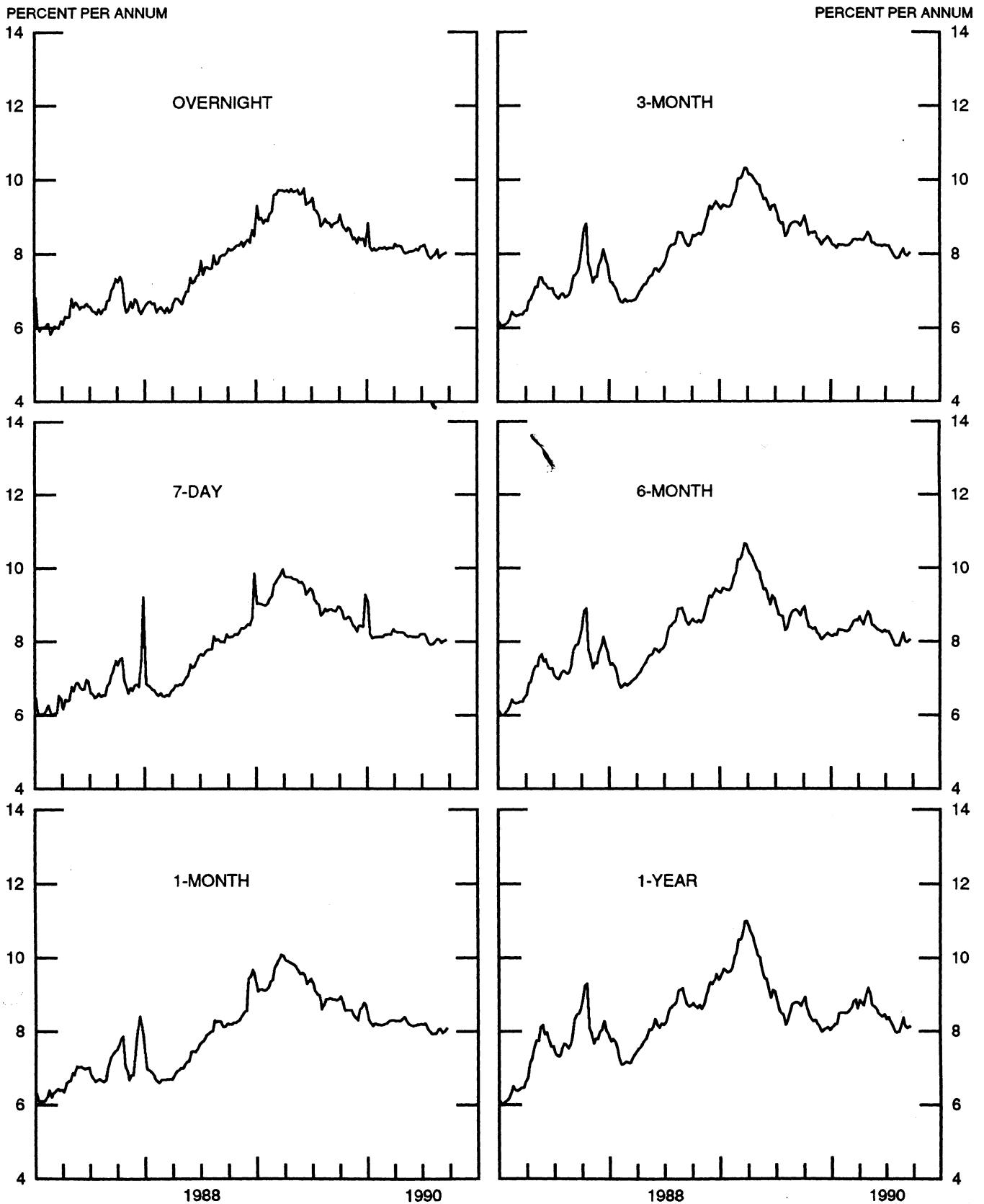


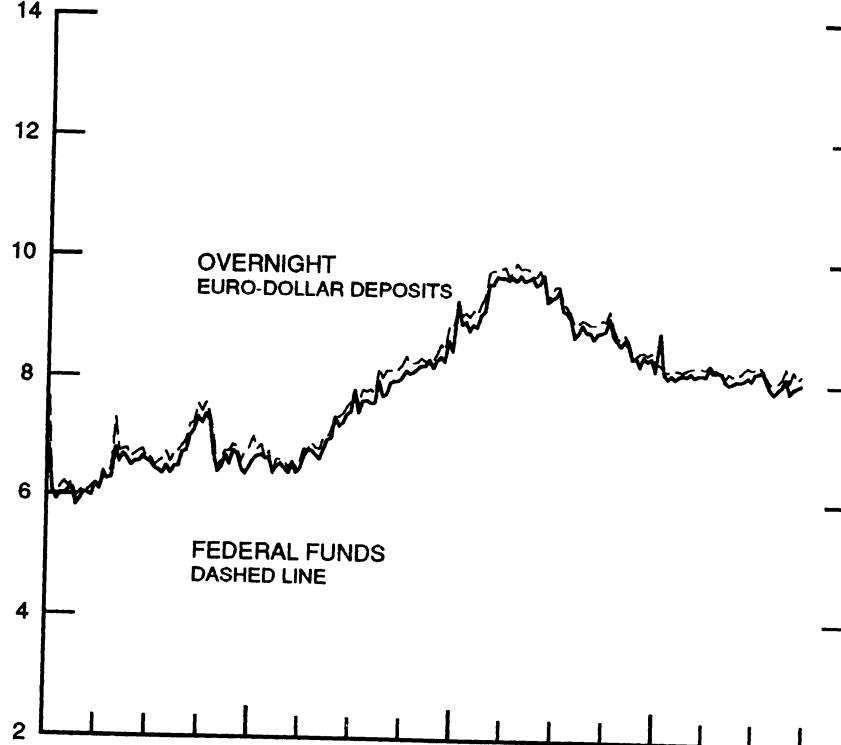
CHART 7

SELECTED EURO-DOLLAR AND U.S. MONEY MARKET RATES

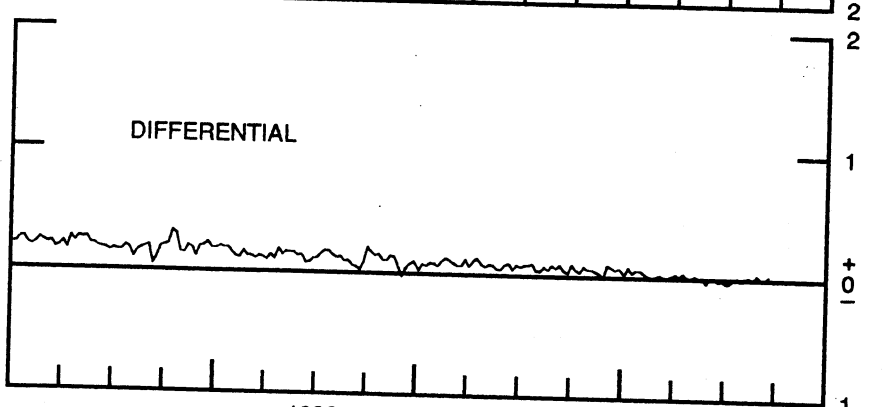
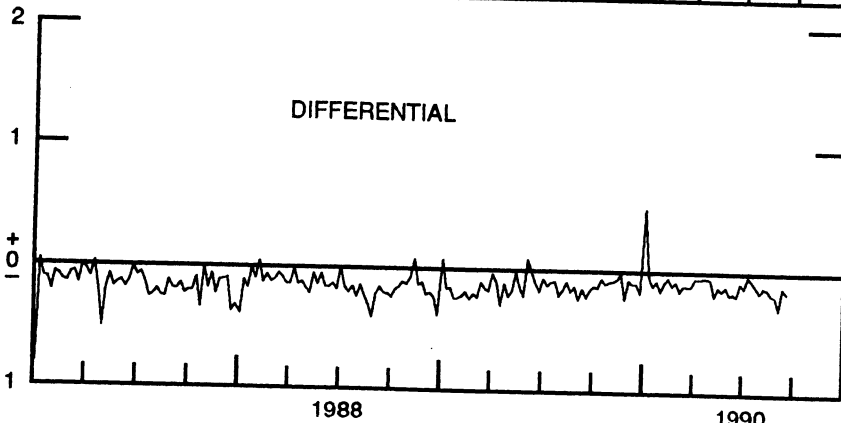
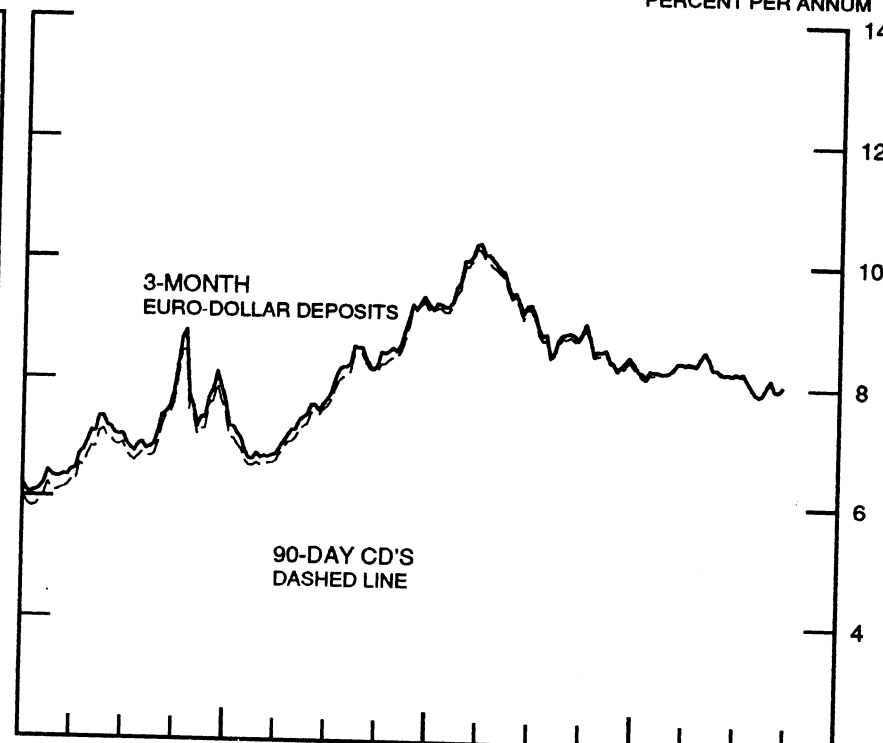
DIFFERENTIAL: PLUS(+), FAVORS BORROWING IN U.S.

AVERAGES FOR WEEK ENDING WEDNESDAY

PERCENT PER ANNUM



PERCENT PER ANNUM



1988

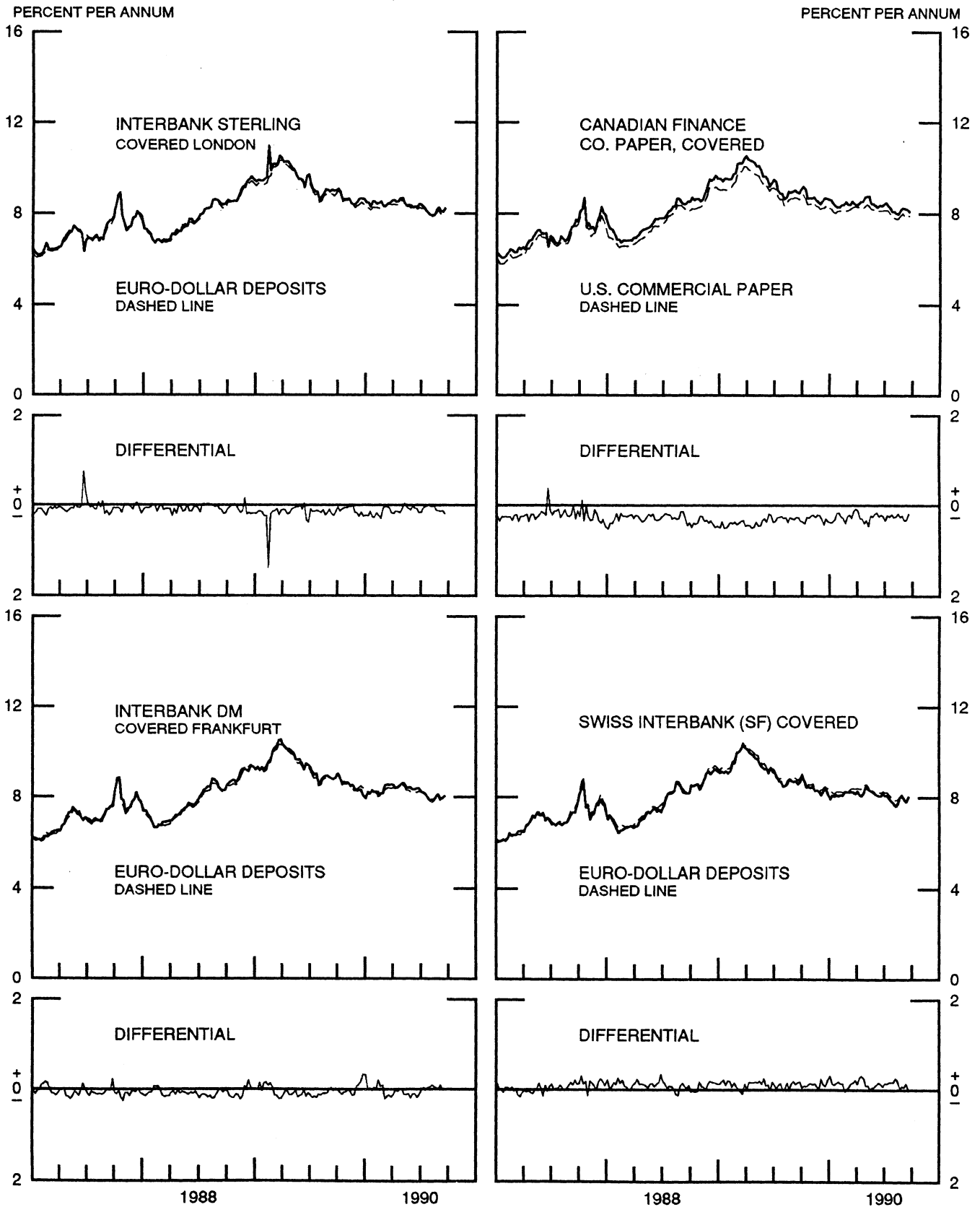
1990

1988

1990

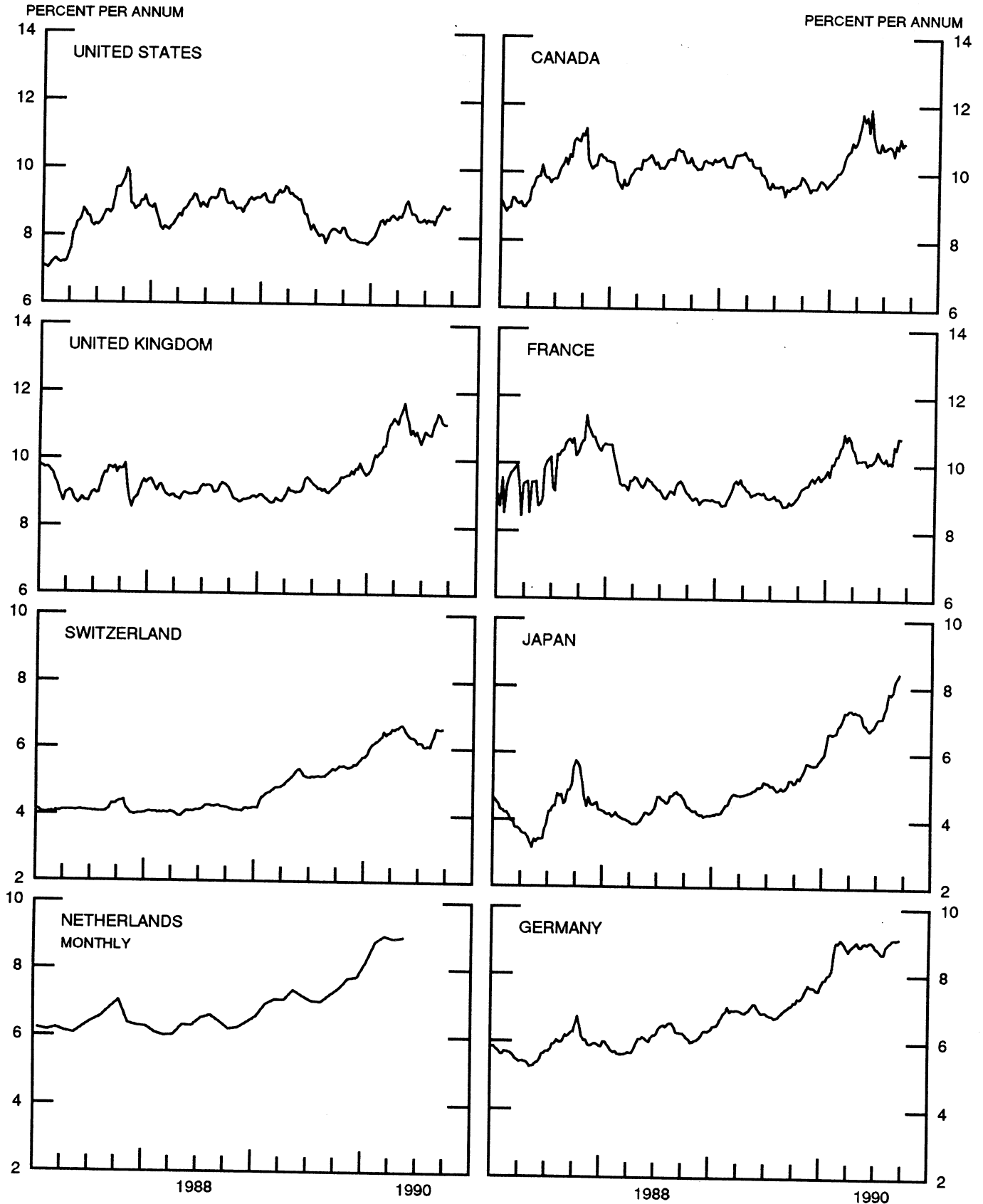
INTEREST ARBITRAGE: 3-MONTH FUNDS

DIFFERENTIAL: PLUS(+), INDICATES FAVOR DOLLAR ASSETS
AVERAGES FOR WEEK ENDING WEDNESDAY



LONG-TERM GOVERNMENT BOND YIELDS

WEEKLY SERIES

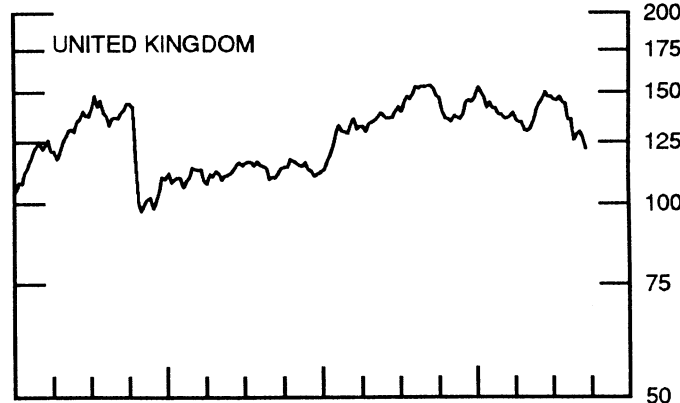
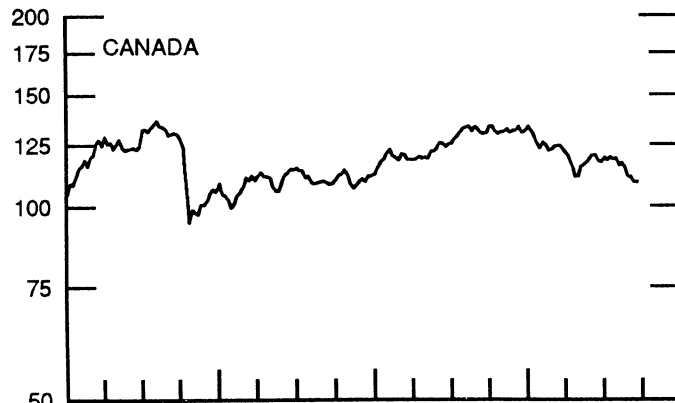
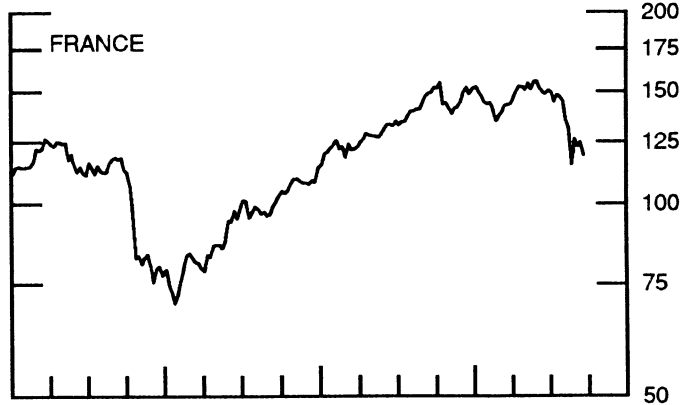
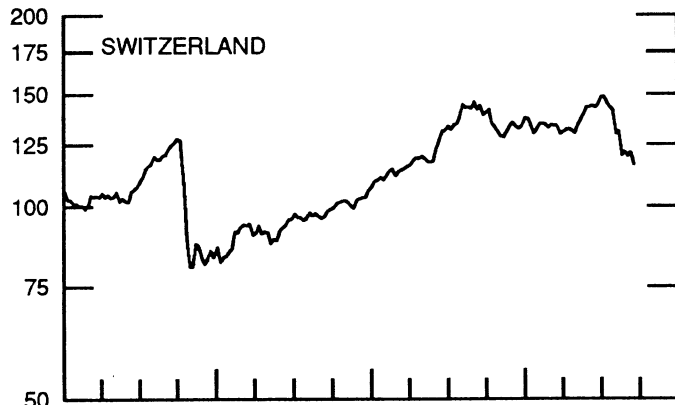
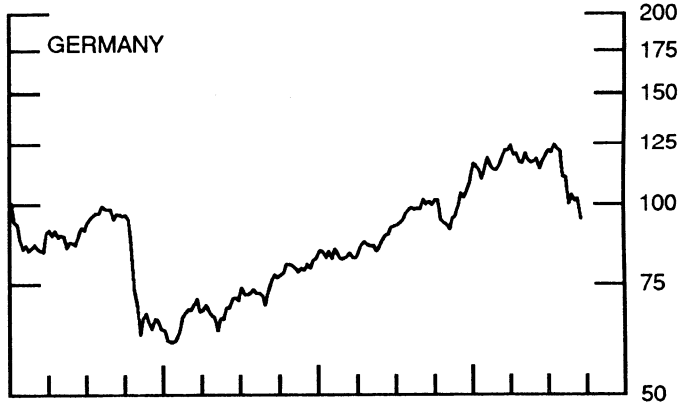
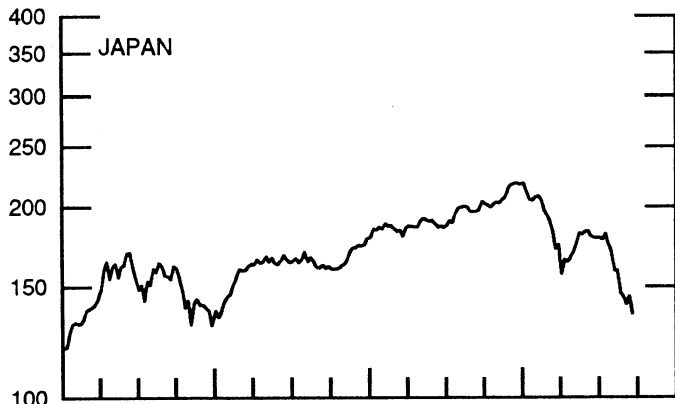
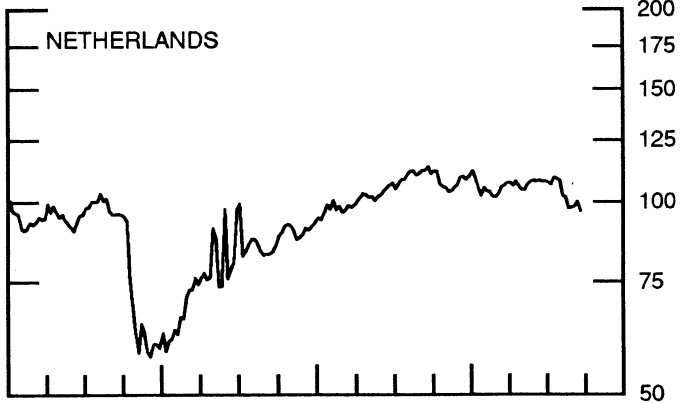
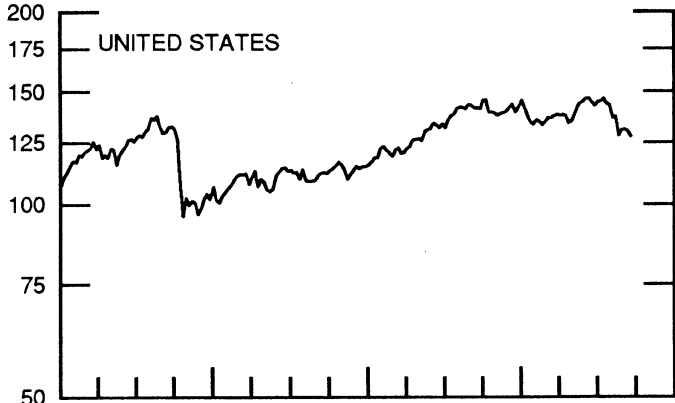


STOCK INDICES

WEEKLY SERIES

RATIO SCALE
1986=100

RATIO SCALE
1986=100



1988

1990

1988

1990

SERIES

22-Aug-90 29-Aug-90 5-Sep-90 12-Sep-90 19-Sep-90

Chart 1. Spot Exchange Rates and Indices

Noon buying rates (U.S. cents, weekly averages)

| | | | | | |
|---------------------|---------|---------|---------|---------|---------|
| Belgian franc | 3.1215 | 3.1342 | 3.0975 | 3.0874 | 3.1134 |
| Canadian dollar | 87.528 | 87.989 | 86.687 | 85.946 | 86.156 |
| French franc | 19.113 | 19.195 | 18.978 | 18.933 | 19.112 |
| German mark | 64.252 | 64.373 | 63.602 | 63.413 | 64.008 |
| Italian lira | 0.08683 | 0.08676 | 0.08550 | 0.08502 | 0.08562 |
| Japanese yen | 0.68033 | 0.69000 | 0.69756 | 0.71648 | 0.72885 |
| Netherlands guilder | 57.021 | 57.131 | 56.437 | 56.259 | 56.794 |
| Swiss franc | 77.679 | 78.491 | 76.639 | 76.046 | 77.168 |
| U.K. pound | 191.71 | 194.72 | 189.73 | 187.40 | 189.61 |

Indices, March 1973 base rates = 100

| | | | | | |
|---------------------|--------|--------|--------|--------|--------|
| Belgian franc | 123.00 | 123.50 | 122.06 | 121.66 | 122.68 |
| Canadian dollar | 87.24 | 87.70 | 86.40 | 85.66 | 85.87 |
| French franc | 86.13 | 86.50 | 85.52 | 85.32 | 86.12 |
| German mark | 180.75 | 181.09 | 178.92 | 178.38 | 180.06 |
| Italian lira | 49.84 | 49.80 | 49.08 | 48.80 | 49.15 |
| Japanese yen | 178.13 | 180.67 | 182.64 | 187.60 | 190.84 |
| Netherlands guilder | 163.69 | 164.01 | 162.02 | 161.51 | 163.04 |
| Swiss franc | 249.91 | 252.51 | 246.56 | 244.65 | 248.26 |
| U.K. pound | 77.54 | 78.76 | 76.74 | 75.80 | 76.69 |

Weighted average exchange value indices, Mar. 1973=100

| | | | | | |
|---------------------|--------|--------|--------|--------|--------|
| Belgian franc | 109.76 | 109.68 | 109.34 | 109.04 | 109.11 |
| Canadian dollar | 75.93 | 75.97 | 75.48 | 74.84 | 74.40 |
| French franc | 74.14 | 74.11 | 73.90 | 73.76 | 73.89 |
| German mark | 176.07 | 175.46 | 174.80 | 174.31 | 174.63 |
| Italian lira | 41.11 | 40.87 | 40.61 | 40.40 | 40.36 |
| Japanese yen | 167.08 | 168.84 | 172.62 | 178.01 | 179.86 |
| Netherlands guilder | 149.16 | 148.71 | 148.18 | 147.78 | 148.04 |
| Swedish krona | 67.57 | 67.44 | 67.43 | 67.45 | 67.47 |
| Swiss franc | 227.02 | 228.34 | 224.84 | 223.20 | 224.77 |
| U.K. pound | 66.22 | 67.02 | 65.77 | 64.92 | 65.20 |
| U.S. dollar | 85.97 | 85.45 | 86.42 | 86.49 | 85.64 |

Chart 2. 3-Month Forward Exchange Rates, Premium or Discount

| | | | | | |
|---------------------|-------|-------|-------|-------|-------|
| Canadian dollar | -4.71 | -4.58 | -4.52 | -4.38 | -4.35 |
| French franc | -2.03 | -2.06 | -2.23 | -2.20 | -2.15 |
| German mark | -0.33 | -0.25 | -0.48 | -0.42 | -0.31 |
| Italian lira | -3.37 | -3.32 | -2.80 | -2.44 | -2.17 |
| Japanese yen | 0.19 | 0.01 | -0.22 | -0.32 | -0.20 |
| Netherlands guilder | -0.34 | -0.32 | -0.51 | -0.46 | -0.35 |
| Swiss franc | -0.73 | -0.48 | -0.52 | -0.31 | -0.03 |
| U.K. pound | -6.58 | -6.39 | -6.55 | -6.54 | -6.42 |

Chart 3. Gold Price in London, Afternoon Fixing

| | | | | | |
|-----------------------------|--------|--------|--------|--------|--------|
| U.S. dollars per fine ounce | 408.70 | 398.81 | 385.79 | 385.38 | 386.06 |
|-----------------------------|--------|--------|--------|--------|--------|

Chart 4. Call Money Rates

| | | | | | |
|--------------------------------|-------|-------|-------|-------|-------|
| U.S. federal funds | 8.30 | 8.08 | 8.25 | 8.12 | 8.18 |
| Overnight Euro-dollar deposits | 8.13 | 7.89 | 7.96 | 8.00 | 8.03 |
| Canada | 13.53 | 13.23 | 12.81 | 13.08 | 13.18 |
| France | 9.81 | 9.86 | 9.95 | 9.79 | 9.74 |
| Germany | 7.95 | 7.93 | 8.02 | 8.01 | 7.98 |
| Japan | 7.38 | 7.43 | 7.58 | 7.61 | 7.48 |
| Netherlands | 8.11 | 8.06 | 8.11 | 8.16 | 7.99 |
| Switzerland | 7.88 | 7.43 | 7.13 | 6.13 | 5.88 |
| United Kingdom | 14.83 | 14.80 | 14.88 | 14.93 | 14.83 |

SERIES

22-Aug-90 29-Aug-90 5-Sep-90 12-Sep-90 19-Sep-90

Chart 5. 3-Month Interest Rates

| | | | | | |
|--|-------|-------|-------|-------|-------|
| U.S. 90-day CD's, secondary market | 8.04 | 8.10 | 7.97 | 7.96 | 8.00 |
| Canadian finance paper | 13.05 | 12.98 | 12.89 | 12.71 | 12.59 |
| French interbank rate | 10.04 | 10.24 | 10.25 | 10.26 | 10.20 |
| German interbank rate | 8.35 | 8.37 | 8.38 | 8.39 | 8.35 |
| Japanese CD rate | 8.03 | 8.23 | 8.27 | 8.36 | 8.42 |
| Netherlands interbank rate | 8.42 | 8.46 | 8.44 | 8.45 | 8.40 |
| Swiss interbank rate | 8.75 | 8.55 | 8.45 | 8.13 | 8.05 |
| U.K. interbank sterling | 14.98 | 14.90 | 14.90 | 14.86 | 14.88 |
| Weighted average foreign interest rate (G-10 Countries) | 10.07 | 10.13 | 10.07 | 10.03 | 9.98 |

Chart 6. Euro-Dollar Deposit Rates

| | | | | | |
|-----------|------|------|------|------|------|
| Overnight | 8.13 | 7.89 | 7.96 | 8.00 | 8.03 |
| 7-day | 8.08 | 8.05 | 7.96 | 8.01 | 8.04 |
| 1-month | 8.05 | 8.08 | 7.96 | 8.00 | 8.08 |
| 3-month | 8.04 | 8.14 | 7.98 | 7.95 | 8.03 |
| 6-month | 8.05 | 8.24 | 8.00 | 7.98 | 8.04 |
| 1-year | 8.16 | 8.38 | 8.13 | 8.09 | 8.13 |

Chart 7. Selected Euro-dollar & U.S. Money Market Rates

| | | | | | |
|------------------------------------|-------|-------|-------|-------|-------|
| Overnight Euro-dollar deposits | 8.13 | 7.89 | 7.96 | 8.00 | 8.03 |
| U.S. federal funds | 8.30 | 8.08 | 8.25 | 8.12 | 8.18 |
| Differential | -0.17 | -0.19 | -0.29 | -0.12 | -0.15 |
| 3-month Euro-dollar deposit | 8.04 | 8.14 | 7.98 | 7.95 | 8.03 |
| U.S. 90-day CD's, secondary market | 8.04 | 8.10 | 7.97 | 7.96 | 8.00 |
| Differential | -0.00 | 0.03 | 0.01 | -0.01 | 0.03 |

Chart 8. Interest Arbitrage, 3-Month Funds

| | | | | | |
|--------------------------------------|-------|-------|-------|-------|-------|
| Euro-dollar deposit | 8.04 | 8.14 | 7.98 | 7.95 | 8.03 |
| Interbank sterling (London), covered | 8.15 | 8.27 | 8.11 | 8.08 | 8.21 |
| Differential | -0.11 | -0.13 | -0.14 | -0.13 | -0.19 |
| U.S. commercial paper | 7.93 | 8.01 | 7.88 | 7.87 | 7.91 |
| Canadian finance paper, covered | 8.18 | 8.25 | 8.22 | 8.19 | 8.11 |
| Differential | -0.26 | -0.23 | -0.34 | -0.33 | -0.19 |
| Euro-dollar deposit | 8.04 | 8.14 | 7.98 | 7.95 | 8.03 |
| Interbank DM (Frankfurt), covered | 8.02 | 8.12 | 7.89 | 7.96 | 8.03 |
| Differential | 0.02 | 0.02 | 0.08 | -0.01 | -0.01 |
| Euro-dollar deposit | 8.04 | 8.14 | 7.98 | 7.95 | 8.03 |
| Swiss interbank, covered | 8.01 | 8.06 | 7.92 | 7.81 | 8.02 |
| Differential | 0.03 | 0.08 | 0.06 | 0.14 | 0.01 |

Chart 9. Long Term Government Bond Yields

| | | | | | |
|----------------|-------|-------|-------|-------|-------|
| Canada | 11.05 | 10.83 | 10.90 | ND | ND |
| France | 10.47 | 10.81 | 10.80 | ND | ND |
| Germany | 9.00 | 9.07 | 9.08 | 9.07 | 9.10 |
| Japan | 7.88 | 8.19 | 8.31 | 8.42 | ND |
| Switzerland | 6.39 | 6.60 | 6.58 | 6.56 | 6.58 |
| United Kingdom | 11.37 | 11.33 | 11.13 | 11.06 | 11.06 |
| United States | 8.82 | 8.95 | 8.87 | 8.83 | 8.87 |

Chart 10. Stock Indices (Wednesday figures)

| | | | | | |
|----------------|--------|--------|--------|--------|--------|
| Canada | 114.74 | 111.30 | 111.08 | 109.03 | 109.16 |
| France | 115.13 | 126.18 | 122.96 | 124.76 | 119.27 |
| Germany | 100.27 | 103.50 | 101.27 | 102.06 | 94.99 |
| Japan | 146.68 | 144.53 | 140.71 | 144.71 | 136.09 |
| Netherlands | 97.75 | 97.97 | 98.40 | 100.03 | 96.77 |
| Switzerland | 120.23 | 121.66 | 120.02 | 121.43 | 116.42 |
| United Kingdom | 125.88 | 128.70 | 129.74 | 127.49 | 122.28 |
| United States | 128.07 | 130.69 | 130.80 | 130.18 | 127.85 |

Indices (in order, rebased to 1986=100) are Toronto Composite, CAC General, FAZ Aktien, Tokyo SE (Topix), CBS All-General, Swiss Bank Index, Financial Times Ordinary, NYSE Composite

FEDERAL RESERVE statistical release



H.10(512)

September 24, 1990

FOREIGN EXCHANGE RATES

FOR THE WEEK ENDING SEPTEMBER 21, 1990

The Board of Governors of the Federal Reserve System is advised that the Federal Reserve Bank of New York has certified for customs purposes the following noon buying rates in New York City for cable transfers payable in foreign currencies:

| COUNTRY | MONETARY UNIT | (CURRENCY UNITS PER DOLLAR) | | | | |
|-----------------|---------------|-----------------------------|---------|---------|---------|---------|
| | | Sep. 17 | Sep. 18 | Sep. 19 | Sep. 20 | Sep. 21 |
| *AUSTRALIA | DOLLAR | 0.8316 | 0.8335 | 0.8291 | 0.8266 | 0.8288 |
| AUSTRIA | SCHILLING | 10.955 | 10.895 | 11.035 | 11.120 | 11.095 |
| BELGIUM | FRANC | 32.000 | 31.840 | 32.270 | 32.490 | 32.410 |
| CANADA | DOLLAR | 1.1594 | 1.1575 | 1.1575 | 1.1546 | 1.1532 |
| CHINA, P.R. | YUAN | 4.7339 | 4.7399 | 4.7339 | 4.7339 | 4.7339 |
| DENMARK | KRONE | 5.9380 | 5.9070 | 5.9780 | 6.0220 | 6.0050 |
| *EURO COMMUNITY | ECU | 1.3300 | 1.3367 | 1.3299 | 1.3125 | 1.3141 |
| FINLAND | MARKKA | 3.6775 | 3.6650 | 3.7070 | 3.7450 | 3.7450 |
| FRANCE | FRANC | 5.2195 | 5.1850 | 5.2520 | 5.2900 | 5.2795 |
| GERMANY | D. MARK | 1.5580 | 1.5482 | 1.5690 | 1.5800 | 1.5778 |
| GREECE | DRACHMA | 148.00 | 154.00 | 155.00 | 155.50 | 156.00 |
| HONG KONG | DOLLAR | 7.7615 | 7.7590 | 7.7600 | 7.7600 | 7.7625 |
| INDIA | RUPEE | 17.860 | 17.830 | 17.850 | 18.000 | 18.120 |
| *IRELAND | POUND | 1.7230 | 1.7335 | 1.7100 | 1.6980 | 1.7020 |
| ITALY | LIRA | 1166.75 | 1160.50 | 1172.50 | 1178.00 | 1175.75 |
| JAPAN | YEN | 137.00 | 137.50 | 137.50 | 136.93 | 136.90 |
| MALAYSIA | RINGGIT | 2.6970 | 2.6975 | 2.6980 | 2.6995 | 2.7030 |
| NETHERLANDS | GUILDER | 1.7567 | 1.7448 | 1.7678 | 1.7815 | 1.7789 |
| *NEW ZEALAND | DOLLAR | 0.6230 | 0.6250 | 0.6225 | 0.6190 | 0.6130 |
| NORWAY | KRONE | 6.0280 | 6.0025 | 6.0640 | 6.1080 | 6.1000 |
| PORTUGAL | ESCUDO | 138.05 | 137.35 | 138.90 | 140.15 | 139.95 |
| SINGAPORE | DOLLAR | 1.7655 | 1.7660 | 1.7655 | 1.7665 | 1.7695 |
| SOUTH AFRICA | RAND | 2.5635 | 2.5530 | 2.5725 | 2.5875 | 2.5820 |
| SOUTH KOREA | WON | 719.30 | 719.30 | 718.40 | 717.90 | 718.00 |
| SPAIN | PESETA | 98.08 | 97.50 | 98.47 | 98.88 | 98.48 |
| SRI LANKA | RUPEE | 39.948 | 39.958 | 39.958 | 39.968 | 39.970 |
| SWEDEN | KRONA | 5.7200 | 5.6980 | 5.7595 | 5.7880 | 5.7850 |
| SWITZERLAND | FRANC | 1.2870 | 1.2825 | 1.3060 | 1.3200 | 1.3222 |
| TAIWAN | DOLLAR | 27.298 | 27.299 | 27.292 | 27.297 | 27.293 |
| THAILAND | BAHT | 25.320 | 25.320 | 25.360 | 25.350 | 25.360 |
| *UNITED KINGDOM | POUND | 1.9025 | 1.9180 | 1.8847 | 1.8683 | 1.8460 |
| MEMO: | | | | | | |
| **UNITED STATES | DOLLAR | 85.42 | 85.04 | 85.94 | 86.35 | 86.38 |

*VALUE IS U.S. DOLLARS

**INDEX OF WEIGHTED AVERAGE EXCHANGE VALUE OF U.S. DOLLAR AGAINST CURRENCIES OF OTHER G-10 COUNTRIES. MARCH 1973 = 100. WEIGHTS ARE 1972-76 GLOBAL TRADE OF EACH OF THE 10 COUNTRIES. SERIES REVISED AS OF AUGUST 1978. FOR DESCRIPTION AND BACK DATA, SEE "INDEX OF THE WEIGHTED-AVERAGE EXCHANGE VALUE OF THE U.S. DOLLAR: REVISION" ON PAGE 700 OF THE AUGUST 1978 FEDERAL RESERVE BULLETIN.

THIS RELEASE IS NOW AVAILABLE THROUGH THE FACILITIES OF THE DEPARTMENT OF COMMERCE'S ECONOMIC BULLETIN BOARD. FOR INFORMATION, CALL (202) 377-1986.