

Selected Interest & Exchange Rates

Weekly Series of Charts

July 2, 1990

**Prepared by the
FINANCIAL MARKETS
SECTION**

**New Series: JAPANESE
3-MONTH CD RATE**

**Revised Series: WEIGHTED
AVERAGE INTEREST RATE**

**DIVISION OF
INTERNATIONAL FINANCE**

**BOARD OF GOVERNORS
FEDERAL RESERVE SYSTEM
Washington, D.C. 20551**

Table of Contents

TABLES

1. LATEST FIGURES PLOTTED
2. DAILY CERTIFIED SPOT EXCHANGE RATES—
H.10 RELEASE

CHARTS

1. SPOT EXCHANGE RATE INDICES
2. 3-MONTH FORWARD EXCHANGE RATES
3. GOLD PRICE—LONDON
4. CALL MONEY RATES
5. 3-MONTH INTEREST RATES
6. EURO-DOLLAR DEPOSIT RATES
7. SELECTED EURO-DOLLAR AND U.S. MONEY MARKET RATES
8. INTEREST ARBITRAGE: 3-MONTH FUNDS
9. LONG-TERM GOVERNMENT BOND YIELDS
10. INDUSTRIAL STOCK INDICES

SUBSCRIPTION RATES:

Weekly \$24.00 per year or \$.60 each in the United States, its possessions, Canada, and Mexico; 10 or more of the same issue to one address, \$22.50 per year or \$.55 each. Elsewhere, \$30.00 per year or \$.70 each. Address requests to Publications Services, Division of Administrative Services, and make payment remittance payable to the order of the Board of Governors of the Federal Reserve System in a form collectible at par in U.S. Currency.

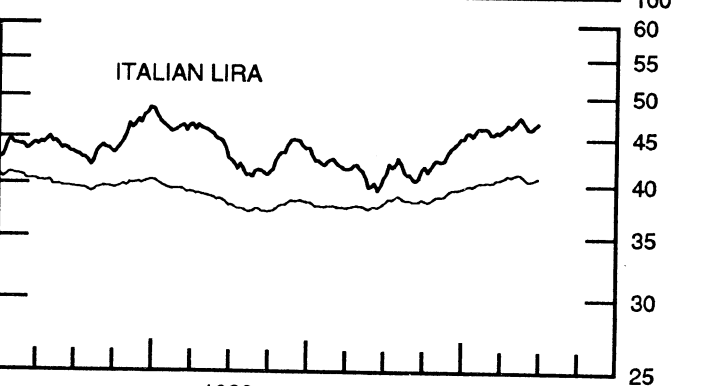
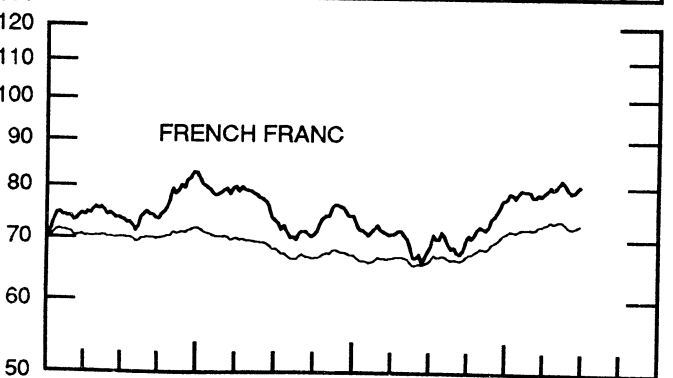
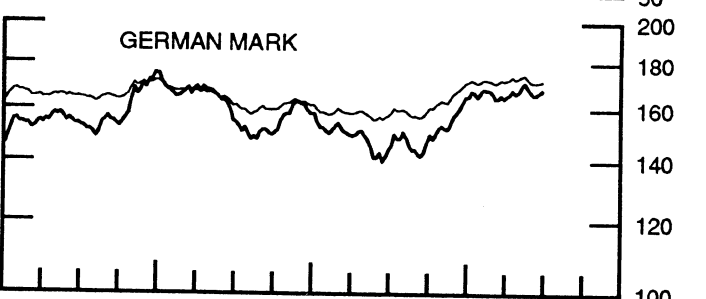
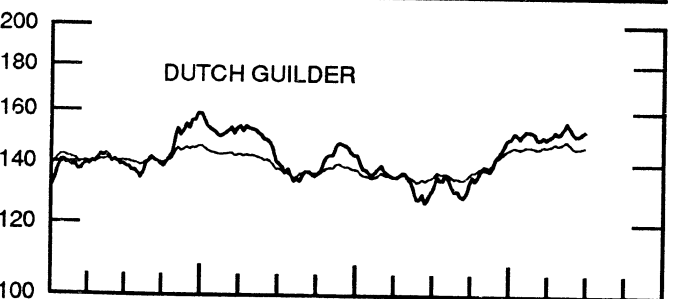
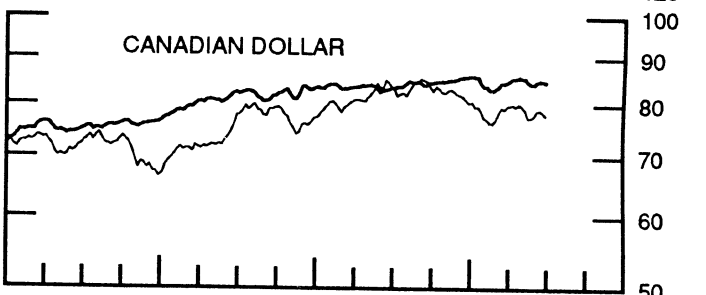
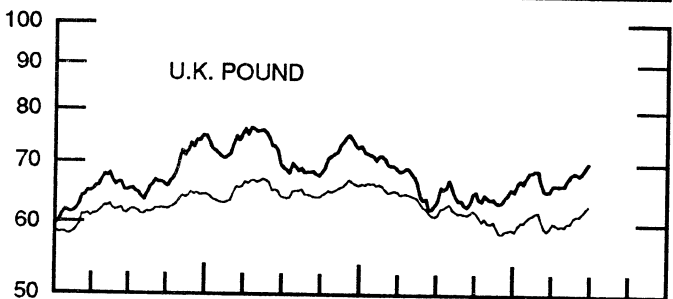
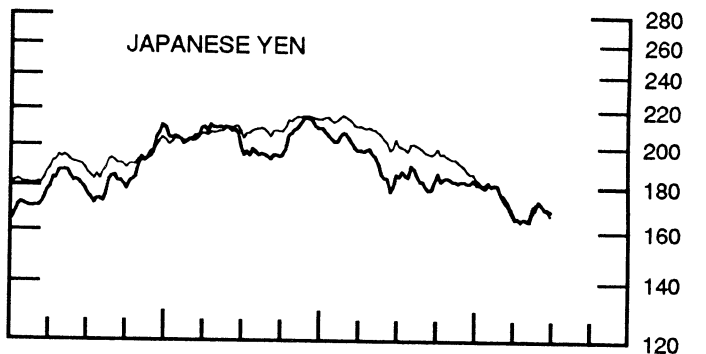
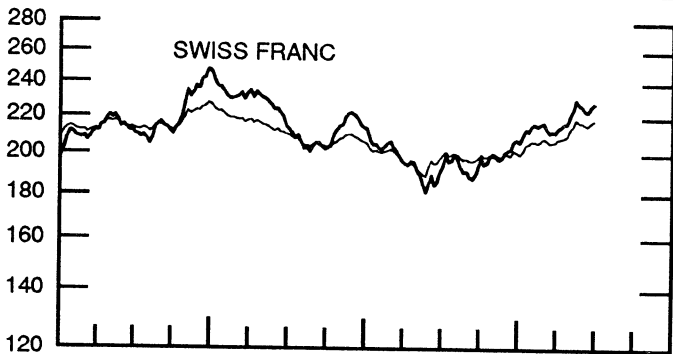
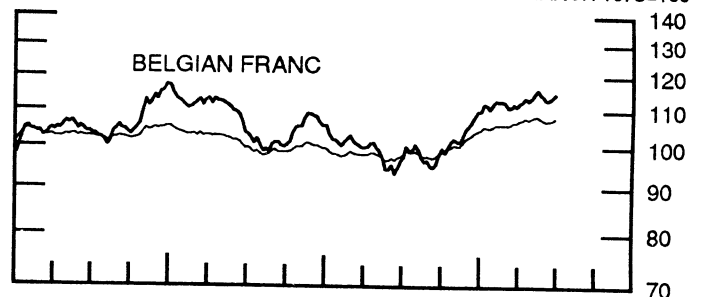
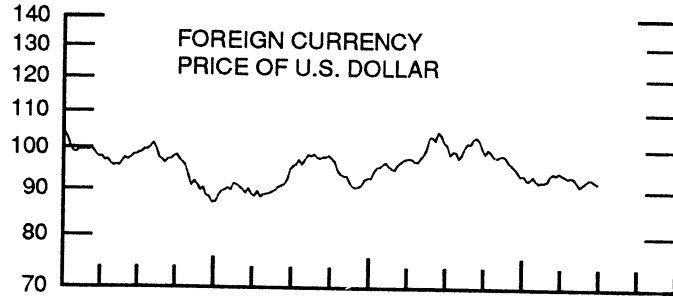
CHART 1

SPOT EXCHANGE INDICES

DOLLAR PRICES OF FOREIGN CURRENCIES AND WEIGHTED AVERAGE VALUES (THIN LINE)
AVERAGES FOR WEEK ENDING WEDNESDAY

RATIO SCALE
MARCH 1973=100

RATIO SCALE
MARCH 1973=100



1988

1990

1988

1990

CHART 2

3-MONTH FORWARD EXCHANGE RATES

PREMIUM (+) OR (-)
AVERAGES FOR WEEK ENDING WEDNESDAY

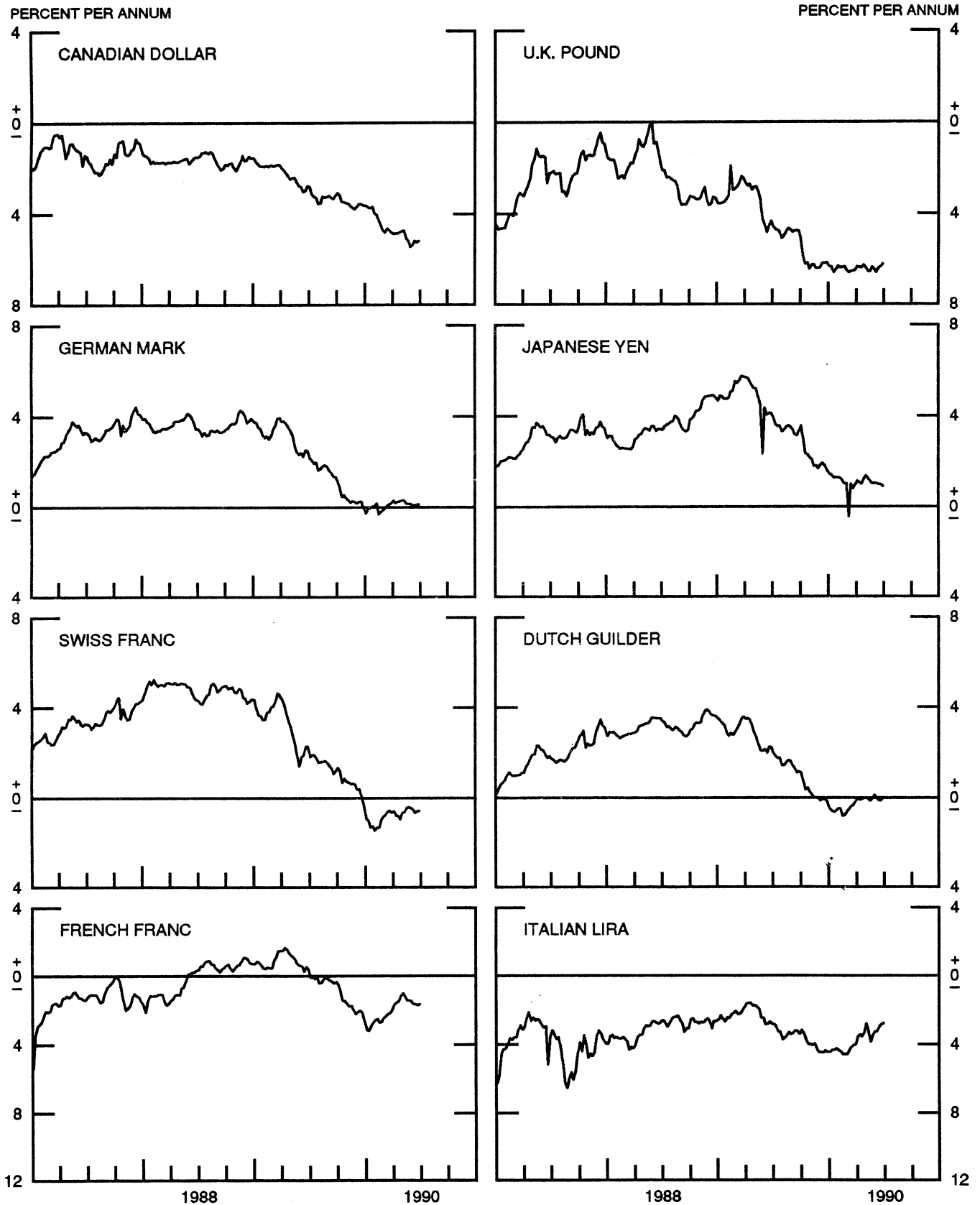


CHART 3

PRICE OF GOLD IN LONDON
AVERAGES FOR WEEK ENDING WEDNESDAY

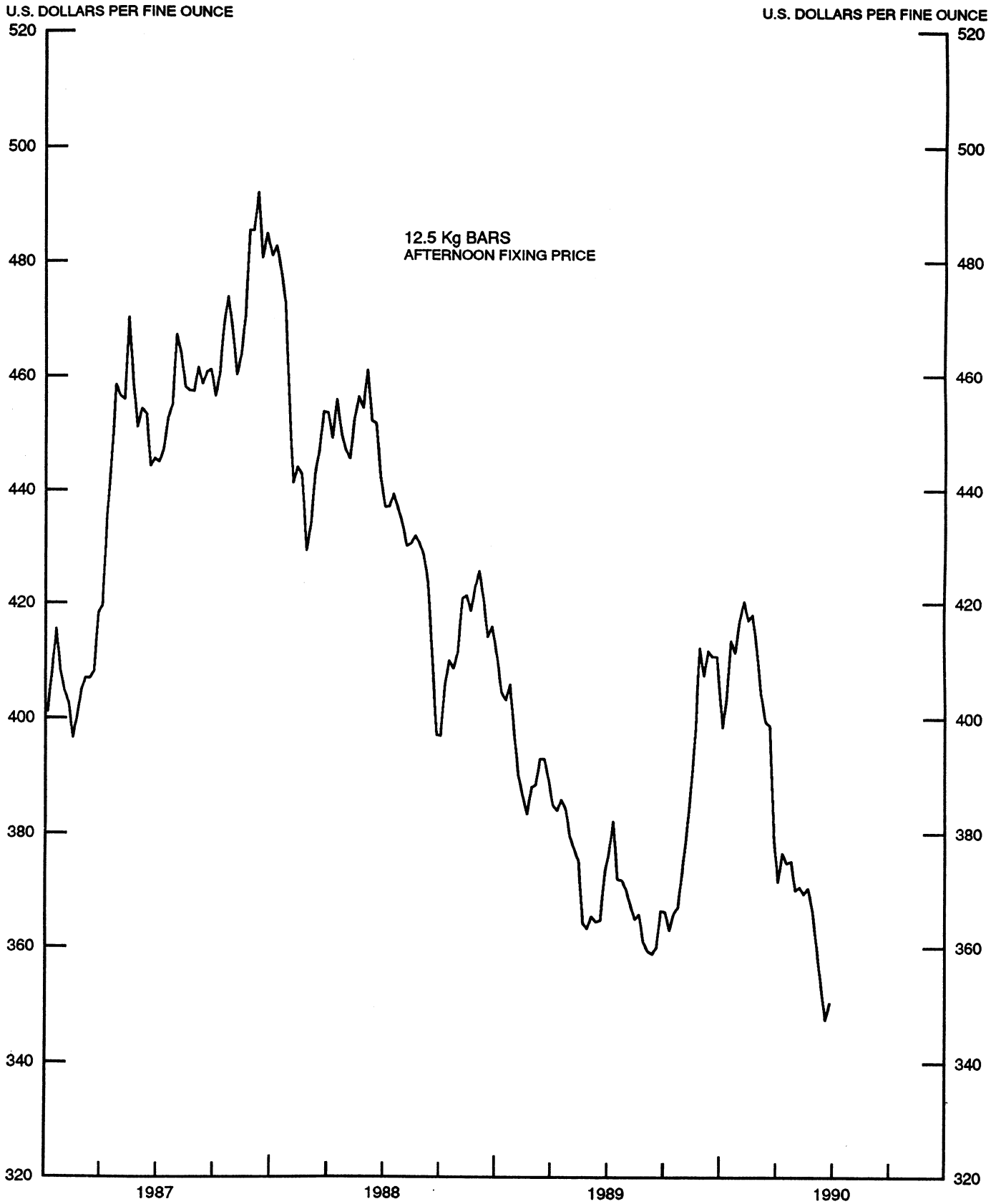


CHART 4
CALL MONEY RATES
WEEKLY SERIES

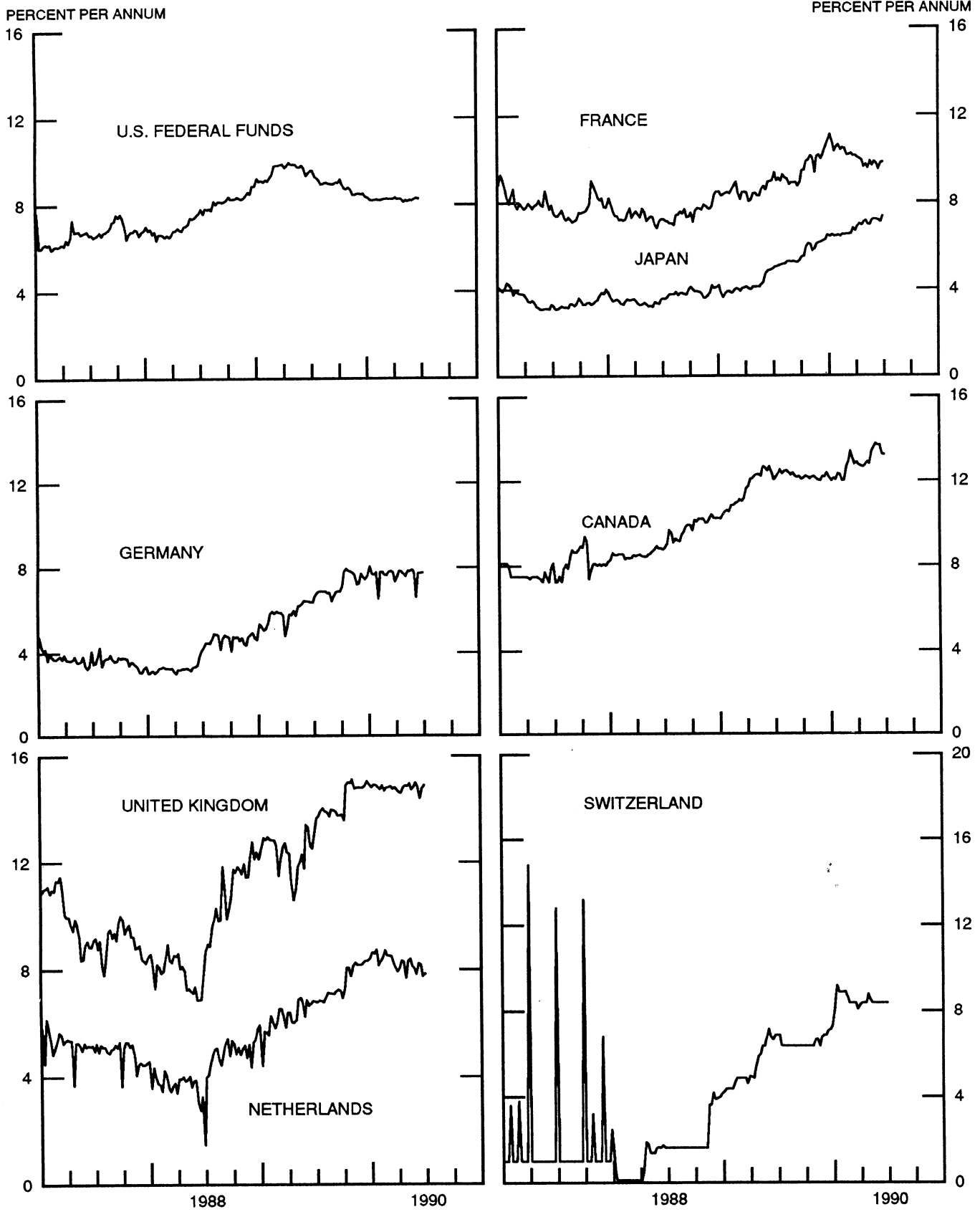


CHART 5
3-MONTH INTEREST RATES
 WEEKLY SERIES

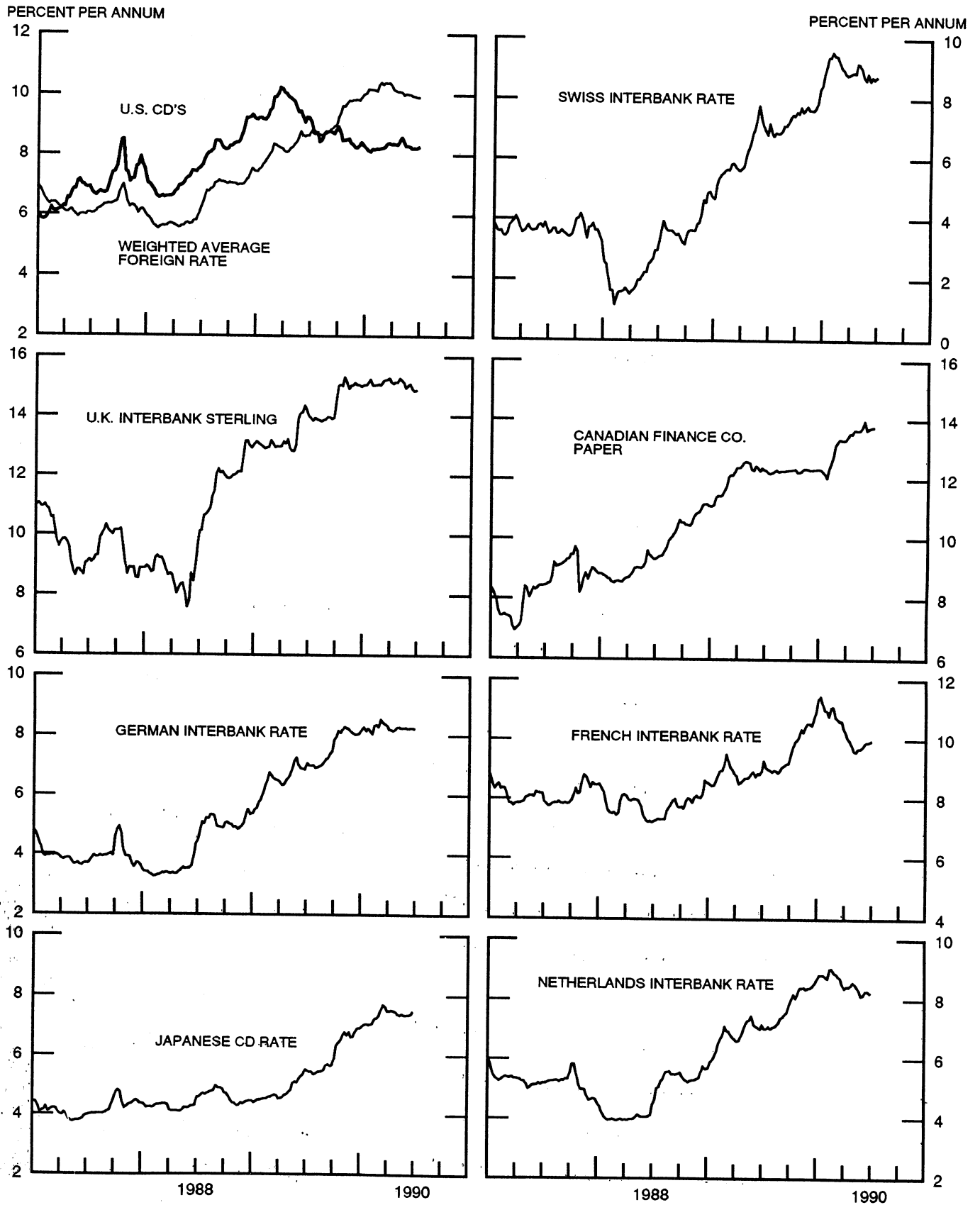


CHART 6

EURO-DOLLAR DEPOSIT RATES LONDON

AVERAGES FOR WEEK ENDING WEDNESDAY

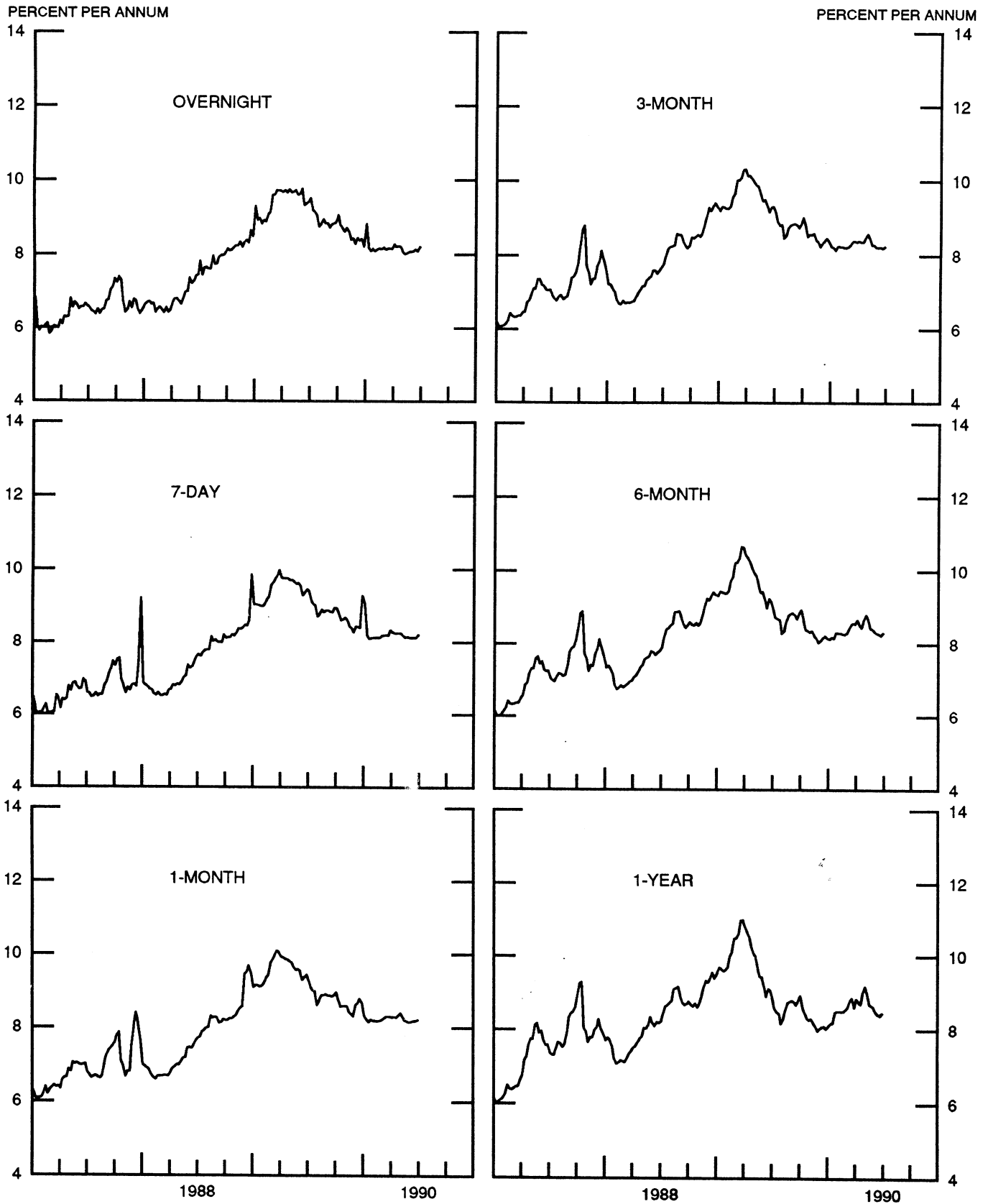
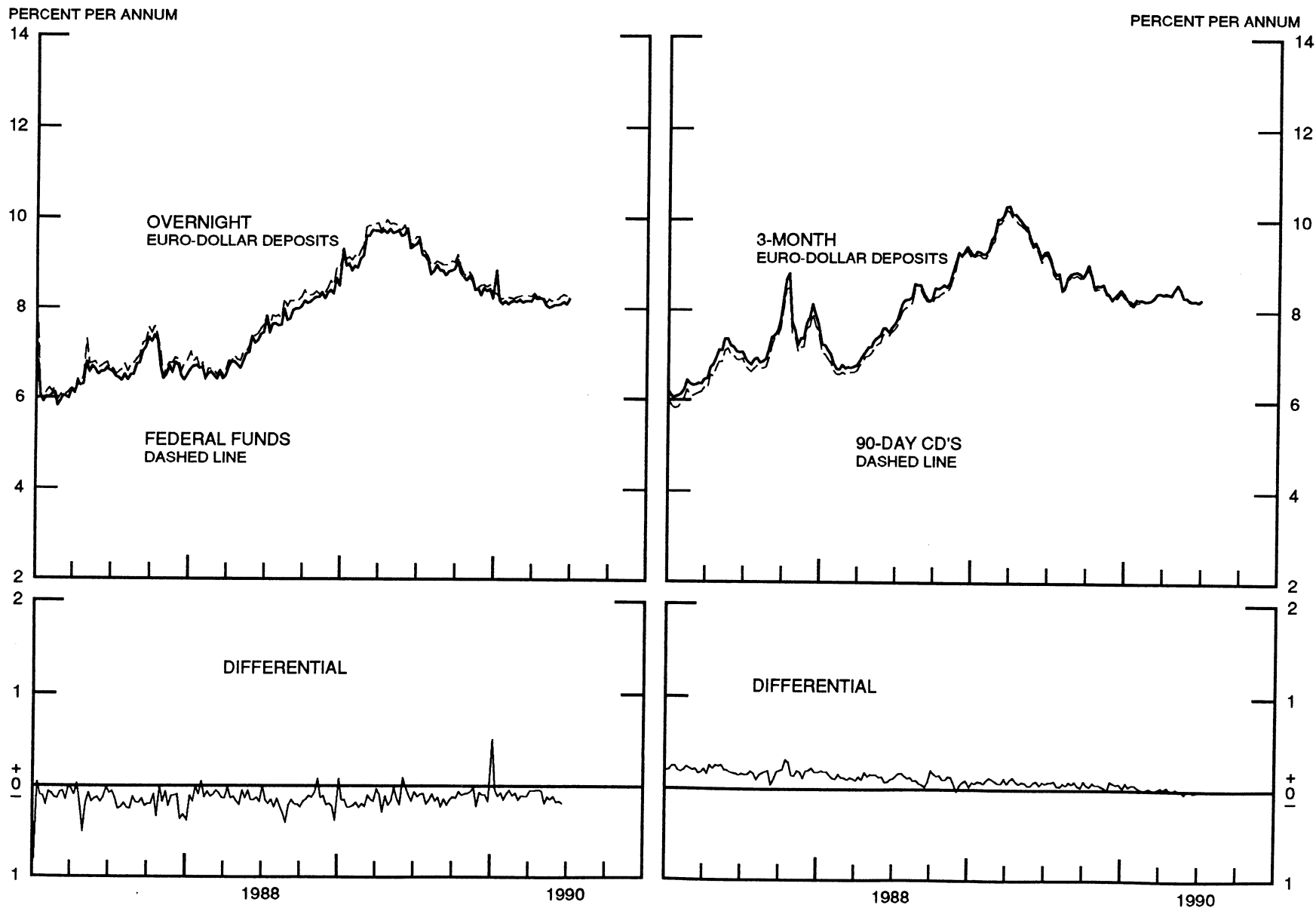


CHART 7

SELECTED EURO-DOLLAR AND U.S. MONEY MARKET RATES

DIFFERENTIAL: PLUS(+), FAVORS BORROWING IN U.S.

AVERAGES FOR WEEK ENDING WEDNESDAY



INTEREST ARBITRAGE: 3-MONTH FUNDS

DIFFERENTIAL: PLUS(+), INDICATES FAVOR DOLLAR ASSETS
AVERAGES FOR WEEK ENDING WEDNESDAY

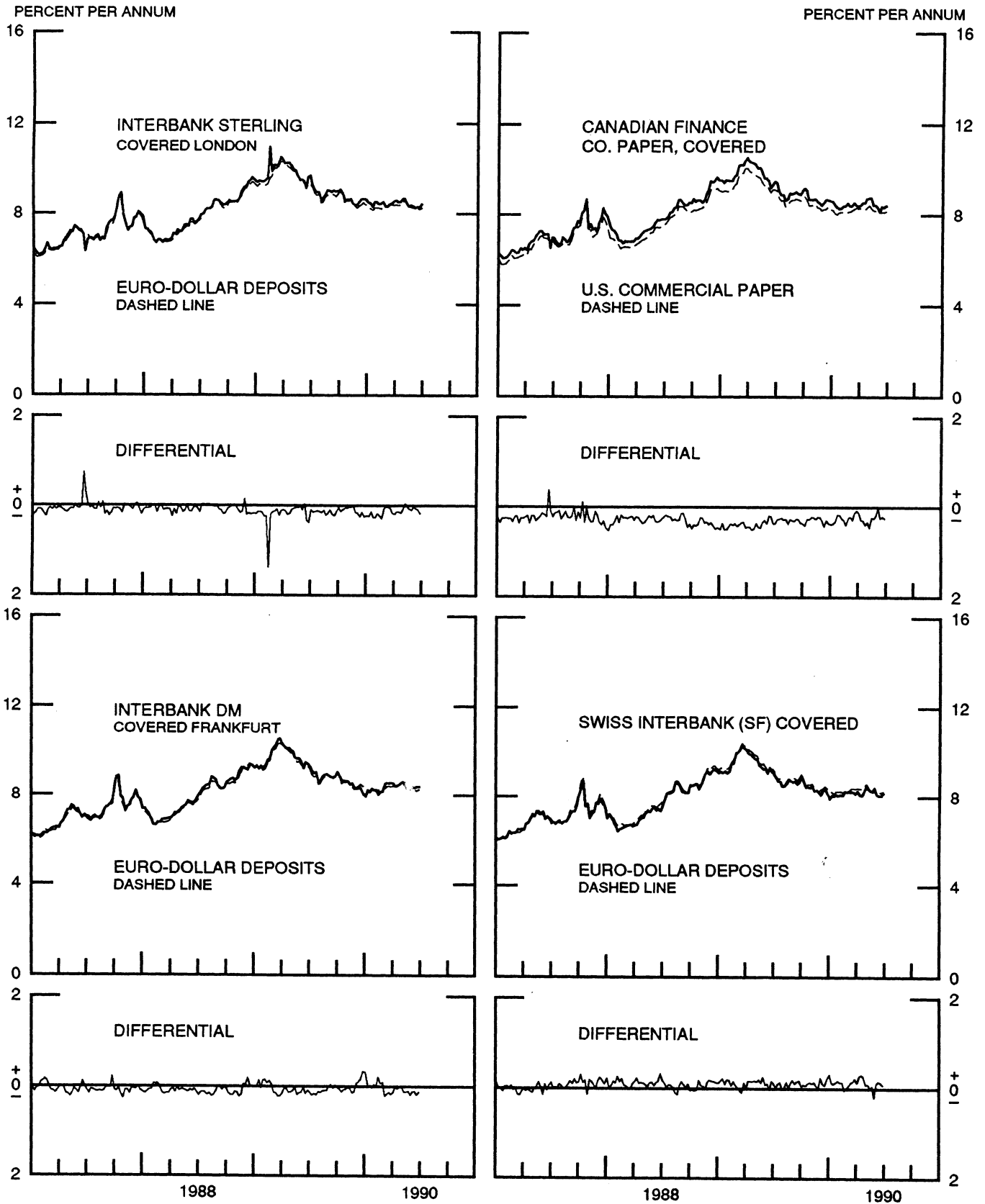
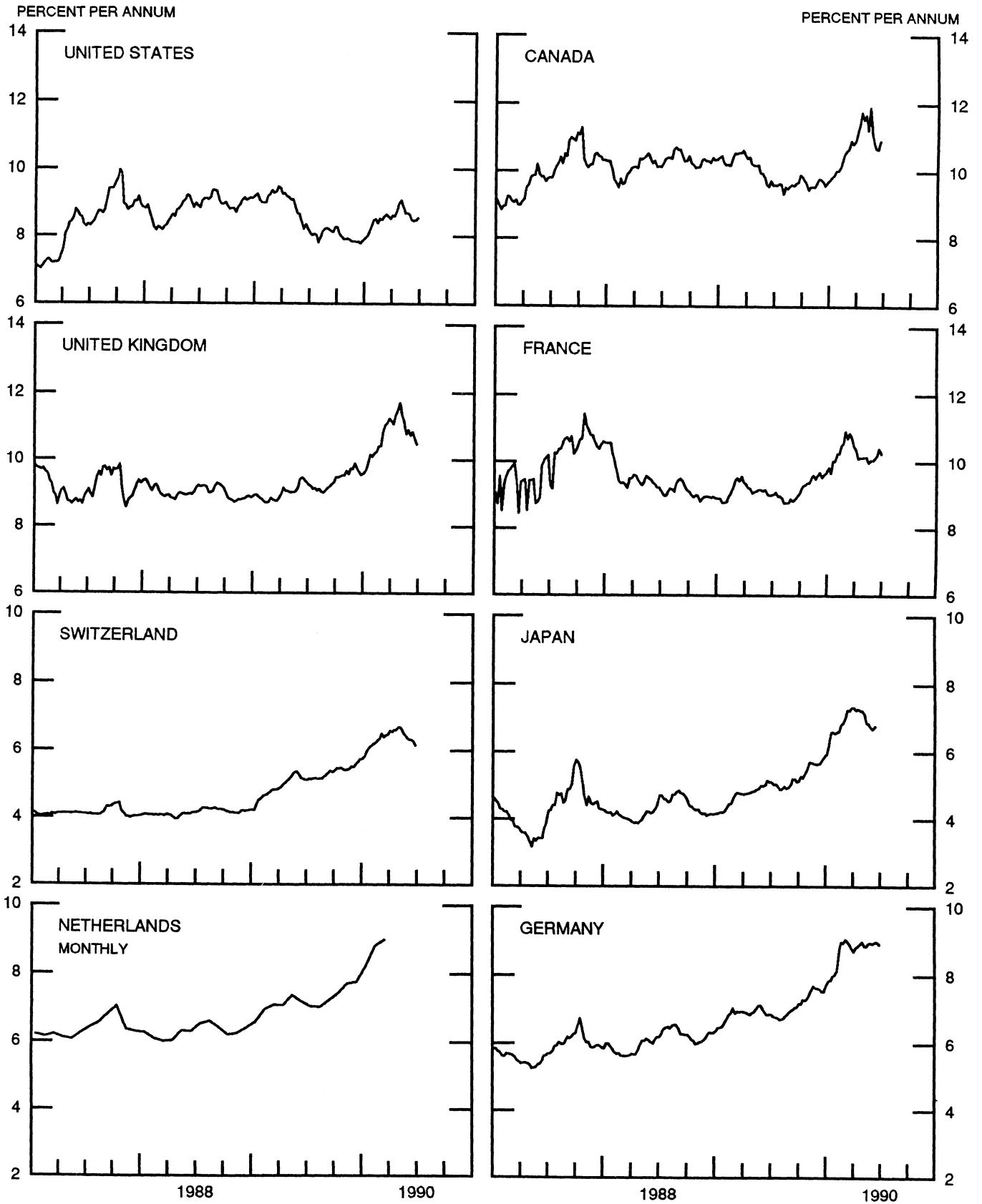


CHART 9

LONG-TERM GOVERNMENT BOND YIELDS

WEEKLY SERIES

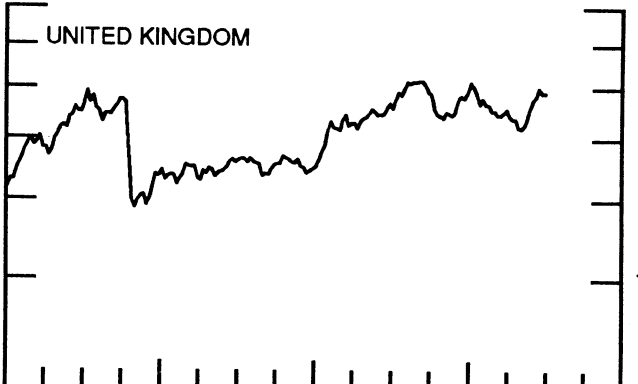
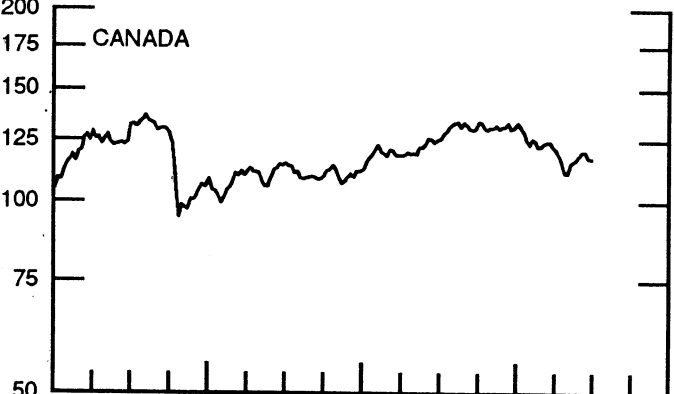
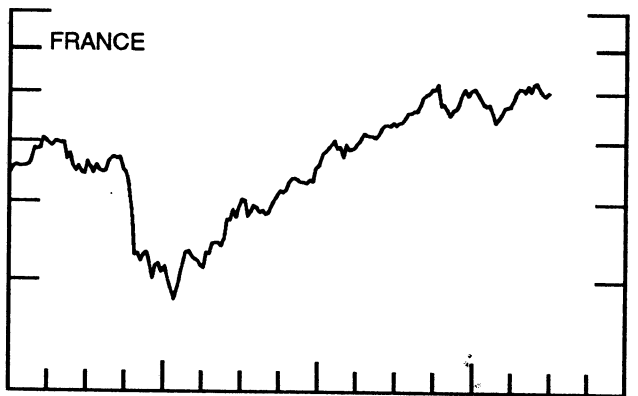
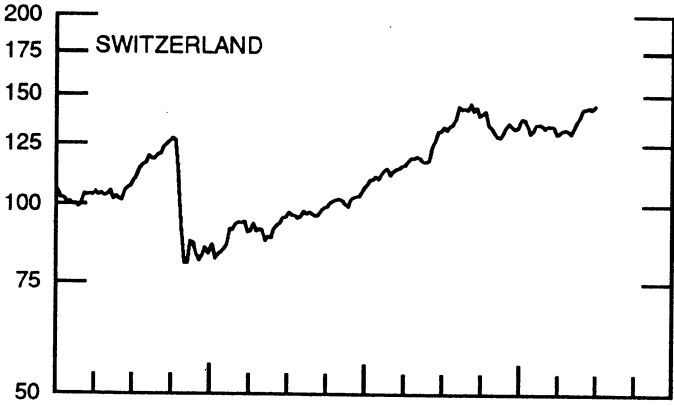
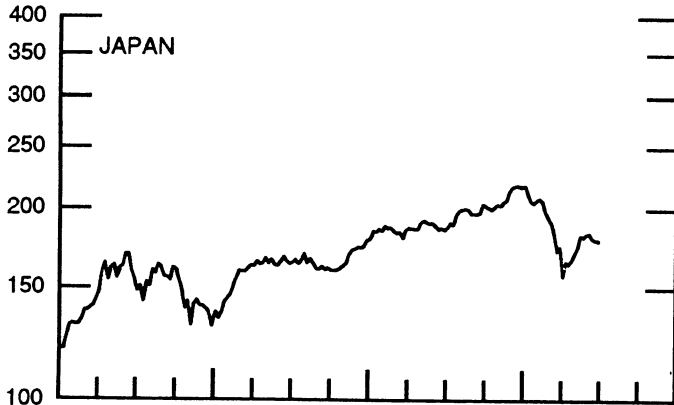
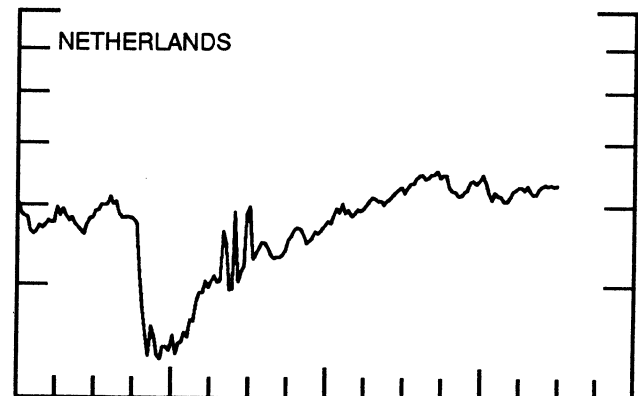
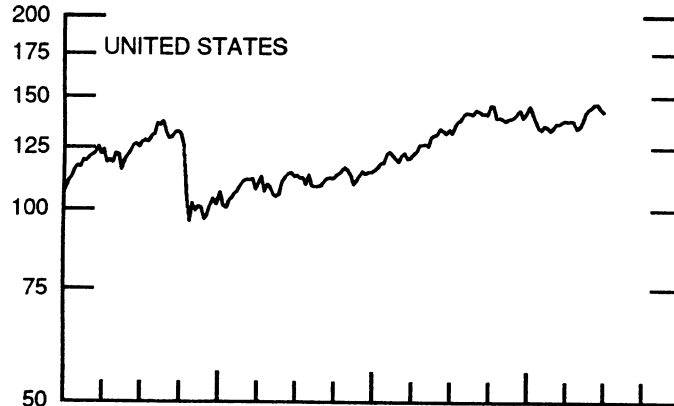


STOCK INDICES

WEEKLY SERIES

RATIO SCALE
1986=100

RATIO SCALE
1986=100



1988

1990

1988

1990

SERIES

30-May-90 6-Jun-90 13-Jun-90 20-Jun-90 27-Jun-90

Chart 1. Spot Exchange Rates and Indices

Noon buying rates (U.S. cents, weekly averages)

Belgian franc	2.8944	2.8691	2.8722	2.8893	2.9114
Canadian dollar	84.578	85.147	85.352	85.300	85.032
French franc	17.687	17.517	17.548	17.677	17.796
German mark	59.572	59.068	59.067	59.428	59.750
Italian lira	0.08106	0.08029	0.08040	0.08101	0.08154
Japanese yen	0.66288	0.65719	0.64953	0.64967	0.64561
Netherlands guilder	52.929	52.454	52.494	52.799	53.091
Swiss franc	70.470	69.704	69.478	70.326	70.930
U.K. pound	169.16	168.13	169.37	171.34	173.34

Indices, March 1973 base rates = 100

Belgian franc	114.05	113.06	113.18	113.85	114.72
Canadian dollar	84.30	84.86	85.07	85.02	84.75
French franc	79.70	78.94	79.07	79.66	80.19
German mark	167.58	166.16	166.16	167.18	168.08
Italian lira	46.53	46.09	46.15	46.50	46.80
Japanese yen	173.56	172.07	170.07	170.11	169.04
Netherlands guilder	151.95	150.58	150.70	151.58	152.41
Swiss franc	226.71	224.25	223.52	226.25	228.19
U.K. pound	68.42	68.00	68.50	69.30	70.11

Weighted average exchange value indices, Mar. 1973=100

Belgian franc	107.47	107.11	107.25	107.40	107.88
Canadian dollar	77.69	78.72	78.94	78.50	77.95
French franc	72.35	72.02	72.17	72.40	72.67
German mark	171.88	171.29	171.31	171.63	172.04
Italian lira	40.53	40.36	40.42	40.56	40.69
Japanese yen	172.70	172.11	169.89	169.07	167.25
Netherlands guilder	146.16	145.63	145.77	145.96	146.30
Swedish krona	67.48	67.45	67.40	67.43	67.56
Swiss franc	217.44	216.26	215.56	217.25	218.41
U.K. pound	61.32	61.29	61.80	62.28	62.85
U.S. dollar	92.25	92.91	92.92	92.39	91.99

Chart 2. 3-Month Forward Exchange Rates, Premium or Discount

Canadian dollar	-5.44	-5.37	-5.17	-5.24	-5.18
French franc	-1.47	-1.64	-1.65	-1.70	-1.65
German mark	0.15	0.10	0.08	0.12	0.13
Italian lira	-3.28	-3.25	-2.99	-2.84	-2.79
Japanese yen	1.04	1.03	0.99	0.98	0.91
Netherlands guilder	0.14	-0.01	-0.12	-0.14	-0.01
Swiss franc	-0.44	-0.51	-0.66	-0.59	-0.57
U.K. pound	-6.46	-6.60	-6.40	-6.34	-6.24

Chart 3. Gold Price in London, Afternoon Fixing

U.S. dollars per fine ounce	366.78	360.23	353.45	347.51	350.31
-----------------------------	--------	--------	--------	--------	--------

Chart 4. Call Money Rates

U.S. federal funds	8.19	8.26	8.30	8.28	8.28
Overnight Euro-dollar deposits	8.08	8.09	8.14	8.09	8.20
Canada	13.75	13.68	13.68	13.25	13.23
France	9.84	9.75	9.51	9.78	9.81
Germany	7.81	6.60	7.73	7.74	7.76
Japan	7.20	7.19	7.15	7.07	7.33
Netherlands	7.83	8.24	8.19	7.75	7.84
Switzerland	8.38	8.38	8.38	8.38	8.38
United Kingdom	15.00	14.83	14.40	14.75	14.89

SERIES

30-May-90 6-Jun-90 13-Jun-90 20-Jun-90 27-Jun-90

Chart 5. 3-Month Interest Rates

U.S. 90-day CD's, secondary market	8.27	8.22	8.23	8.22	8.26
Canadian finance paper	13.98	13.68	13.73	13.76	13.77
French interbank rate	9.75	9.86	9.93	9.93	9.96
German interbank rate	8.28	8.24	8.25	8.26	8.24
Japanese CD rate	7.36	7.36	7.37	7.38	7.46
Netherlands interbank rate	8.14	8.18	8.31	8.30	8.24
Swiss interbank rate	8.88	8.63	8.75	8.68	8.75
U.K. interbank sterling	15.05	15.11	14.94	14.87	14.89
Weighted average foreign interest rate (G-10 Countries)	10.00	9.97	9.95	9.92	9.92

Chart 6. Euro-Dollar Deposit Rates

Overnight	8.08	8.09	8.14	8.09	8.20
7-day	8.13	8.13	8.13	8.13	8.20
1-month	8.15	8.16	8.19	8.19	8.21
3-month	8.24	8.23	8.24	8.20	8.25
6-month	8.36	8.31	8.29	8.25	8.31
1-year	8.63	8.50	8.44	8.40	8.46

Chart 7. Selected Euro-dollar & U.S. Money Market Rates

Overnight Euro-dollar deposits	8.08	8.09	8.14	8.09	8.20
U.S. federal funds	8.19	8.26	8.30	8.28	8.28
Differential	-0.11	-0.17	-0.17	-0.19	-0.08
3-month Euro-dollar deposit	8.24	8.23	8.24	8.20	8.25
U.S. 90-day CD's, secondary market	8.27	8.22	8.23	8.22	8.26
Differential	-0.03	0.01	0.01	-0.02	-0.01

Chart 8. Interest Arbitrage, 3-Month Funds

Euro-dollar deposit	8.24	8.23	8.24	8.20	8.25
Interbank sterling (London), covered	8.34	8.25	8.31	8.29	8.42
Differential	-0.10	-0.03	-0.07	-0.09	-0.17
U.S. commercial paper	8.17	8.12	8.13	8.13	8.16
Canadian finance paper, covered	8.36	8.13	8.38	8.34	8.41
Differential	-0.19	-0.01	-0.25	-0.21	-0.25
Euro-dollar deposit	8.24	8.23	8.24	8.20	8.25
Interbank DM (Frankfurt), covered	8.43	8.34	8.34	8.38	8.37
Differential	-0.19	-0.11	-0.10	-0.18	-0.12
Euro-dollar deposit	8.24	8.23	8.24	8.20	8.25
Swiss interbank, covered	8.43	8.11	8.08	8.07	8.17
Differential	-0.19	0.12	0.16	0.13	0.08

Chart 9. Long Term Government Bond Yields

Canada	10.86	10.69	10.68	10.92	ND
France	10.06	10.12	10.22	10.42	10.27
Germany	8.97	8.94	8.99	9.00	8.93
Japan	6.75	6.70	6.78	ND	ND
Switzerland	6.38	6.32	6.32	6.28	6.16
United Kingdom	10.90	10.73	10.83	10.63	10.47
United States	8.65	8.48	8.46	8.48	8.54

Chart 10. Stock Indices (Wednesday figures)

Canada	118.82	120.37	120.16	117.65	117.28
France	155.52	151.94	149.53	148.53	150.33
Germany	116.92	117.86	113.78	117.12	119.37
Japan	182.77	183.22	179.85	178.97	178.64
Netherlands	108.11	107.56	108.00	107.51	107.73
Switzerland	143.11	143.18	143.90	142.95	144.62
United Kingdom	144.10	145.94	149.98	147.67	147.61
United States	144.64	146.40	146.29	143.97	142.52

Indices (in order, rebased to 1986=100) are Toronto Composite, CAC General, FAZ Aktien, Tokyo SE (Topix), CBS All-General, Swiss Bank Index, Financial Times Ordinary, NYSE Composite

JAPANESE 3-MONTH CDs -- STATEMENT WEEK AVERAGE-- SOURCE: BANK OF JAPAN
 Japanese CD rates are not available prior to June 18, 1984.

20-Jun-84	6.48	4-Dec-85	7.59	20-May-87	3.76	2-Nov-88	4.39	18-Apr-90	7.52
27-Jun-84	6.47	11-Dec-85	7.59	27-May-87	3.79	9-Nov-88	4.37	25-Apr-90	7.50
4-Jul-84	6.46	18-Dec-85	7.50	3-Jun-87	3.81	16-Nov-88	4.30	2-May-90	7.47
11-Jul-84	6.44	25-Dec-85	6.85	10-Jun-87	3.80	23-Nov-88	4.31	9-May-90	7.39
18-Jul-84	6.44	1-Jan-86	6.79	17-Jun-87	3.82	30-Nov-88	4.40	16-May-90	7.36
25-Jul-84	6.46	8-Jan-86	6.68	24-Jun-87	3.86	7-Dec-88	4.36	23-May-90	7.40
1-Aug-84	6.47	15-Jan-86	6.59	1-Jul-87	3.95	14-Dec-88	4.41	30-May-90	7.36
8-Aug-84	6.46	22-Jan-86	6.62	8-Jul-87	3.98	21-Dec-88	4.44	6-Jun-90	7.36
15-Aug-84	6.45	29-Jan-86	6.19	15-Jul-87	4.00	28-Dec-88	4.46	13-Jun-90	7.37
22-Aug-84	6.44	5-Feb-86	5.95	22-Jul-87	4.02	4-Jan-89	4.46	20-Jun-90	7.38
29-Aug-84	6.44	12-Feb-86	5.96	29-Jul-87	4.03	11-Jan-89	4.40	27-Jun-90	7.46
5-Sep-84	6.45	19-Feb-86	5.94	5-Aug-87	4.02	18-Jan-89	4.45		
12-Sep-84	6.46	26-Feb-86	5.91	12-Aug-87	4.04	25-Jan-89	4.50		
19-Sep-84	6.46	5-Mar-86	5.82	19-Aug-87	4.04	1-Feb-89	4.50		
26-Sep-84	6.46	12-Mar-86	5.34	26-Aug-87	4.04	8-Feb-89	4.52		
3-Oct-84	6.43	19-Mar-86	5.40	2-Sep-87	4.04	15-Feb-89	4.54		
10-Oct-84	6.42	26-Mar-86	5.37	9-Sep-87	4.07	22-Feb-89	4.54		
17-Oct-84	6.40	2-Apr-86	5.18	16-Sep-87	4.11	1-Mar-89	4.59		
24-Oct-84	6.39	9-Apr-86	4.98	23-Sep-87	4.15	8-Mar-89	4.60		
31-Oct-84	6.39	16-Apr-86	4.79	30-Sep-87	4.36	15-Mar-89	4.64		
7-Nov-84	6.38	23-Apr-86	4.61	7-Oct-87	4.55	22-Mar-89	4.67		
14-Nov-84	6.38	30-Apr-86	4.62	14-Oct-87	4.76	29-Mar-89	4.65		
21-Nov-84	6.40	7-May-86	4.64	21-Oct-87	4.82	5-Apr-89	4.54		
28-Nov-84	6.42	14-May-86	4.64	28-Oct-87	4.74	12-Apr-89	4.56		
5-Dec-84	6.43	21-May-86	4.72	4-Nov-87	4.41	19-Apr-89	4.59		
12-Dec-84	6.43	28-May-86	4.77	11-Nov-87	4.22	26-Apr-89	4.67		
19-Dec-84	6.42	4-Jun-86	4.70	18-Nov-87	4.26	3-May-89	4.69		
26-Dec-84	6.40	11-Jun-86	4.70	25-Nov-87	4.33	10-May-89	4.77		
2-Jan-85	6.38	18-Jun-86	4.70	2-Dec-87	4.36	17-May-89	4.83		
9-Jan-85	6.37	25-Jun-86	4.70	9-Dec-87	4.39	24-May-89	5.07		
16-Jan-85	6.37	2-Jul-86	4.67	16-Dec-87	4.47	31-May-89	5.12		
23-Jan-85	6.39	9-Jul-86	4.63	23-Dec-87	4.47	7-Jun-89	5.09		
30-Jan-85	6.42	16-Jul-86	4.61	30-Dec-87	4.38	14-Jun-89	5.22		
6-Feb-85	6.42	23-Jul-86	4.63	6-Jan-88	4.36	21-Jun-89	5.31		
13-Feb-85	6.45	30-Jul-86	4.70	13-Jan-88	4.33	28-Jun-89	5.37		
20-Feb-85	6.47	6-Aug-86	4.71	20-Jan-88	4.23	5-Jul-89	5.53		
27-Feb-85	6.49	13-Aug-86	4.75	27-Jan-88	4.25	12-Jul-89	5.49		
6-Mar-85	6.50	20-Aug-86	4.75	3-Feb-88	4.25	19-Jul-89	5.45		
13-Mar-85	6.49	27-Aug-86	4.73	10-Feb-88	4.23	26-Jul-89	5.46		
20-Mar-85	6.49	3-Sep-86	4.72	17-Feb-88	4.28	2-Aug-89	5.37		
27-Mar-85	6.48	10-Sep-86	4.72	24-Feb-88	4.33	9-Aug-89	5.40		
3-Apr-85	6.42	17-Sep-86	4.76	2-Mar-88	4.33	16-Aug-89	5.46		
10-Apr-85	6.38	24-Sep-86	4.86	9-Mar-88	4.34	23-Aug-89	5.46		
17-Apr-85	6.35	1-Oct-86	4.86	16-Mar-88	4.35	30-Aug-89	5.48		
24-Apr-85	6.34	8-Oct-86	4.87	23-Mar-88	4.35	6-Sep-89	5.53		
1-May-85	6.33	15-Oct-86	4.93	30-Mar-88	4.32	13-Sep-89	5.68		
8-May-85	6.33	22-Oct-86	4.92	6-Apr-88	4.14	20-Sep-89	5.71		
15-May-85	6.35	29-Oct-86	4.92	13-Apr-88	4.11	27-Sep-89	5.65		
22-May-85	6.37	5-Nov-86	4.48	20-Apr-88	4.11	4-Oct-89	5.70		
29-May-85	6.36	12-Nov-86	4.54	27-Apr-88	4.11	11-Oct-89	5.92		
5-Jun-85	6.35	19-Nov-86	4.59	4-May-88	4.10	18-Oct-89	6.34		
12-Jun-85	6.34	26-Nov-86	4.59	11-May-88	4.09	25-Oct-89	6.45		
19-Jun-85	6.33	3-Dec-86	4.54	18-May-88	4.14	1-Nov-89	6.51		
26-Jun-85	6.32	10-Dec-86	4.47	25-May-88	4.23	8-Nov-89	6.70		
3-Jul-85	6.31	17-Dec-86	4.48	1-Jun-88	4.22	15-Nov-89	6.79		
10-Jul-85	6.31	24-Dec-86	4.48	8-Jun-88	4.22	22-Nov-89	6.68		
17-Jul-85	6.32	31-Dec-86	4.44	15-Jun-88	4.27	29-Nov-89	6.80		
24-Jul-85	6.34	7-Jan-87	4.42	22-Jun-88	4.28	6-Dec-89	6.63		
31-Jul-85	6.35	14-Jan-87	4.41	29-Jun-88	4.31	13-Dec-89	6.65		
7-Aug-85	6.36	21-Jan-87	4.27	6-Jul-88	4.58	20-Dec-89	6.80		
14-Aug-85	6.37	28-Jan-87	4.07	13-Jul-88	4.58	27-Dec-89	6.92		
21-Aug-85	6.37	4-Feb-87	4.12	20-Jul-88	4.66	3-Jan-90	6.93		
28-Aug-85	6.38	11-Feb-87	4.14	27-Jul-88	4.70	10-Jan-90	6.99		
4-Sep-85	6.38	18-Feb-87	4.26	3-Aug-88	4.67	17-Jan-90	7.05		
11-Sep-85	6.39	25-Feb-87	4.10	10-Aug-88	4.72	24-Jan-90	7.07		
18-Sep-85	6.39	4-Mar-87	4.14	17-Aug-88	4.75	31-Jan-90	7.04		
25-Sep-85	6.40	11-Mar-87	4.20	24-Aug-88	4.78	7-Feb-90	7.05		
2-Oct-85	6.38	18-Mar-87	4.20	31-Aug-88	4.80	14-Feb-90	7.09		
9-Oct-85	6.38	25-Mar-87	4.19	7-Sep-88	4.96	21-Feb-90	7.25		
16-Oct-85	6.38	1-Apr-87	4.06	14-Sep-88	4.89	28-Feb-90	7.27		
23-Oct-85	6.40	8-Apr-87	4.00	21-Sep-88	4.89	7-Mar-90	7.35		
30-Oct-85	6.96	15-Apr-87	3.98	28-Sep-88	4.86	14-Mar-90	7.54		
6-Nov-85	7.08	22-Apr-87	4.06	5-Oct-88	4.73	21-Mar-90	7.70		
13-Nov-85	7.27	29-Apr-87	4.02	12-Oct-88	4.70	28-Mar-90	7.65		
20-Nov-85	7.65	6-May-87	3.84	19-Oct-88	4.62	4-Apr-90	7.50		
27-Nov-85	7.63	13-May-87	3.79	26-Oct-88	4.47	11-Apr-90	7.50		

REVISED: WEIGHTED-AVERAGE 3-MONTH FOREIGN INTEREST RATE

The Japanese 3-month CD rate has been substituted for the Gensaki rate in the basket. Values prior to June 20, 1984 have not changed.

20-Jun-84	8.69	27-Nov-85	7.82	6-May-87	6.07	19-Oct-88	7.06	4-Apr-90	10.17
27-Jun-84	8.76	4-Dec-85	7.85	13-May-87	5.99	26-Oct-88	7.04	11-Apr-90	10.13
4-Jul-84	8.85	11-Dec-85	7.86	20-May-87	5.92	2-Nov-88	6.99	18-Apr-90	10.11
11-Jul-84	8.97	18-Dec-85	7.93	27-May-87	5.98	9-Nov-88	7.03	25-Apr-90	10.10
18-Jul-84	9.15	25-Dec-85	7.91	3-Jun-87	6.01	16-Nov-88	7.01	2-May-90	10.09
25-Jul-84	9.16	1-Jan-86	7.86	10-Jun-87	6.00	23-Nov-88	7.05	9-May-90	9.99
1-Aug-84	9.15	8-Jan-86	7.84	17-Jun-87	5.98	30-Nov-88	7.16	16-May-90	10.04
8-Aug-84	9.09	15-Jan-86	7.89	24-Jun-87	6.06	7-Dec-88	7.22	23-May-90	10.01
15-Aug-84	8.93	22-Jan-86	7.92	1-Jul-87	6.05	14-Dec-88	7.41	30-May-90	10.00
22-Aug-84	8.82	29-Jan-86	7.92	8-Jul-87	6.03	21-Dec-88	7.56	6-Jun-90	9.97
29-Aug-84	8.82	5-Feb-86	7.83	15-Jul-87	6.04	28-Dec-88	7.46	13-Jun-90	9.95
5-Sep-84	8.81	12-Feb-86	7.82	22-Jul-87	6.10	4-Jan-89	7.44	20-Jun-90	9.92
12-Sep-84	8.81	19-Feb-86	7.84	29-Jul-87	6.18	11-Jan-89	7.52	27-Jun-90	9.92
19-Sep-84	8.81	26-Feb-86	7.76	5-Aug-87	6.21	18-Jan-89	7.58		
26-Sep-84	8.78	5-Mar-86	7.75	12-Aug-87	6.26	25-Jan-89	7.71		
3-Oct-84	8.82	12-Mar-86	7.53	19-Aug-87	6.33	1-Feb-89	7.79		
10-Oct-84	8.86	19-Mar-86	7.43	26-Aug-87	6.33	8-Feb-89	7.90		
17-Oct-84	8.84	26-Mar-86	7.43	2-Sep-87	6.36	15-Feb-89	8.01		
24-Oct-84	8.75	2-Apr-86	7.34	9-Sep-87	6.34	22-Feb-89	8.11		
31-Oct-84	8.63	9-Apr-86	7.14	16-Sep-87	6.37	1-Mar-89	8.36		
7-Nov-84	8.54	16-Apr-86	6.84	23-Sep-87	6.40	8-Mar-89	8.33		
14-Nov-84	8.51	23-Apr-86	6.75	30-Sep-87	6.43	15-Mar-89	8.28		
21-Nov-84	8.48	30-Apr-86	6.77	7-Oct-87	6.70	22-Mar-89	8.23		
28-Nov-84	8.42	7-May-86	6.76	14-Oct-87	6.88	29-Mar-89	8.22		
5-Dec-84	8.41	14-May-86	6.76	21-Oct-87	7.00	5-Apr-89	8.13		
12-Dec-84	8.40	21-May-86	6.75	28-Oct-87	6.70	12-Apr-89	8.08		
19-Dec-84	8.38	28-May-86	6.73	4-Nov-87	6.41	19-Apr-89	8.12		
26-Dec-84	8.36	4-Jun-86	6.71	11-Nov-87	6.25	26-Apr-89	8.22		
2-Jan-85	8.34	11-Jun-86	6.70	18-Nov-87	6.32	3-May-89	8.25		
9-Jan-85	8.27	18-Jun-86	6.69	25-Nov-87	6.29	10-May-89	8.36		
16-Jan-85	8.35	25-Jun-86	6.73	2-Dec-87	6.20	17-May-89	8.42		
23-Jan-85	8.50	2-Jul-86	6.72	9-Dec-87	6.05	24-May-89	8.57		
30-Jan-85	8.65	9-Jul-86	6.69	16-Dec-87	6.18	31-May-89	8.79		
6-Feb-85	8.81	16-Jul-86	6.63	23-Dec-87	6.19	7-Jun-89	8.65		
13-Feb-85	9.02	23-Jul-86	6.62	30-Dec-87	NC	14-Jun-89	8.61		
20-Feb-85	9.04	30-Jul-86	6.65	6-Jan-88	5.94	21-Jun-89	8.65		
27-Feb-85	9.15	6-Aug-86	6.62	13-Jan-88	5.89	28-Jun-89	8.65		
6-Mar-85	9.26	13-Aug-86	6.59	20-Jan-88	5.78	5-Jul-89	8.80		
13-Mar-85	9.31	20-Aug-86	6.54	27-Jan-88	5.66	12-Jul-89	8.71		
20-Mar-85	9.20	27-Aug-86	6.47	3-Feb-88	5.61	19-Jul-89	8.68		
27-Mar-85	9.05	3-Sep-86	6.45	10-Feb-88	5.54	26-Jul-89	8.71		
3-Apr-85	8.93	10-Sep-86	6.42	17-Feb-88	5.60	2-Aug-89	8.67		
10-Apr-85	8.86	17-Sep-86	6.47	24-Feb-88	5.64	9-Aug-89	8.66		
17-Apr-85	8.73	24-Sep-86	6.52	2-Mar-88	5.63	16-Aug-89	8.68		
24-Apr-85	8.60	1-Oct-86	6.57	9-Mar-88	5.64	23-Aug-89	8.71		
1-May-85	8.66	8-Oct-86	6.59	16-Mar-88	5.70	30-Aug-89	8.76		
8-May-85	8.63	15-Oct-86	6.61	3-Mar-88	5.72	6-Sep-89	8.83		
15-May-85	8.57	22-Oct-86	6.69	30-Mar-88	5.69	13-Sep-89	8.88		
22-May-85	8.54	29-Oct-86	6.71	6-Apr-88	5.65	20-Sep-89	8.95		
29-May-85	8.56	5-Nov-86	6.61	13-Apr-88	5.61	27-Sep-89	8.99		
5-Jun-85	8.52	12-Nov-86	6.62	20-Apr-88	5.58	4-Oct-89	9.23		
12-Jun-85	8.47	19-Nov-86	6.69	27-Apr-88	5.64	11-Oct-89	9.41		
19-Jun-85	8.44	26-Nov-86	6.70	4-May-88	5.64	18-Oct-89	9.63		
26-Jun-85	8.46	3-Dec-86	6.73	11-May-88	5.73	25-Oct-89	9.61		
3-Jul-85	8.44	10-Dec-86	6.80	18-May-88	5.75	1-Nov-89	9.71		
10-Jul-85	8.34	17-Dec-86	6.85	25-May-88	5.69	8-Nov-89	9.81		
17-Jul-85	8.20	24-Dec-86	6.87	1-Jun-88	5.72	15-Nov-89	9.79		
24-Jul-85	8.10	31-Dec-86	6.95	8-Jun-88	5.82	22-Nov-89	9.83		
31-Jul-85	8.03	7-Jan-87	6.89	15-Jun-88	5.82	29-Nov-89	9.83		
7-Aug-85	7.97	14-Jan-87	6.80	22-Jun-88	5.99	6-Dec-89	9.84		
14-Aug-85	7.89	21-Jan-87	6.63	29-Jun-88	6.17	13-Dec-89	9.81		
21-Aug-85	7.82	28-Jan-87	6.51	6-Jul-88	6.36	20-Dec-89	9.92		
28-Aug-85	7.81	4-Feb-87	6.41	13-Jul-88	6.55	27-Dec-89	10.01		
4-Sep-85	7.83	11-Feb-87	6.33	20-Jul-88	6.81	3-Jan-90	10.06		
11-Sep-85	7.81	18-Feb-87	6.39	27-Jul-88	6.78	10-Jan-90	10.19		
18-Sep-85	7.77	25-Feb-87	6.38	3-Aug-88	6.87	17-Jan-90	10.17		
25-Sep-85	7.73	4-Mar-87	6.38	10-Aug-88	6.90	24-Jan-90	10.17		
2-Oct-85	7.74	11-Mar-87	6.31	17-Aug-88	7.06	31-Jan-90	10.15		
9-Oct-85	7.73	18-Mar-87	6.26	24-Aug-88	7.09	7-Feb-90	10.12		
16-Oct-85	7.74	25-Mar-87	6.19	31-Aug-88	7.15	14-Feb-90	10.32		
23-Oct-85	7.74	1-Apr-87	6.14	7-Sep-88	7.10	21-Feb-90	10.42		
30-Oct-85	7.86	8-Apr-87	6.08	14-Sep-88	7.11	28-Feb-90	10.34		
6-Nov-85	7.89	15-Apr-87	6.06	21-Sep-88	7.07	7-Mar-90	10.41		
13-Nov-85	7.82	22-Apr-87	6.12	28-Sep-88	7.04	14-Mar-90	10.39		
20-Nov-85	7.82	29-Apr-87	6.17	5-Oct-88	7.09	21-Mar-90	10.40		
				12-Oct-88	7.06	28-Mar-90	10.31		

FEDERAL RESERVE statistical release



H.10(512)

June 29, 1990

FOREIGN EXCHANGE RATES

FOR THE WEEK ENDING JUNE 29, 1990

The Board of Governors of the Federal Reserve System is advised that the Federal Reserve Bank of New York has certified for customs purposes the following noon buying rates in New York City for cable transfers payable in foreign currencies:

COUNTRY	MONETARY UNIT	(CURRENCY UNITS PER DOLLAR)				
		Jun. 25	Jun. 26	Jun. 27	Jun. 28	Jun. 29
*AUSTRALIA	DOLLAR	0.7851	0.7846	0.7875	0.7853	0.7916
AUSTRIA	SCHILLING	11.810	11.750	11.704	11.735	11.720
BELGIUM	FRANC	34.370	34.360	34.150	34.210	34.220
CANADA	DOLLAR	1.1794	1.1732	1.1705	1.1698	1.1665
CHINA, P. R.	YUAN	4.7339	4.7339	4.7339	4.7339	4.7339
DENMARK	KRONE	6.3885	6.3590	6.3375	6.3495	6.3390
*EURO COMMUNITY	ECU	1.2300	1.2352	1.2402	1.2368	1.2396
FINLAND	MARKKA	3.9485	3.9400	3.9175	3.9245	3.9150
FRANCE	FRANC	5.6335	5.6100	5.5910	5.6040	5.5945
GERMANY	D. MARK	1.6780	1.6717	1.6636	1.6687	1.6658
GREECE	DRACHMA	164.30	163.35	162.90	163.30	162.90
HONG KONG	DOLLAR	7.7855	7.7865	7.7890	7.7895	7.7885
INDIA	RUPEE	17.440	17.400	17.420	17.450	17.430
*IRELAND	POUND	1.5975	1.6055	1.6110	1.6075	1.6100
ITALY	LIRA	1229.25	1223.50	1221.00	1224.00	1223.00
JAPAN	YEN	155.37	155.15	154.38	153.17	152.35
MALAYSIA	RINGGIT	2.7120	2.7120	2.7110	2.7115	2.7110
NETHERLANDS	GUILDER	1.8881	1.8817	1.8739	1.8797	1.8748
*NEW ZEALAND	DOLLAR	0.5852	0.5873	0.5872	0.5872	0.5883
NORWAY	KRONE	6.4540	6.4175	6.4050	6.4200	6.4090
PORTUGAL	ESCUDO	147.50	146.75	146.55	146.80	146.60
SINGAPORE	DOLLAR	1.8435	1.8450	1.8450	1.8410	1.8410
SOUTH AFRICA	RAND	2.6670	2.6520	2.6625	2.6570	2.6480
SOUTH KOREA	WON	719.60	719.60	719.40	719.30	719.00
SPAIN	PESETA	103.18	102.67	102.43	102.53	102.45
SRI LANKA	RUPEE	40.018	40.018	40.018	40.018	40.018
SWEDEN	KRONA	6.0730	6.0475	6.0335	6.0440	6.0375
SWITZERLAND	FRANC	1.4107	1.4060	1.4080	1.4137	1.4155
TAIWAN	DOLLAR	27.330	27.336	27.320	27.220	27.195
THAILAND	BAHT	25.880	25.880	25.840	25.840	25.810
*UNITED KINGDOM	POUND	1.7305	1.7355	1.7428	1.7393	1.7450
MEMO:						
**UNITED STATES	DOLLAR	92.21	91.90	91.55	91.63	91.42

*VALUE IS U.S. DOLLARS

**INDEX OF WEIGHTED AVERAGE EXCHANGE VALUE OF U.S. DOLLAR AGAINST CURRENCIES OF OTHER G-10 COUNTRIES. MARCH 1973 = 100. WEIGHTS ARE 1972-76 GLOBAL TRADE OF EACH OF THE 10 COUNTRIES. SERIES REVISED AS OF AUGUST 1978. FOR DESCRIPTION AND BACK DATA, SEE "INDEX OF THE WEIGHTED-AVERAGE EXCHANGE VALUE OF THE U.S. DOLLAR: REVISION" ON PAGE 700 OF THE AUGUST 1978 FEDERAL RESERVE BULLETIN.