

# Selected Interest & Exchange Rates

## Weekly Series of Charts

**January 8, 1990**

**Prepared by the  
FINANCIAL MARKETS  
SECTION**

**DIVISION OF  
INTERNATIONAL FINANCE**

**BOARD OF GOVERNORS  
FEDERAL RESERVE SYSTEM  
Washington, D.C. 20551**

---

# Table of Contents

## TABLES

1. LATEST FIGURES PLOTTED
2. DAILY CERTIFIED SPOT EXCHANGE RATES—  
H.10 RELEASE

## CHARTS

1. SPOT EXCHANGE RATE INDICES
2. 3-MONTH FORWARD EXCHANGE RATES
3. GOLD PRICE—LONDON
4. CALL MONEY RATES
5. 3-MONTH INTEREST RATES
6. EURO-DOLLAR DEPOSIT RATES
7. SELECTED EURO-DOLLAR AND U.S. MONEY MARKET RATES
8. INTEREST ARBITRAGE: 3-MONTH FUNDS
9. LONG-TERM GOVERNMENT BOND YIELDS
10. INDUSTRIAL STOCK INDICES

## SUBSCRIPTION RATES:

Weekly \$24.00 per year or \$.60 each in the United States, its possessions, Canada, and Mexico; 10 or more of the same issue to one address. \$22.50 per year or \$.55 each. Elsewhere. \$30.00 per year or \$.70 each. Address requests to Publications Services, Division of Administrative Services, and make payment remittance payable to the order of the Board of Governors of the Federal Reserve System in a form collectible at par in U.S. Currency.

CHART 1

### SPOT EXCHANGE INDICES

DOLLAR PRICES OF FOREIGN CURRENCIES AND WEIGHTED AVERAGE VALUES (THIN LINE)  
AVERAGES FOR WEEK ENDING WEDNESDAY

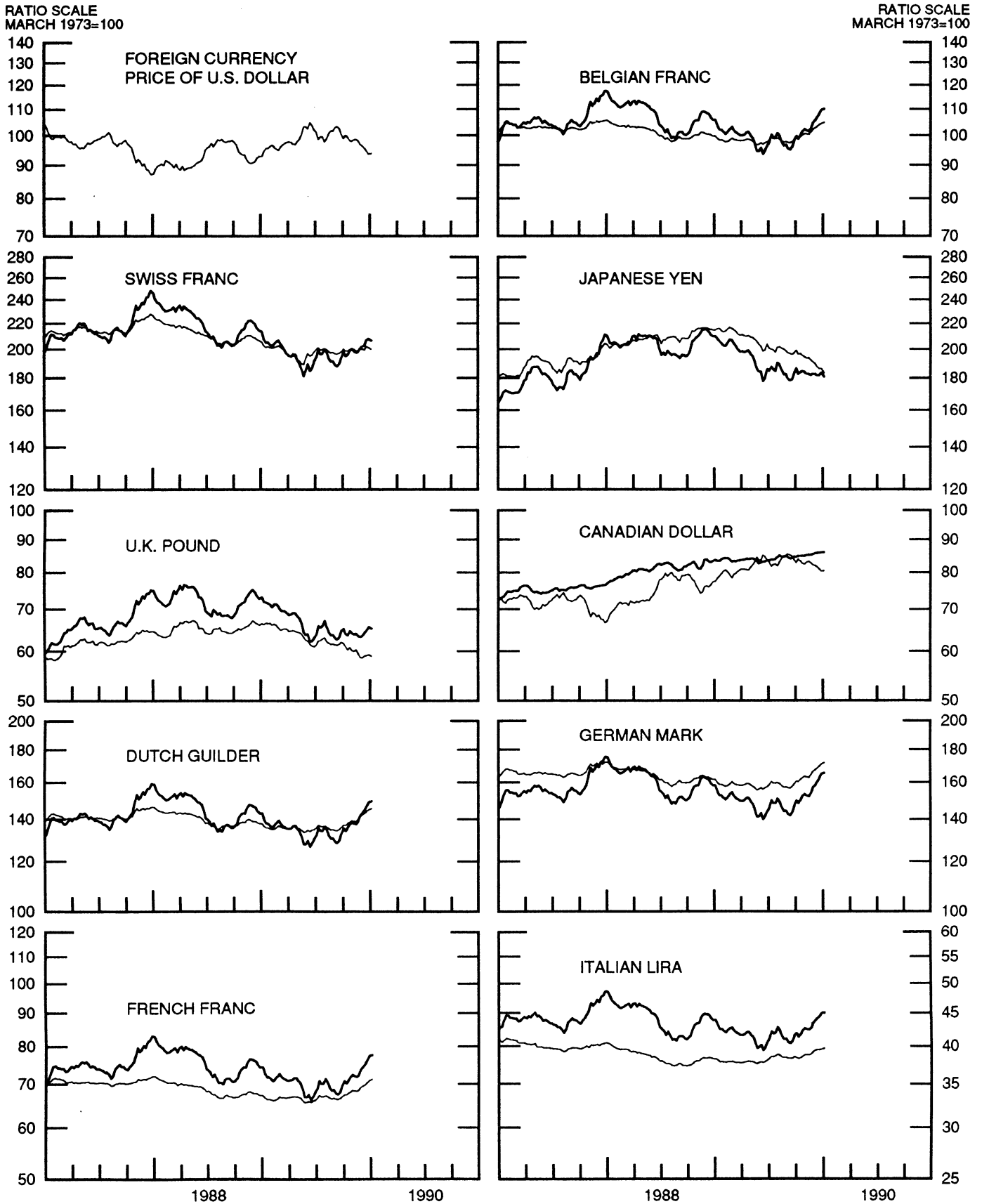


CHART 2

### 3-MONTH FORWARD EXCHANGE RATES

PREMIUM (+) OR (-)  
AVERAGES FOR WEEK ENDING WEDNESDAY

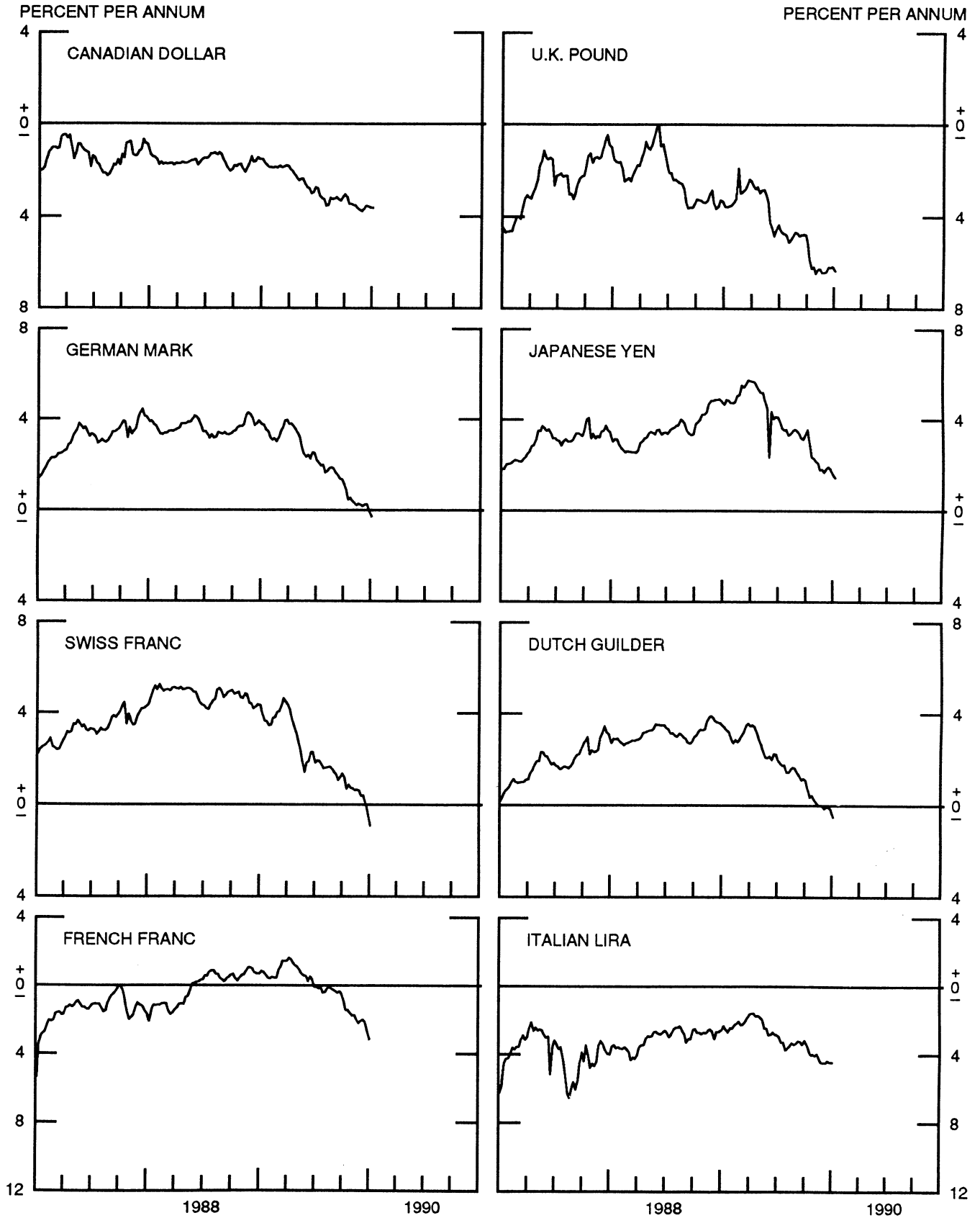


CHART 3

PRICE OF GOLD IN LONDON  
AVERAGES FOR WEEK ENDING WEDNESDAY

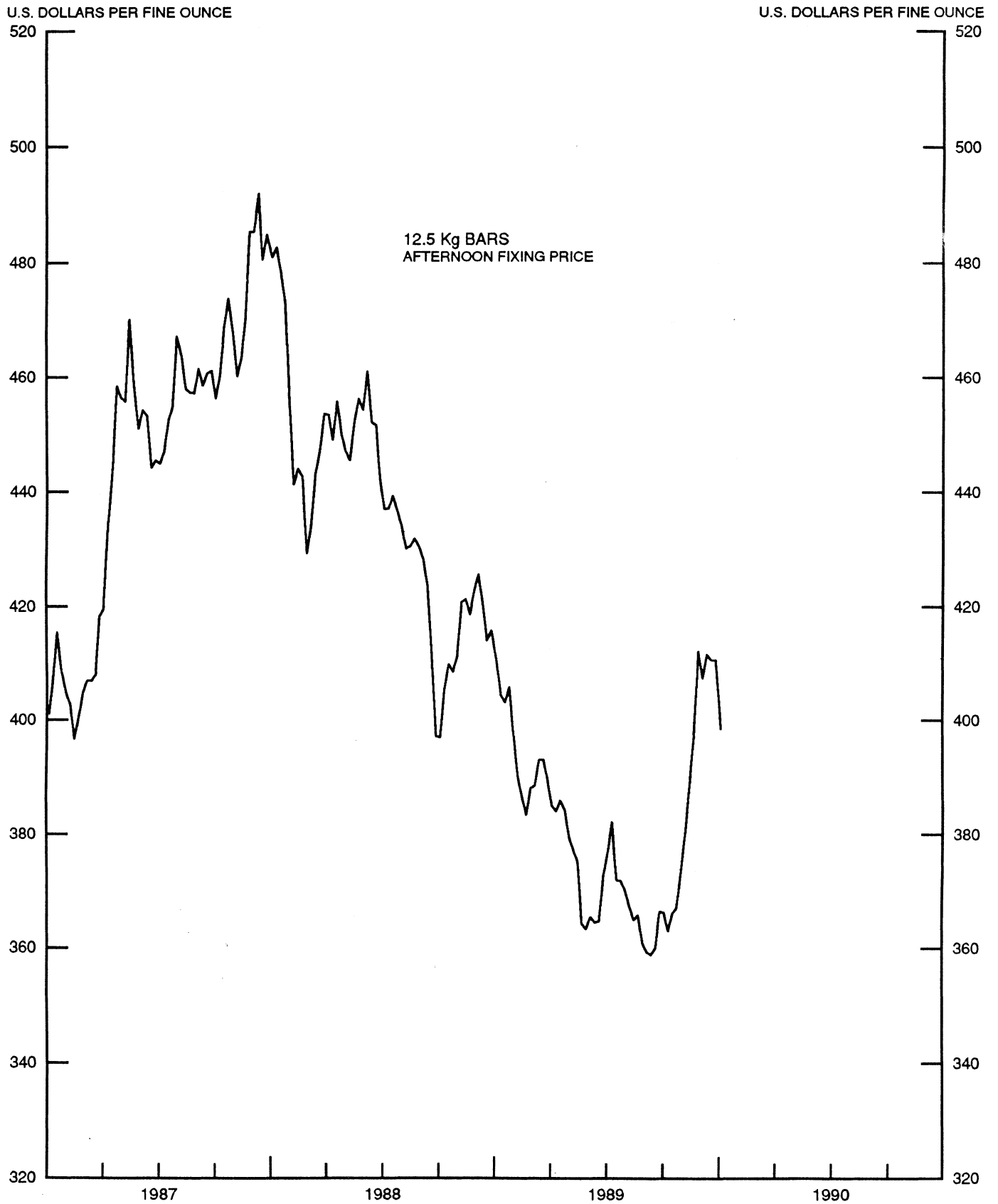
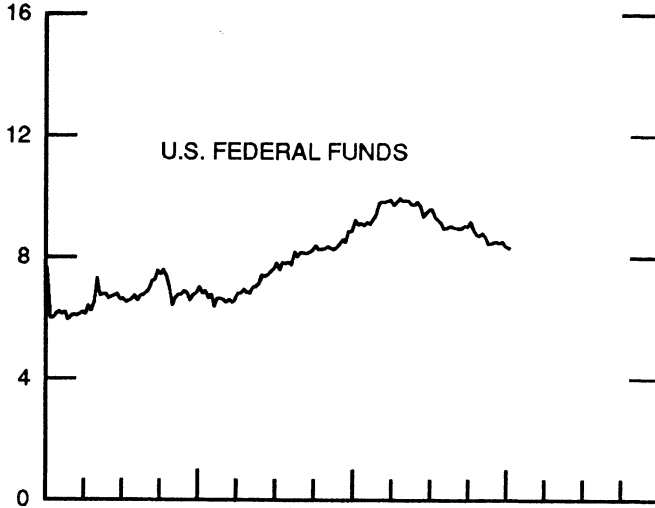
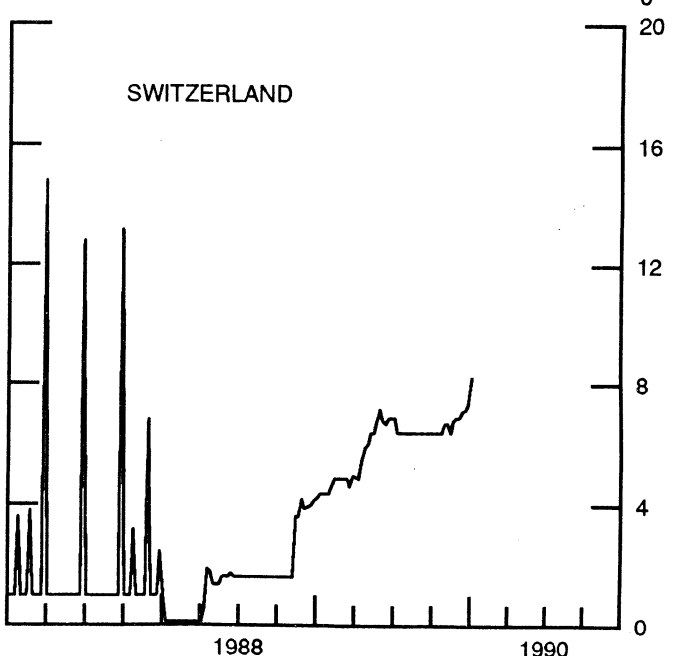
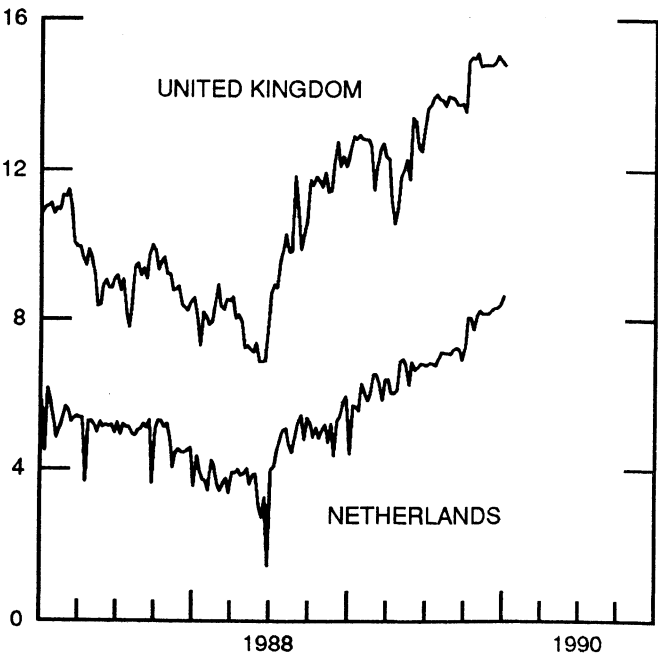
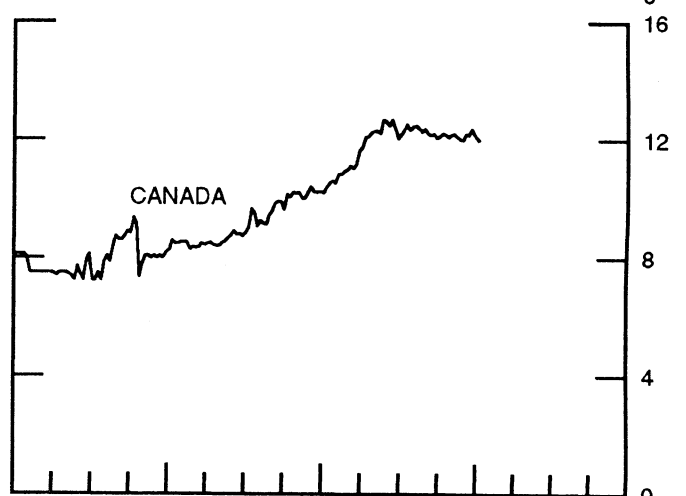
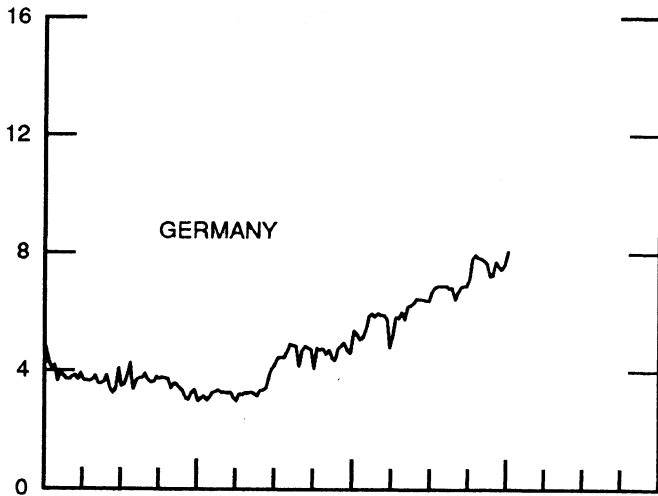
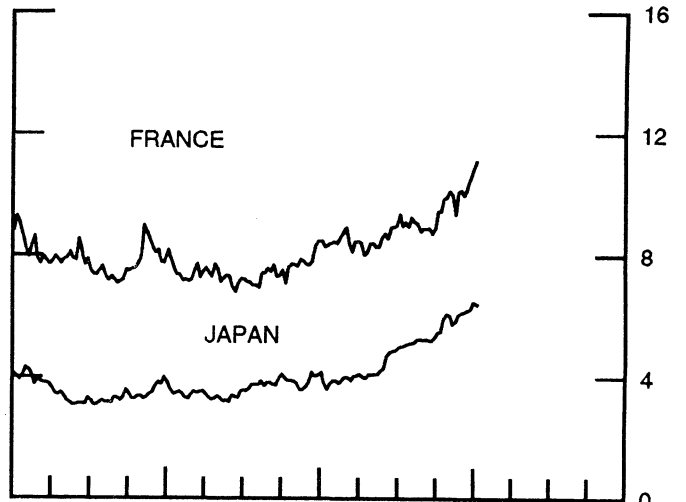


CHART 4  
CALL MONEY RATES  
WEEKLY SERIES

PERCENT PER ANNUM



PERCENT PER ANNUM



1988

1990

1988

1990

CHART 5

### 3-MONTH INTEREST RATES

WEEKLY SERIES

PERCENT PER ANNUM

PERCENT PER ANNUM

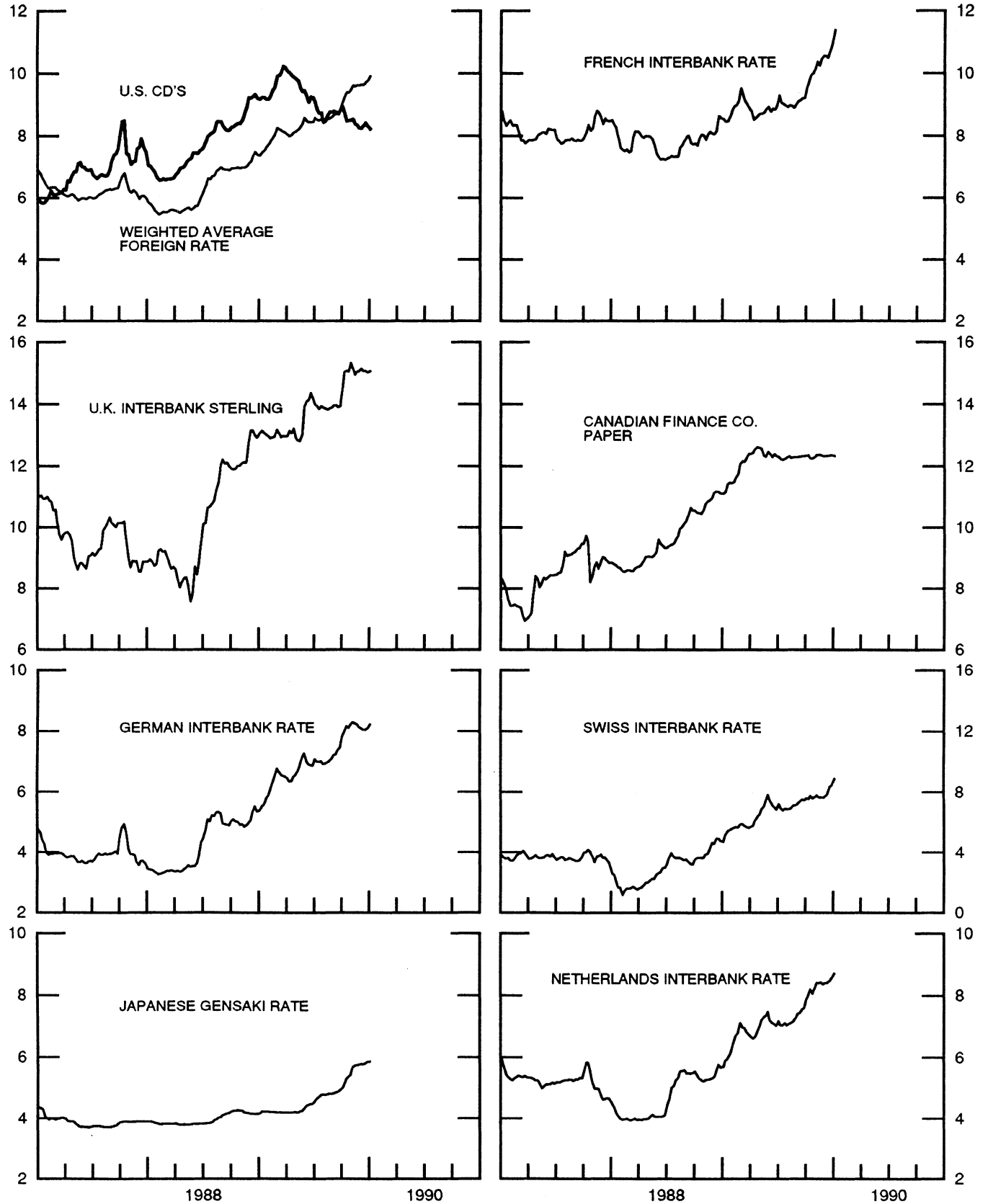


CHART 6

**EURO-DOLLAR DEPOSIT RATES LONDON**  
AVERAGES FOR WEEK ENDING WEDNESDAY

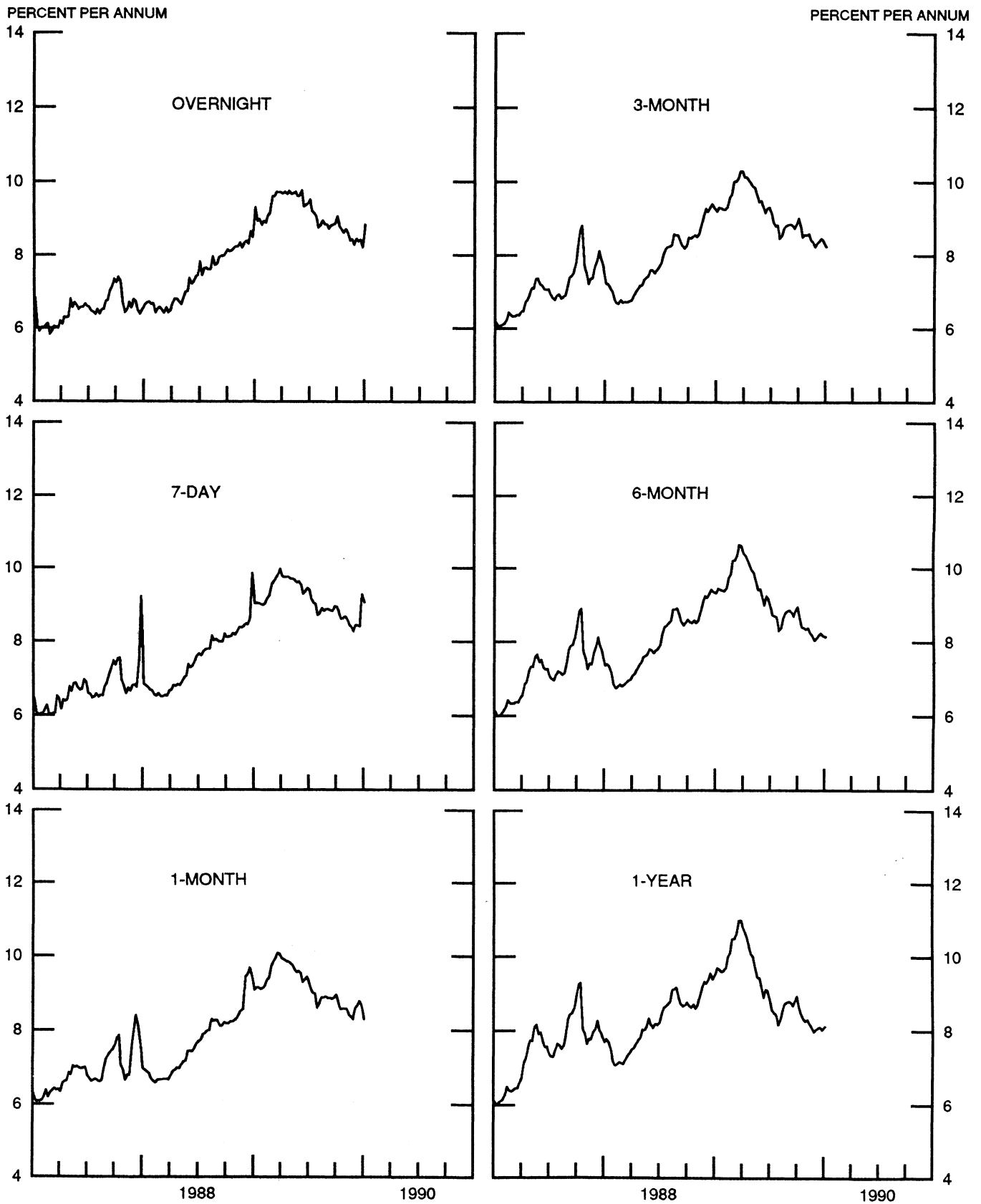
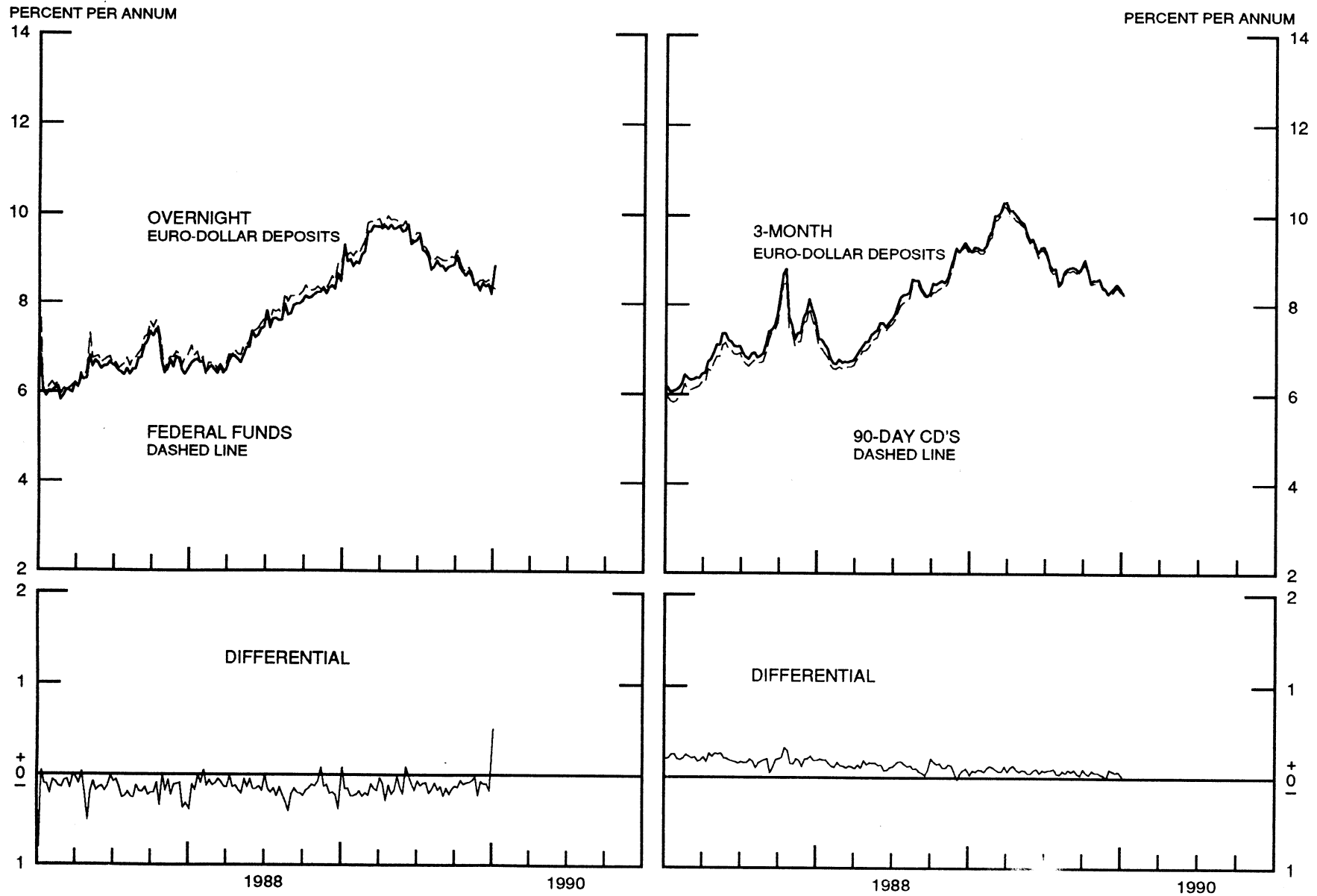




CHART 7

SELECTED EURO-DOLLAR AND U.S. MONEY MARKET RATES  
DIFFERENTIAL: PLUS(+), FAVORS BORROWING IN U.S.



**INTEREST ARBITRAGE: 3-MONTH FUNDS**  
 DIFFERENTIAL: PLUS(+), INDICATES FAVOR DOLLAR ASSETS  
 AVERAGES FOR WEEK ENDING WEDNESDAY

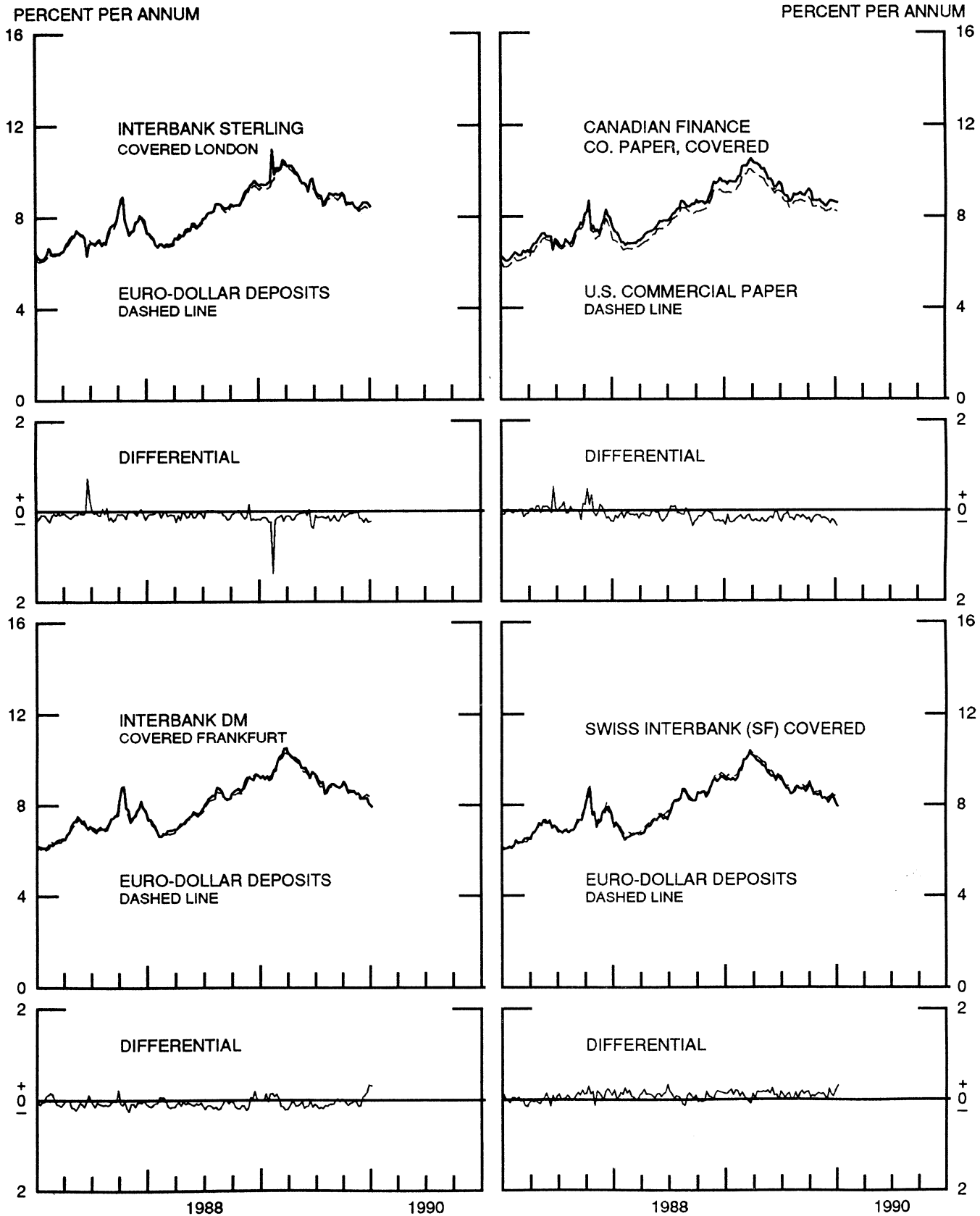


CHART 9

# LONG-TERM GOVERNMENT BOND YIELDS

WEEKLY SERIES

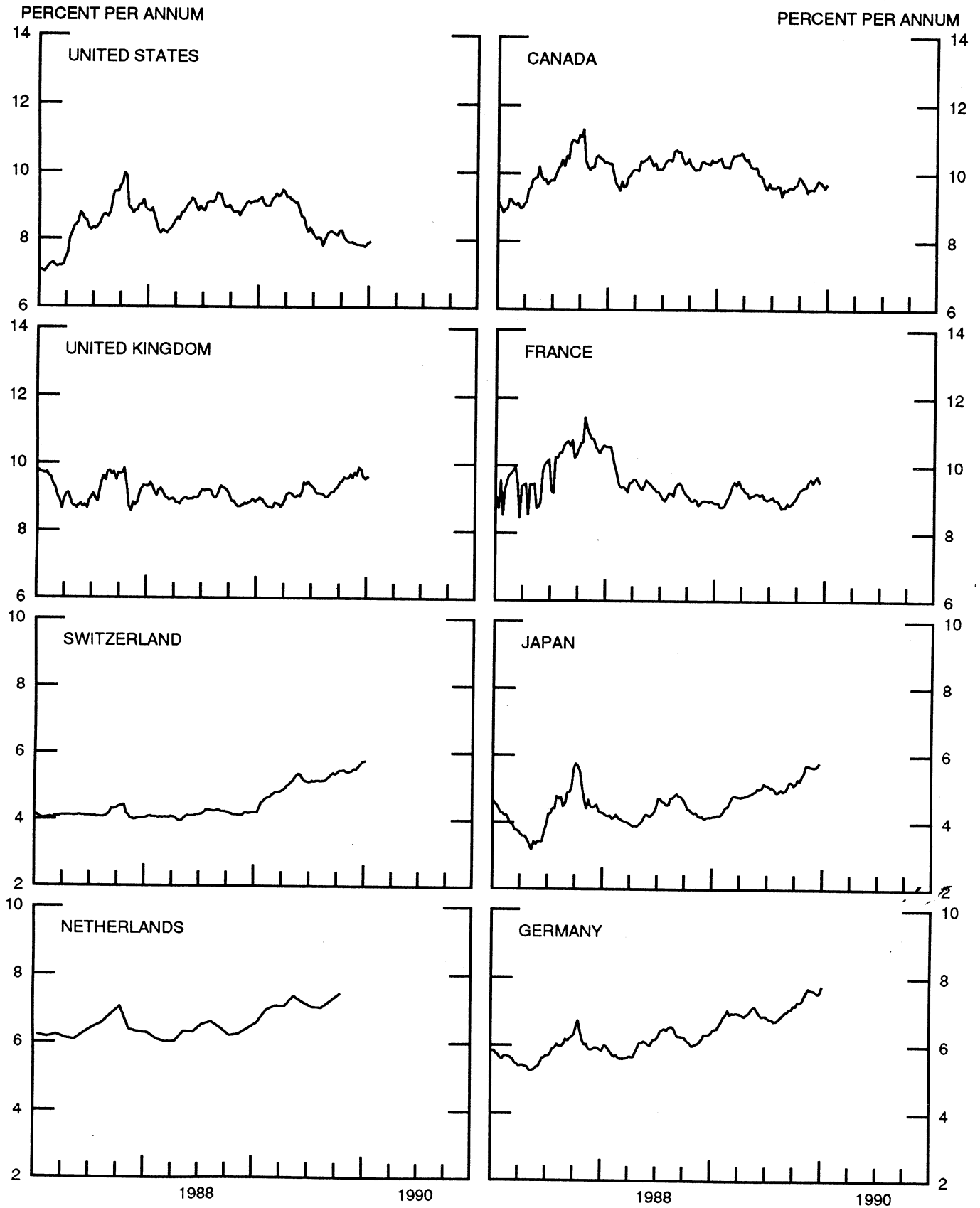


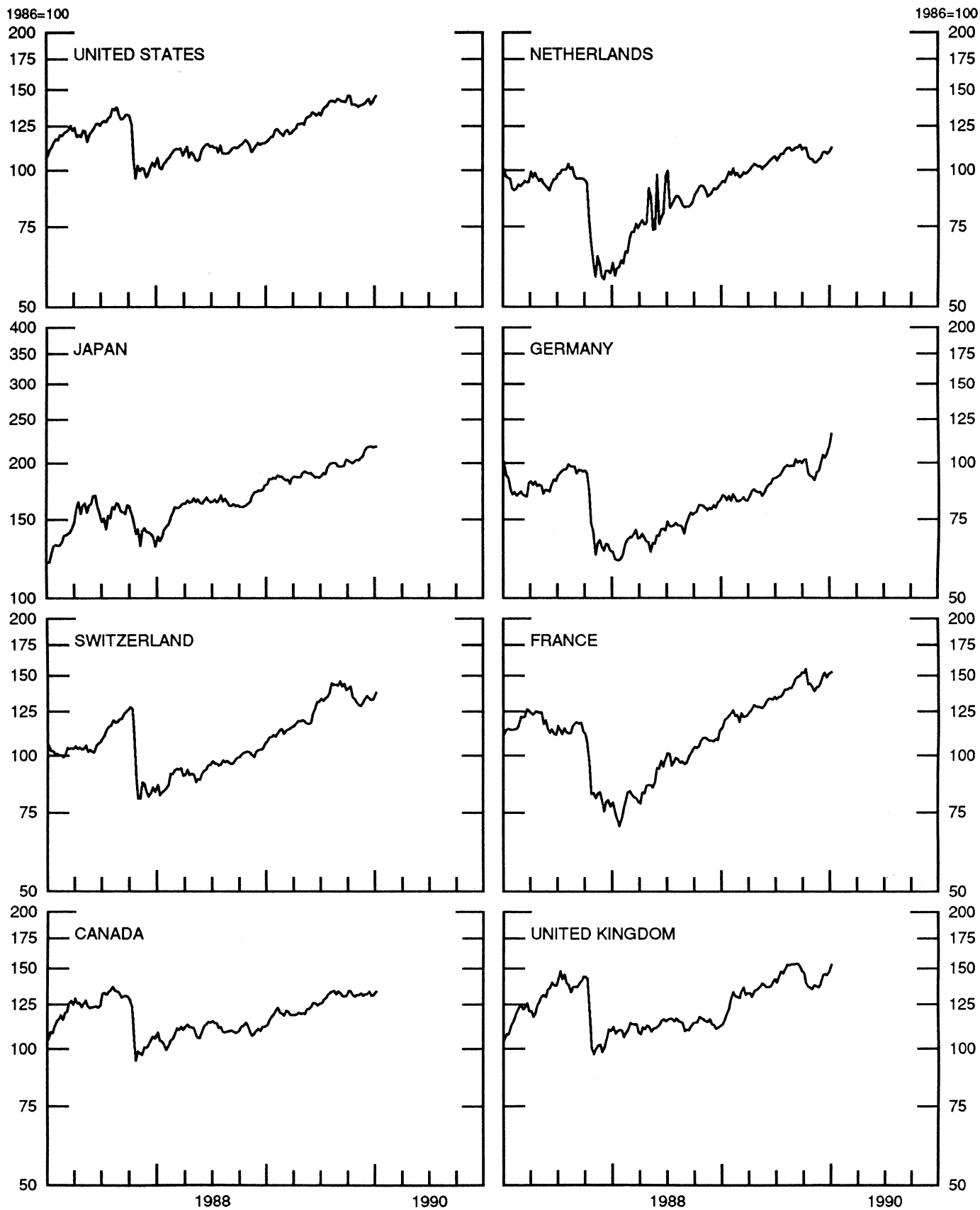
CHART 10

# STOCK INDICES

WEEKLY SERIES

RATIO SCALE

RATIO SCALE



SERIES NAME	LAST VALUE PLOTTED DATE	VALUE
-------------	----------------------------	-------

CHART 1. SPOT EXCHANGE RATE AND INDICES

WEEKLY AVERAGES, NOON BUYING RATES (U.S. CENTS)

BELGIAN FRANC	JAN. 3	2.7896
CANADIAN DOLLAR	JAN. 3	86.27
FRENCH FRANC	JAN. 3	17.20
GERMAN MARK	JAN. 3	58.77
ITALIAN LIRA	JAN. 3	.07843
JAPANESE YEN	JAN. 3	.69078
NETHERLANDS GUILDER	JAN. 3	52.03
SWEDISH KRONA	JAN. 3	16.05
SWISS FRANC	JAN. 3	64.15
U.K. POUND	JAN. 3	161.22

INDICES, MARCH 1973 BASE RATES = 100

BELGIAN FRANC	JAN. 3	109.92
CANADIAN DOLLAR	JAN. 3	85.98
FRENCH FRANC	JAN. 3	77.50
GERMAN MARK	JAN. 3	165.33
ITALIAN LIRA	JAN. 3	44.55
JAPANESE YEN	JAN. 3	180.87
NETHERLANDS GUILDER	JAN. 3	149.37
SWISS FRANC	JAN. 3	206.39
U.K. POUND	JAN. 3	65.21

WEIGHTED AVERAGE EXCHANGE VALUE INDICES, MAR 1973 = 100  
(G-10 COUNTRIES)

BELGIAN FRANC	JAN. 3	104.74
CANADIAN DOLLAR	JAN. 3	80.44
FRENCH FRANC	JAN. 3	71.11
GERMAN MARK	JAN. 3	171.67
ITALIAN LIRA	JAN. 3	39.64
JAPANESE YEN	JAN. 3	183.40
NETHERLANDS GUILDER	JAN. 3	145.45
SWEDISH KRONA	JAN. 3	66.66
SWISS FRANC	JAN. 3	199.97
U.K. POUND	JAN. 3	58.97
U.S. DOLLAR	JAN. 3	93.73


CHART 2. 3-MONTH FORWARD EXCHANGE RATES, PREMIUM OR DISCOUNT

CANADIAN DOLLAR	JAN. 3	-3.62
FRENCH FRANC	JAN. 3	-3.15
GERMAN MARK	JAN. 3	-0.27
ITALIAN LIRA	JAN. 3	-4.44
JAPANESE YEN	JAN. 3	1.45
NETHERLANDS GUILDER	JAN. 3	-0.49
SWISS FRANC	JAN. 3	-0.92
U.K. POUND	JAN. 3	-6.35

SERIES NAME	LAST VALUE DATE	PLOTTED VALUE
CHART 3. GOLD PRICE IN LONDON, AFTERNOON FIXING		
U.S. DOLLARS PER FINE OUNCE	JAN. 3	398.53
CHART 4. CALL MONEY RATES		
U.S. FEDERAL FUNDS	JAN. 3	8.32
OVERNIGHT EURO-DOLLAR DEPOSITS	JAN. 3	8.83
CANADA	JAN. 3	12.00
FRANCE	JAN. 3	11.09
GERMANY	JAN. 3	8.06
JAPAN	JAN. 3	6.41
NETHERLANDS	JAN. 3	8.65
SWITZERLAND	JAN. 3	8.21
U.K.	JAN. 3	14.81
CHART 5. 3-MONTH INTEREST RATES		
U.S. 90-DAY CD'S, SECONDARY MARKER	JAN. 3	8.23
CANADIAN FINANCE PAPER	JAN. 3	12.34
FRENCH INTERBANK RATE	JAN. 3	11.38
GERMAN INTERBANK RATE	JAN. 3	8.21
JAPANESE GENSAKI RATE	JAN. 3	5.85
NETHERLANDS INTERBANK RATE	JAN. 3	8.70
SWISS INTERBANK RATE	JAN. 3	8.88
U.K. INTERBANK STERLING	JAN. 3	15.06
WEIGHTED AVERAGE FOREIGN INTEREST RATE (G-10 COUNTRIES)	JAN. 3	9.91
CHART 6. EURO-DOLLAR DEPOSIT RATES		
OVERNIGHT	JAN. 3	8.83
7-DAY	JAN. 3	9.06
1-MONTH	JAN. 3	8.31
3-MONTH	JAN. 3	8.25
6-MONTH	JAN. 3	8.14
1-YEAR	JAN. 3	8.13
CHART 7. SELECTED EURO-DOLLAR AND U.S. MONEY MARKET RATES		
OVERNIGHT EURO-DOLLAR DEPOSIT RATE	JAN. 3	8.83
U.S. FEDERAL FUNDS	JAN. 3	8.32
DIFFERENTIAL	JAN. 3	0.51
3-MONTH EURO-DOLLAR DEPOSIT RATE	JAN. 3	8.25
U.S. 90-DAY CD'S, SECONDARY MARKET	JAN. 3	8.20
DIFFERENTIAL	JAN. 3	0.05

SERIES NAME	LAST VALUE DATE	PLOTTED VALUE
CHART 8. INTEREST ARBITRAGE, 3-MONTH FUNDS		
EURO-DOLLAR DEPOSIT	JAN. 3	8.25
INTERBANK STERLING (LONDON), COVERED	JAN. 3	8.48
DIFFERENTIAL	JAN. 3	-0.23
U.S. COMMERCIAL PAPER	JAN. 3	8.25
CANADIAN FINANCE PAPER	JAN. 3	8.60
DIFFERENTIAL	JAN. 3	-0.35
EURO-DOLLAR DEPOSIT	JAN. 3	8.25
INTERBANK DM (FRANKFURT), COVERED	JAN. 3	7.93
DIFFERENTIAL	JAN. 3	0.32
EURO-DOLLAR DEPOSIT	JAN. 3	8.25
SWISS INTERBANK, COVERED	JAN. 3	7.93
DIFFERENTIAL	JAN. 3	0.32
CHART 9. LONG TERM GOVERNMENT BOND YIELDS		
CANADA	DEC. 27	9.69
FRANCE	DEC. 8	9.54
GERMANY	DEC. 27	7.60
JAPAN	DEC. 20	5.77
NETHERLANDS (MONTHLY)	OCT.	7.43
SWITZERLAND	DEC. 27	5.75
UNITED KINGDOM	DEC. 27	9.60
UNITED STATES	DEC. 27	7.93
CHART 10. LONG TERM GOVERNMENT BOND YIELDS		
CANADA	JAN. 3	133.44
FRANCE	JAN. 3	152.32
GERMANY	JAN. 3	115.99
JAPAN	JAN. 3	217.88
NETHERLANDS	JAN. 3	111.86
SWITZERLAND	JAN. 3	137.47
UNITED KINGDOM	JAN. 3	152.69
UNITED STATES	JAN. 3	145.41

# FEDERAL RESERVE statistical release



H.10(512)

January 8, 1990

## FOREIGN EXCHANGE RATES

FOR THE WEEK ENDING JANUARY 5, 1990

The Board of Governors of the Federal Reserve System is advised that the Federal Reserve Bank of New York has certified for customs purposes the following noon buying rates in New York City for cable transfers payable in foreign currencies:

COUNTRY	MONETARY UNIT	(CURRENCY UNITS PER DOLLAR)				
		Jan. 1	Jan. 2	Jan. 3	Jan. 4	Jan. 5
*AUSTRALIA	DOLLAR		78.550	78.180	78.670	78.600
AUSTRIA	SCHILLING		12.013	12.090	11.846	11.810
BELGIUM	FRANC		36.050	36.180	35.360	35.300
CANADA	DOLLAR		1.1605	1.1613	1.1614	1.1600
CHINA, P. R.	YUAN		4.7339	4.7339	4.7339	4.7339
DENMARK	KRONE		6.6350	6.6975	6.5525	6.5570
FINLAND	MARKKA	H	4.0700	4.0925	4.0200	4.0230
FRANCE	FRANC		5.8360	5.8790	5.7505	5.7430
GERMANY	D. MARK		1.7088	1.7208	1.6835	1.6805
GREECE	DRACHMA	O	157.90	150.00	158.00	157.55
HONG KONG	DOLLAR		7.8120	7.8140	7.8150	7.8140
INDIA	RUPEE		16.960	16.990	16.940	16.930
*IRELAND	POUND	L	154.30	153.30	155.90	156.90
ITALY	LIRA		1279.00	1289.00	1265.00	1263.00
JAPAN	YEN		146.25	145.70	143.37	143.82
MALAYSIA	RINGGIT	I	2.7070	2.7085	2.7050	2.7075
NETHERLANDS	GUILDER		1.9300	1.9434	1.8960	1.8981
*NEW ZEALAND	DOLLAR		59.300	59.400	59.730	59.700
NORWAY	KRONE	D	6.6375	6.6575	6.5700	6.5500
PORTUGAL	ESCUDO		150.90	151.35	149.80	148.77
SINGAPORE	DOLLAR		1.9030	1.9085	1.9000	1.9090
SOUTH AFRICA	RAND	A	2.5650	2.5770	2.5350	2.5225
SOUTH KOREA	WON		N.A.	683.50	684.20	683.70
SPAIN	PESETA		110.30	111.12	109.00	109.20
SRI LANKA	RUPEE	Y	40.018	40.018	40.018	40.018
SWEDEN	KRONA		6.2300	6.2700	6.1760	6.1720
SWITZERLAND	FRANC		1.5768	1.5785	1.5420	1.5370
TAIWAN	DOLLAR		N.A.	N.A.	26.110	26.025
THAILAND	BAHT		25.710	N.A.	25.800	25.710
*UNITED KINGDOM	POUND		161.10	161.00	162.93	163.70
MEMO:						
**UNITED STATES	DOLLAR		94.14	94.50	92.84	92.74

\*VALUE IS U.S. CENTS

\*\*INDEX OF WEIGHTED AVERAGE EXCHANGE VALUE OF U.S. DOLLAR AGAINST CURRENCIES OF OTHER G-10 COUNTRIES. MARCH 1973 = 100. WEIGHTS ARE 1972-76 GLOBAL TRADE OF EACH OF THE 10 COUNTRIES. SERIES REVISED AS OF AUGUST 1978. FOR DESCRIPTION AND BACK DATA, SEE "INDEX OF THE WEIGHTED-AVERAGE EXCHANGE VALUE OF THE U.S. DOLLAR: REVISION" ON PAGE 700 OF THE AUGUST 1978 FEDERAL RESERVE BULLETIN.