

# Selected Interest & Exchange Rates

## Weekly Series of Charts

**November 27, 1989**

**Prepared by the  
FINANCIAL MARKETS  
SECTION**

**DIVISION OF  
INTERNATIONAL FINANCE**

**BOARD OF GOVERNORS  
FEDERAL RESERVE SYSTEM  
Washington, D.C. 20551**

---

# Table of Contents

## TABLES

1. LATEST FIGURES PLOTTED
2. DAILY CERTIFIED SPOT EXCHANGE RATES—  
H.10 RELEASE

## CHARTS

1. SPOT EXCHANGE RATE INDICES
2. 3-MONTH FORWARD EXCHANGE RATES
3. GOLD PRICE—LONDON
4. CALL MONEY RATES
5. 3-MONTH INTEREST RATES
6. EURO-DOLLAR DEPOSIT RATES
7. SELECTED EURO-DOLLAR AND U.S. MONEY MARKET RATES
8. INTEREST ARBITRAGE: 3-MONTH FUNDS
9. LONG-TERM GOVERNMENT BOND YIELDS
10. INDUSTRIAL STOCK INDICES

## SUBSCRIPTION RATES:

Weekly \$24.00 per year or \$.60 each in the United States, its possessions, Canada, and Mexico; 10 or more of the same issue to one address, \$22.50 per year or \$.55 each. Elsewhere, \$30.00 per year or \$.70 each. Address requests to Publications Services, Division of Administrative Services, and make payment remittance payable to the order of the Board of Governors of the Federal Reserve System in a form collectible at par in U.S. Currency.

CHART 1  
**SPOT EXCHANGE INDICES**

DOLLAR PRICES OF FOREIGN CURRENCIES AND WEIGHTED AVERAGE VALUES (THIN LINE)  
 AVERAGES FOR WEEK ENDING WEDNESDAY

RATIO SCALE  
 MARCH 1973=100

RATIO SCALE  
 MARCH 1973=100

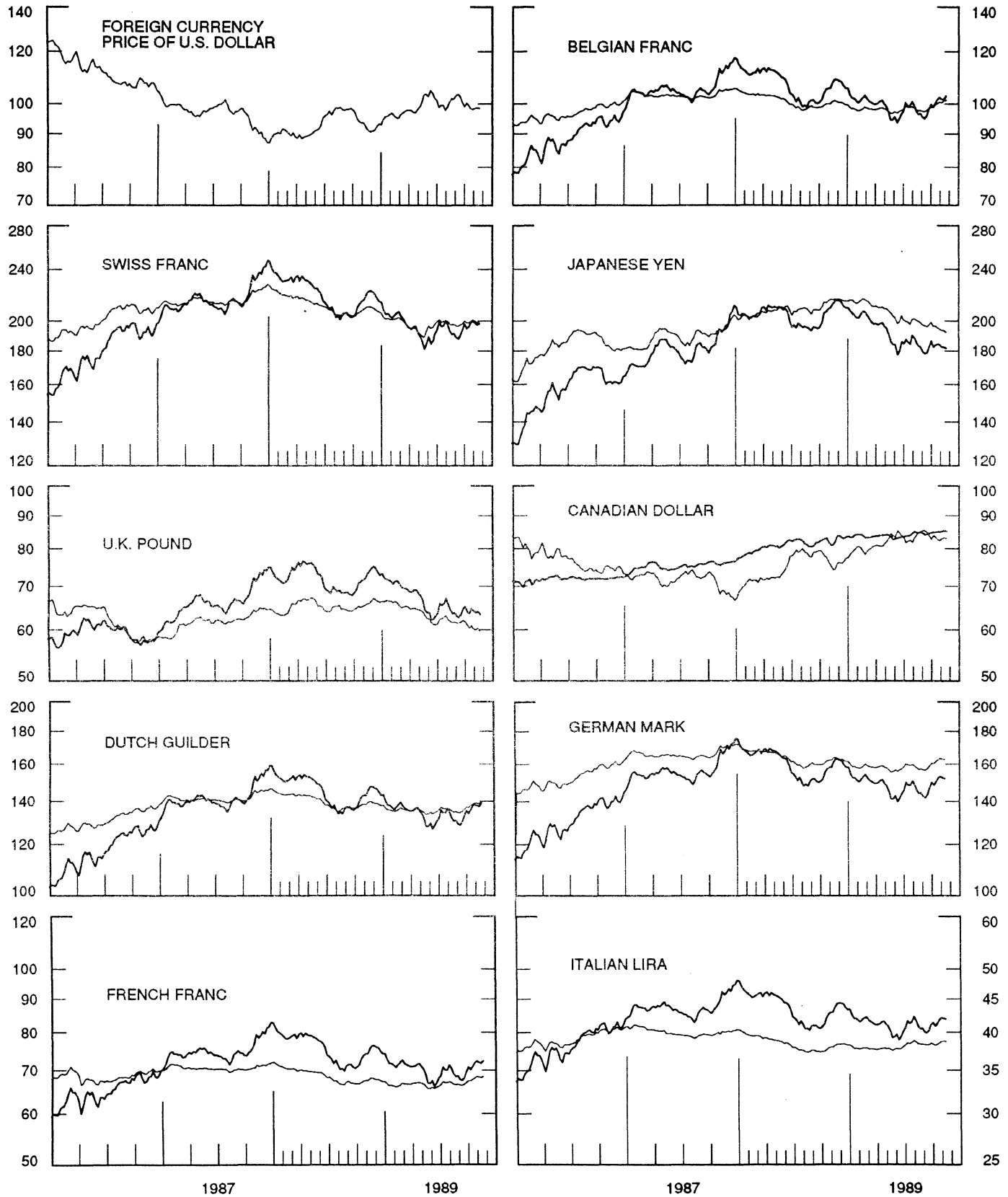


CHART 2  
**3-MONTH FORWARD EXCHANGE RATES**

PREMIUM (+) OR (-)  
 AVERAGES FOR WEEK ENDING WEDNESDAY

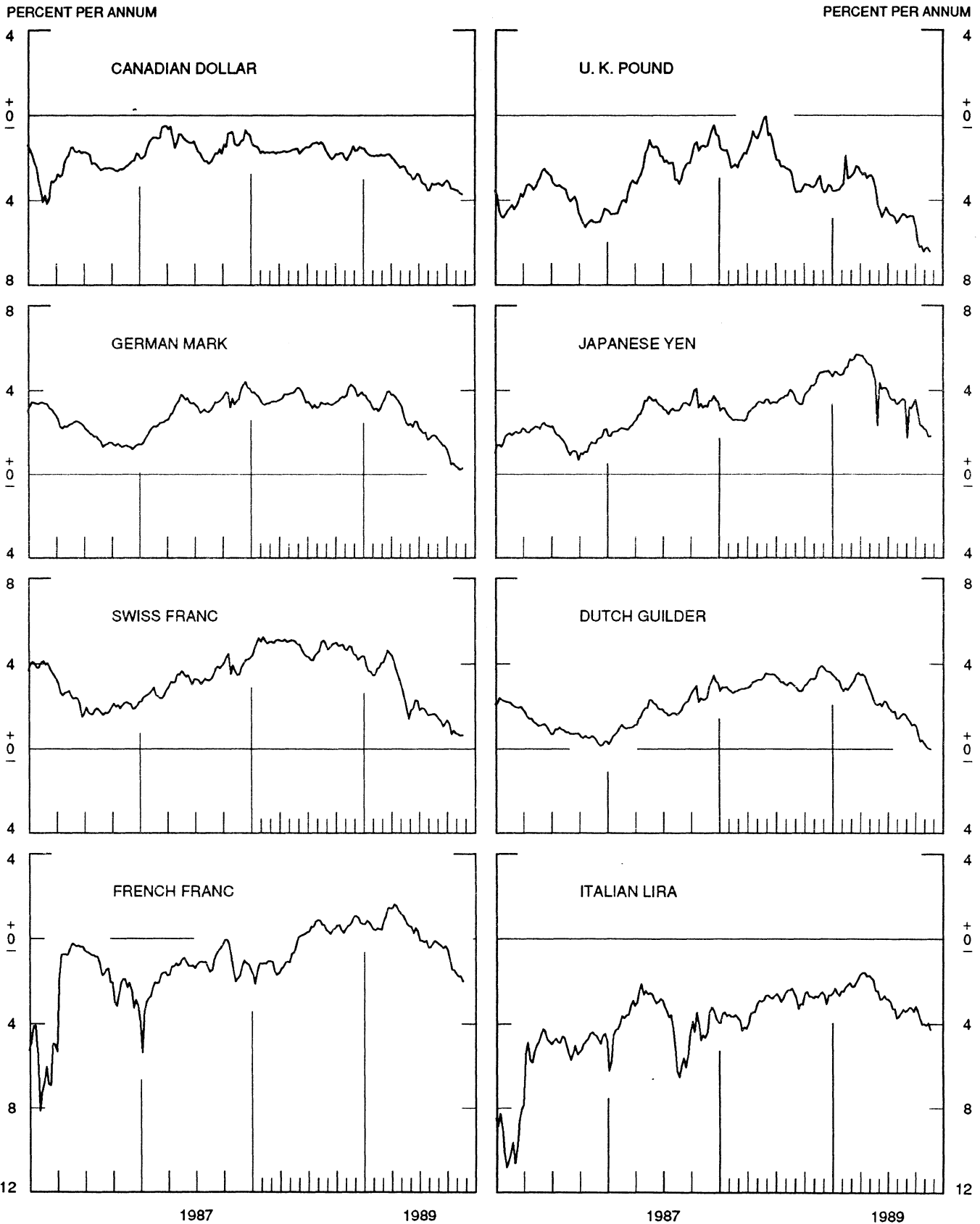


CHART 3  
PRICE OF GOLD IN LONDON  
AVERAGES FOR WEEK ENDING WEDNESDAY

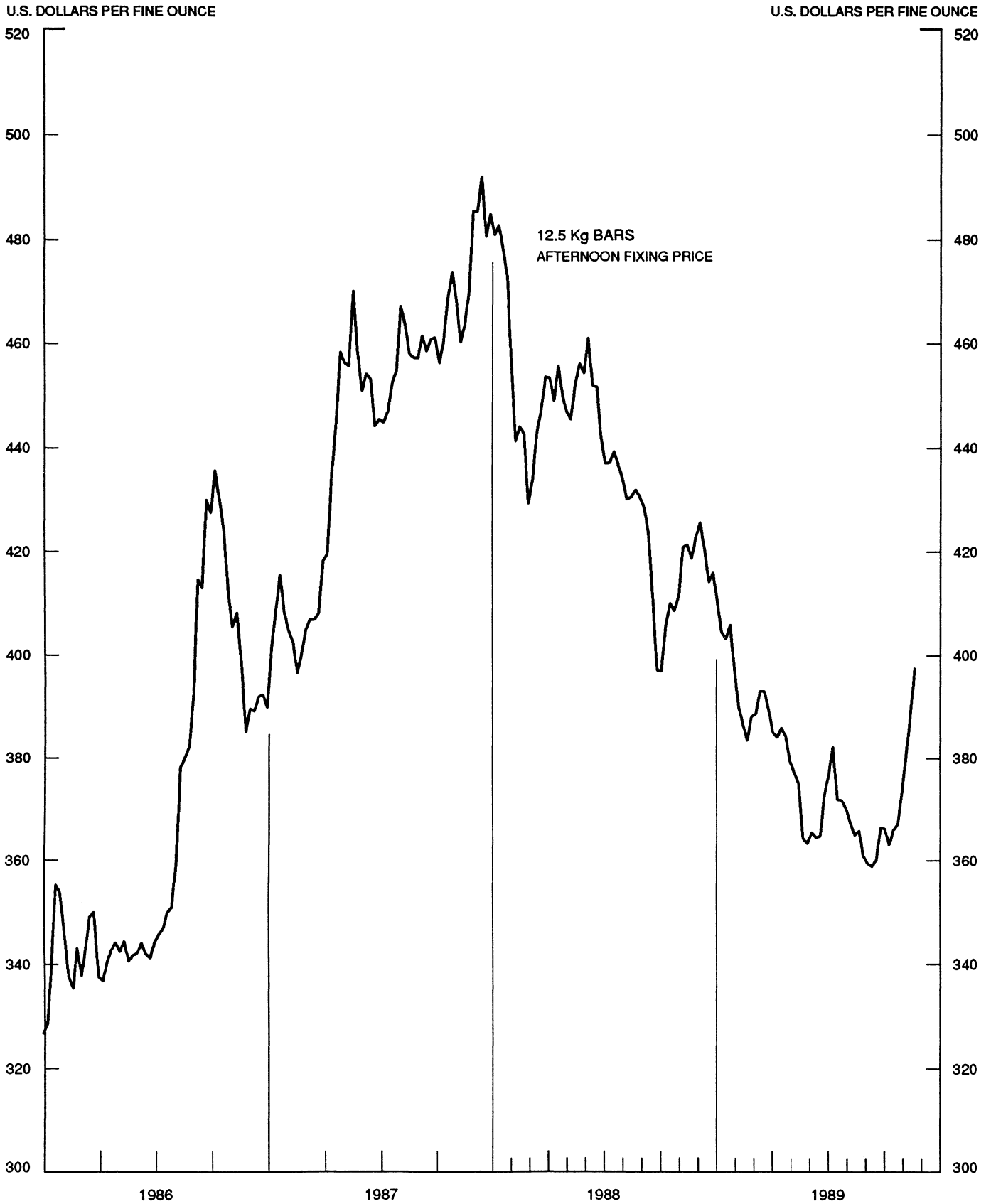


CHART 4  
CALL MONEY RATES  
WEEKLY SERIES

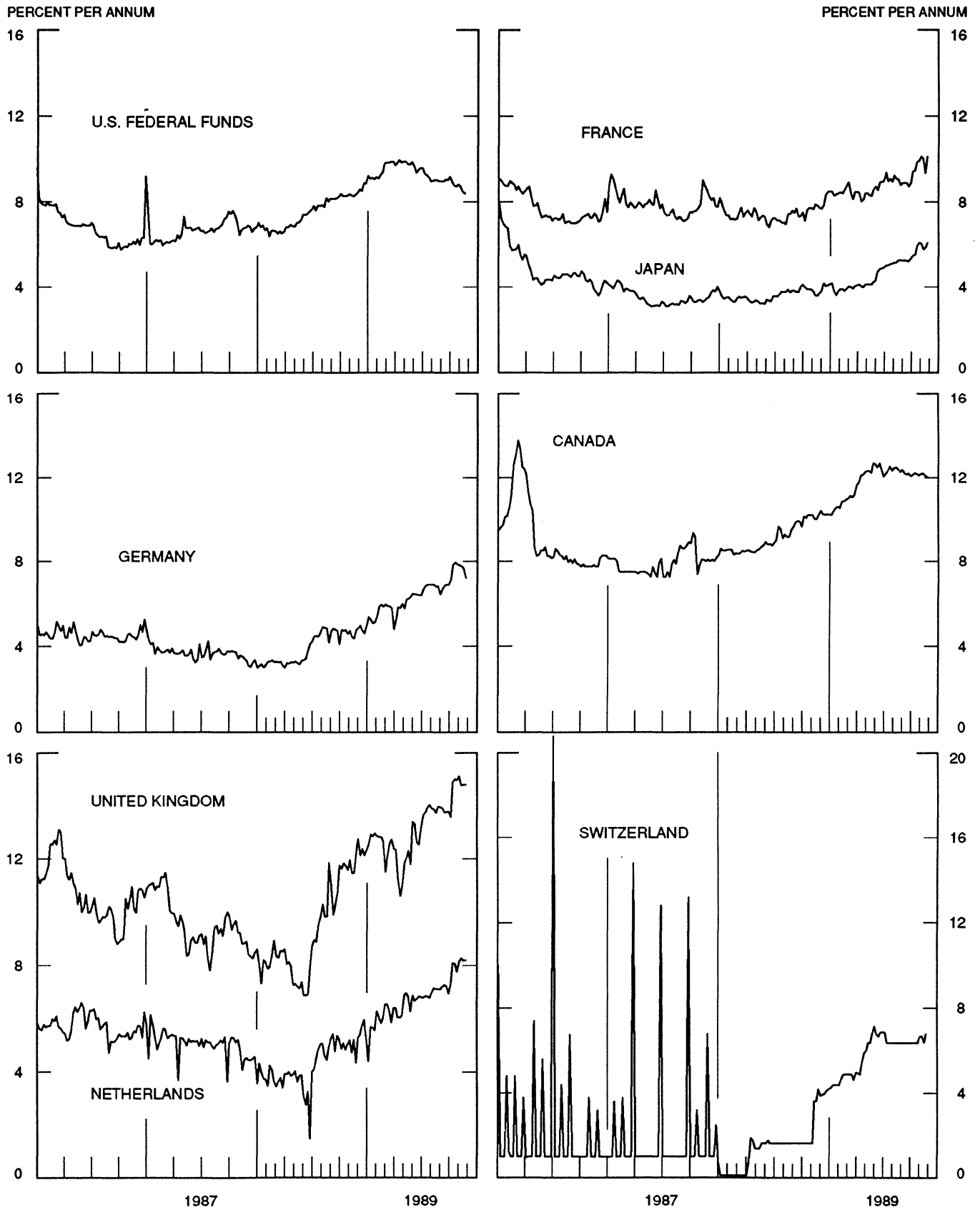


CHART 5  
**3-MONTH INTEREST RATES**  
 WEEKLY SERIES

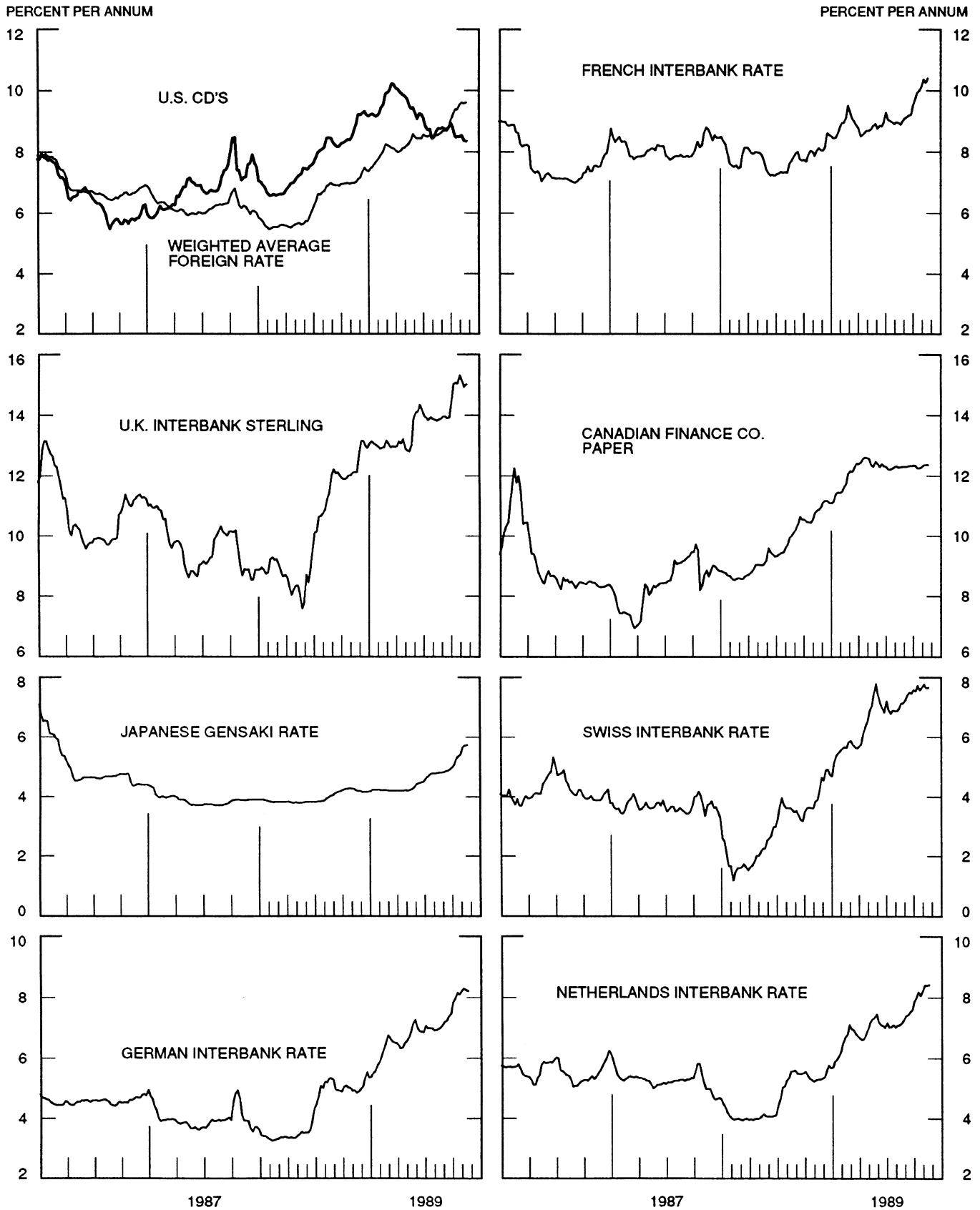


CHART 6  
EURO-DOLLAR DEPOSIT RATES LONDON  
AVERAGES FOR WEEK ENDING WEDNESDAY

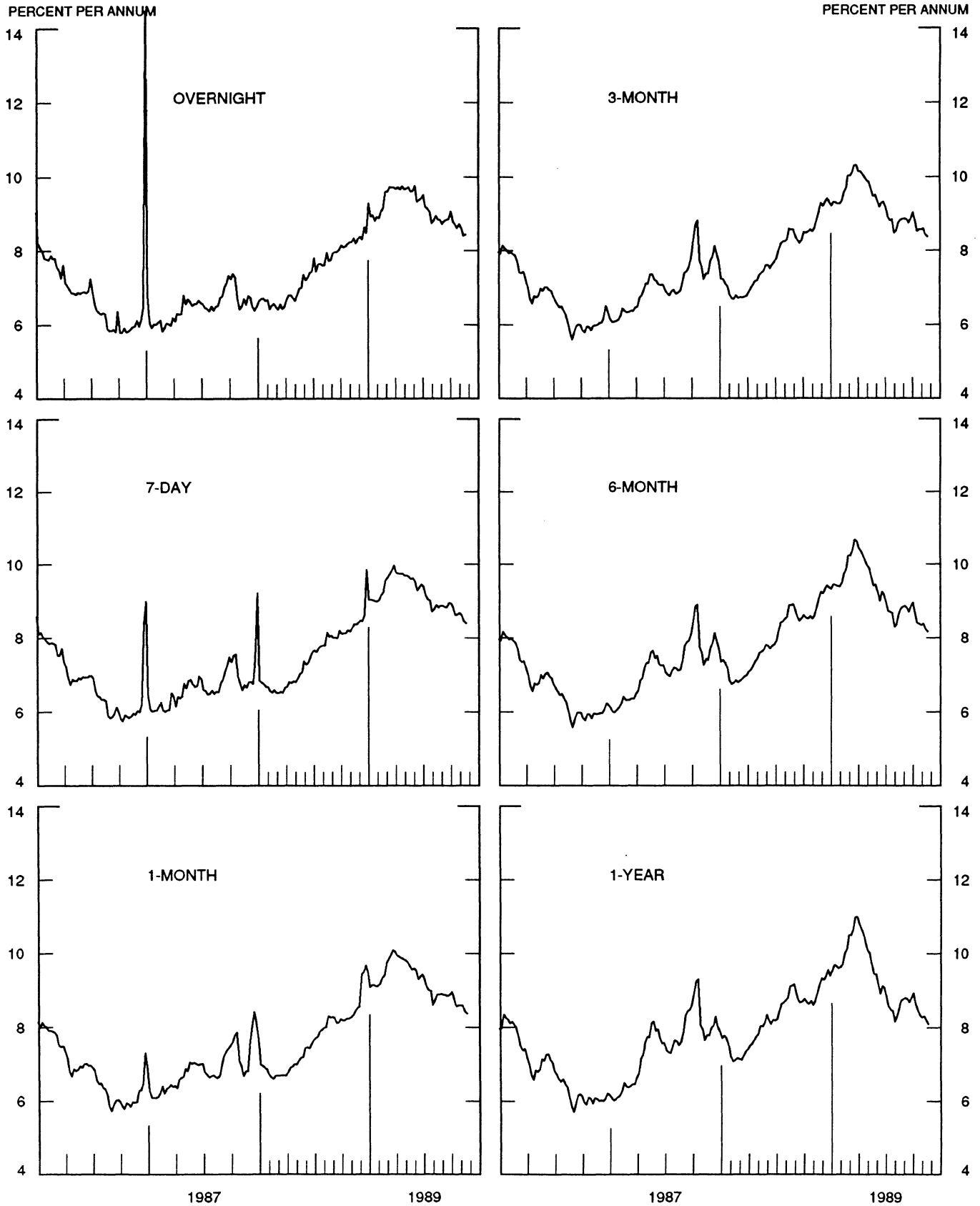




CHART 7  
**SELECTED EURO-DOLLAR AND U.S. MONEY MARKET RATES**

DIFFERENTIAL: PLUS(+), FAVORS BORROWING IN U.S.  
 AVERAGES FOR WEEK ENDING WEDNESDAY

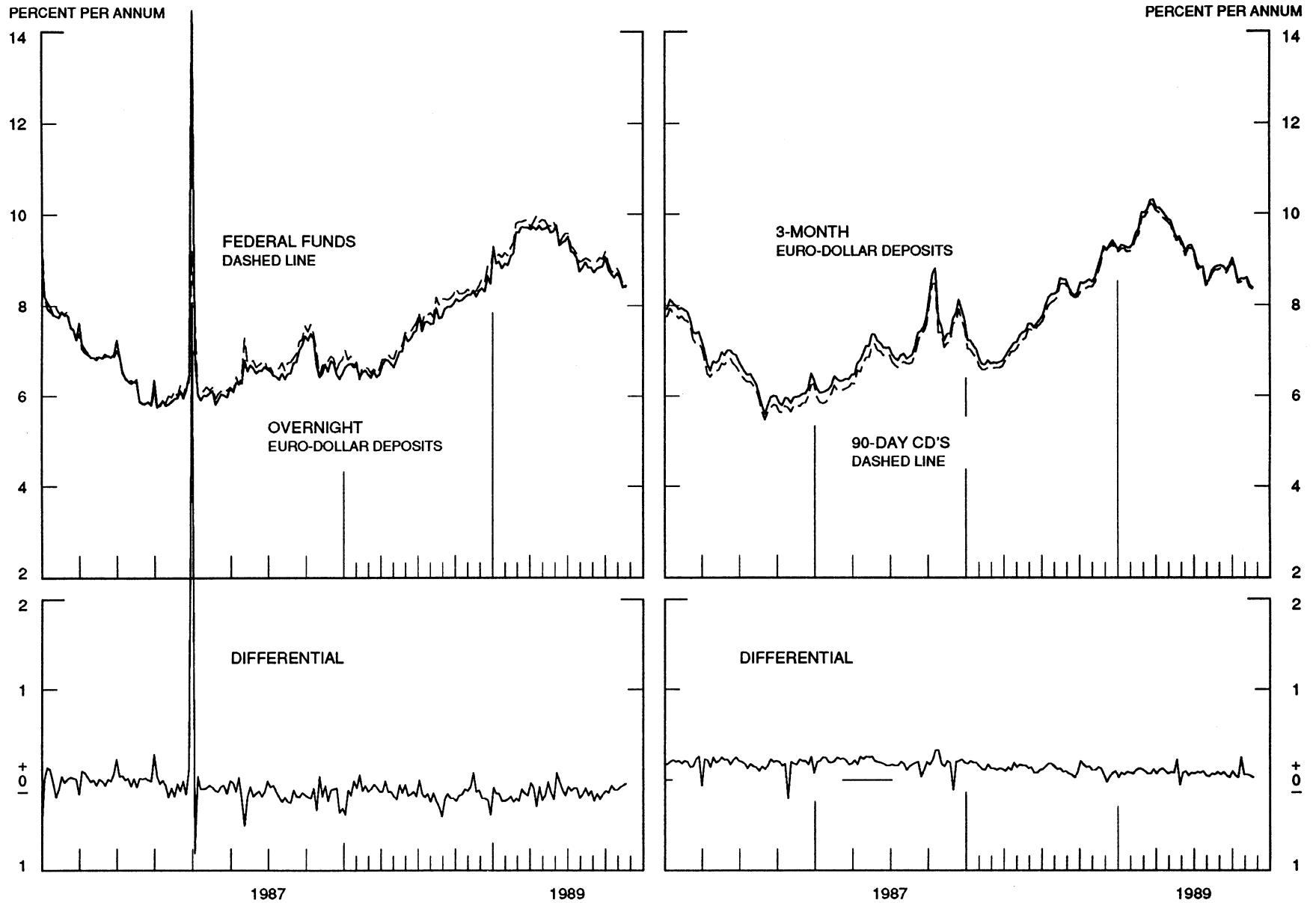
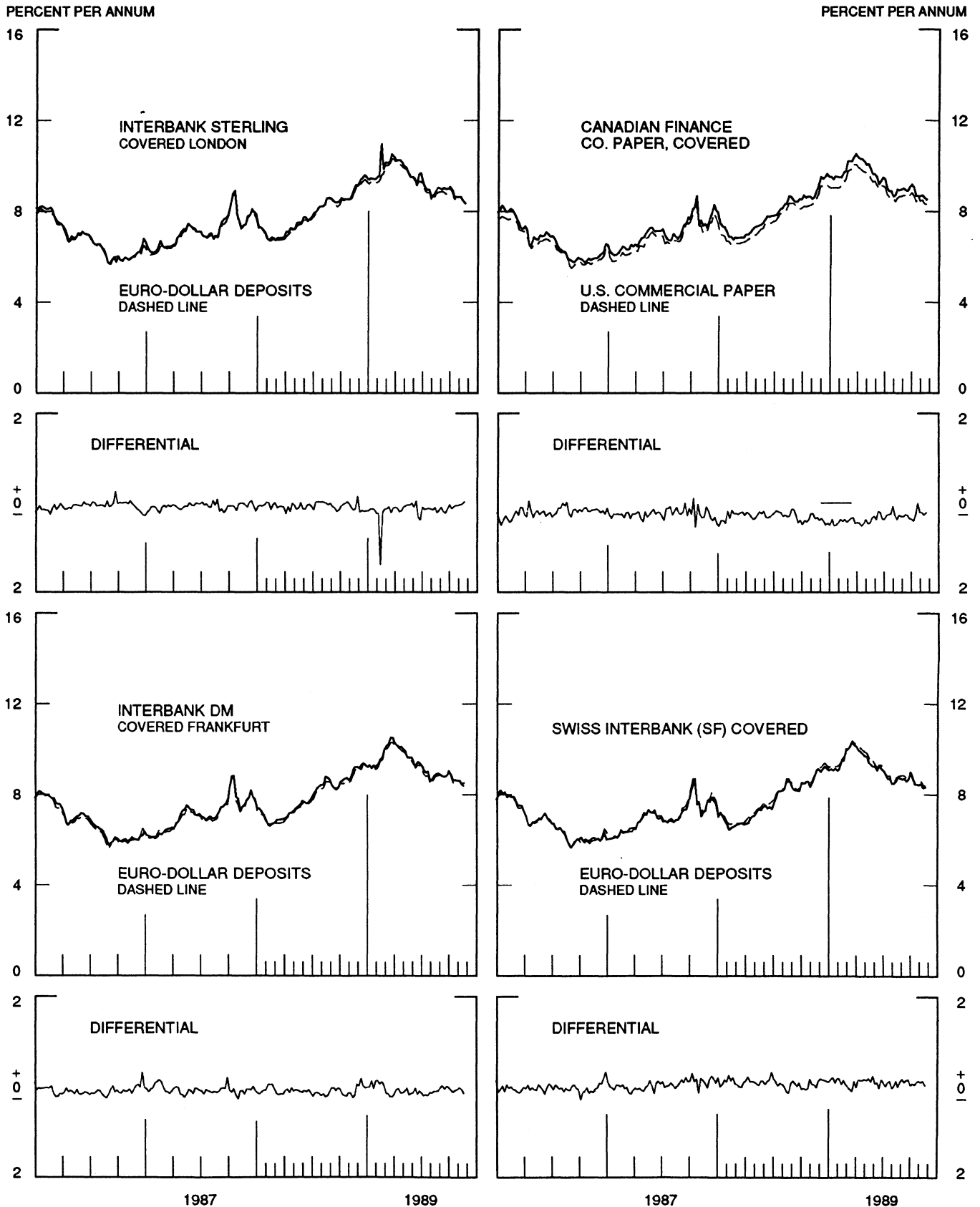


CHART 8

# INTEREST ARBITRAGE: 3-MONTH FUNDS

DIFFERENTIAL: PLUS(+), INDICATES FAVOR DOLLAR ASSETS  
AVERAGES FOR WEEK ENDING WEDNESDAY



1 PERCENT ON DIFFERENTIAL SCALE = 2 PERCENT ON RATE SCALE

CHART 9  
LONG-TERM GOVERNMENT BOND YIELDS  
WEEKLY SERIES

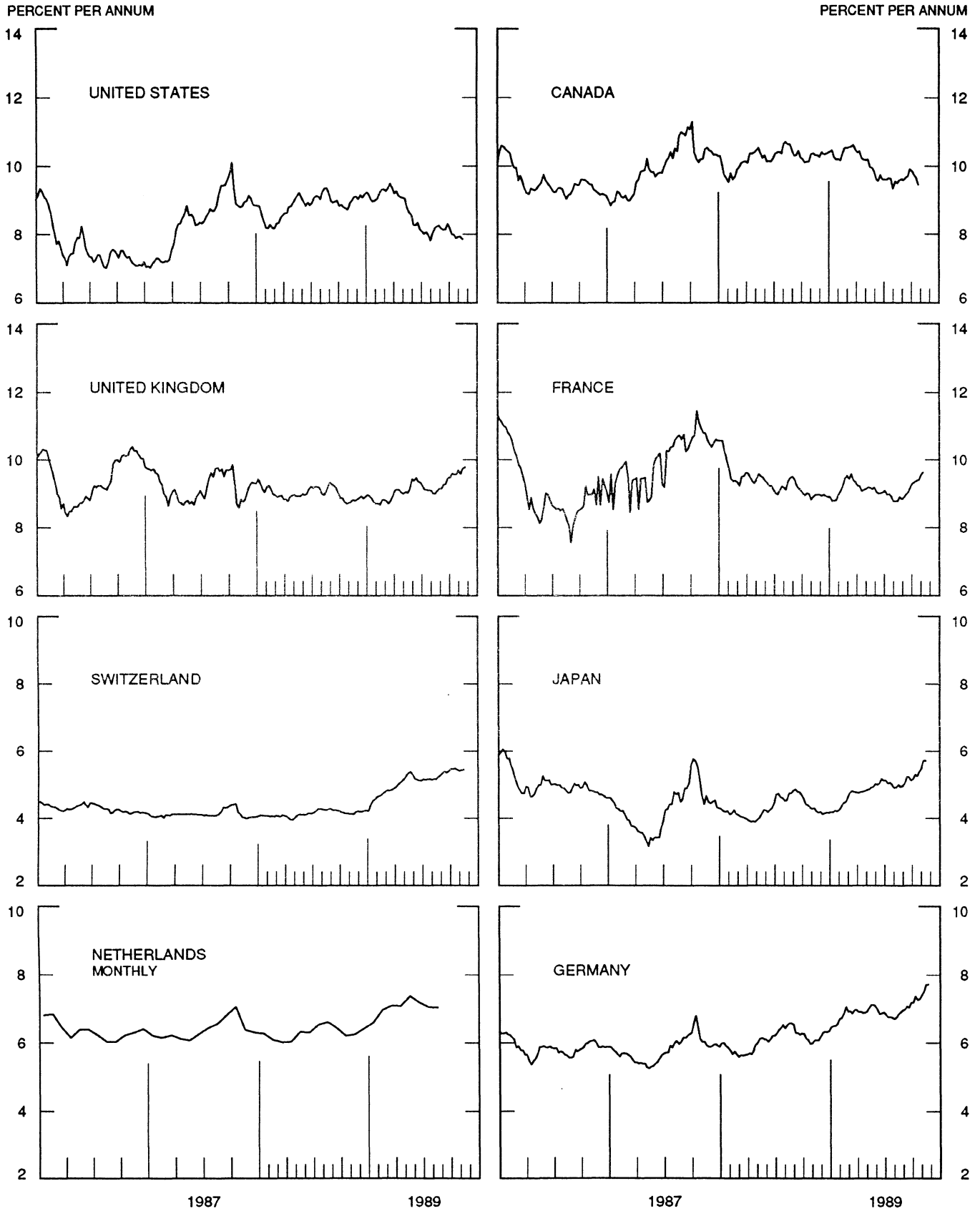
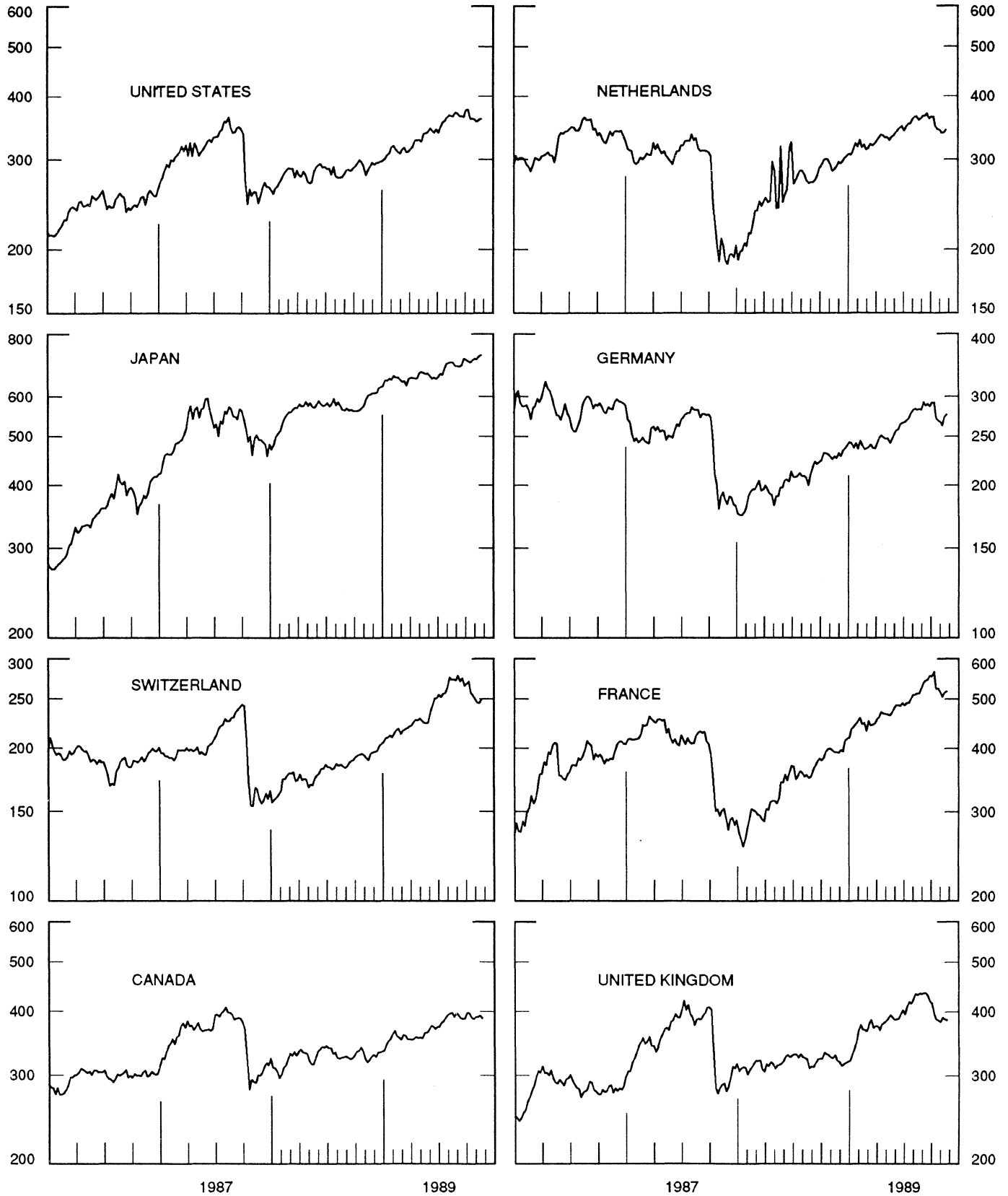


CHART 10  
**INDUSTRIAL STOCK INDICES**  
 WEEKLY SERIES

RATIO SCALE  
 1969=100

RATIO SCALE  
 1969=100



SERIES NAME

LAST VALUE PLOTTED  
DATE VALUE

CHART 1. SPOT EXCHANGE RATES AND INDICES

WEEKLY AVERAGES, NOON BUYING RATES (U.S. CENTS)

GERMAN MARK	NOV. 22	54.66
JAPANESE YEN	NOV. 22	0.69416
DUTCH GUILDER	NOV. 22	48.44
U.K. POUND	NOV. 22	156.71
CANADIAN DOLLAR	NOV. 22	85.44
FRENCH FRANC	NOV. 22	16.05
SWISS FRANC	NOV. 22	61.53
BELGIAN FRANC	NOV. 22	2.60465
ITALIAN LIRA	NOV. 22	.07425
SWEDISH KRONA	NOV. 22	15.52

INDICES, MARCH 1973 BASE RATES = 100

GERMAN MARK	NOV. 22	165.75
JAPANESE YEN	NOV. 22	181.75
DUTCH GUILDER	NOV. 22	139.05
U.K. POUND	NOV. 22	63.38
CANADIAN DOLLAR	NOV. 22	85.16
FRENCH FRANC	NOV. 22	72.32
SWISS FRANC	NOV. 22	197.96
BELGIAN FRANC	NOV. 22	102.64
ITALIAN LIRA	NOV. 22	116.38

WEIGHTED AVERAGE EXCHANGE VALUE INDICES, MAR 1973 = 100  
(G-10 COUNTRIES PLUS SWITZERLAND)

U.S. DOLLAR	NOV. 22	98.40
GERMAN MARK	NOV. 22	100.99
JAPANESE YEN	NOV. 22	192.23
DUTCH GUILDER	NOV. 22	139.66
U.K. POUND	NOV. 22	59.65
CANADIAN DOLLAR	NOV. 22	82.97
FRENCH FRANC	NOV. 22	68.40
SWISS FRANC	NOV. 22	198.54
BELGIAN FRANC	NOV. 22	101.22
ITALIAN LIRA	NOV. 22	38.77
SWEDISH KRONA	NOV. 22	66.90

CHART 2. 3-MONTH FORWARD EXCHANGE RATES, PREMIUM OR DISCOUNT

CANADIAN DOLLAR	NOV. 22	-3.72
U.K. POUND	NOV. 22	-6.43
GERMAN MARK	NOV. 22	0.28
FRENCH FRANC	NOV. 22	-1.99
SWISS FRANC	NOV. 22	0.64
DUTCH GUILDER	NOV. 22	-0.01
JAPANESE YEN	NOV. 22	1.82
ITALIAN LIRA	NOV. 22	-4.25

SERIES NAME

LAST VALUE PLOTTED  
DATE VALUE

CHART 3. GOLD PRICE IN LONDON, AFTERNOON FIXING

U. S. DOLLARS PER FINE OUNCE NOV. 22 397.44

CHART 4. CALL MONEY RATES

U. S. FEDERAL FUNDS	NOV. 22	8.40
OVERNIGHT EURO-DOLLAR DEPOSITS	NOV. 22	8.44
U. K.	NOV. 22	14.81
CANADA	NOV. 22	12.03
GERMANY	NOV. 22	7.22
JAPAN	NOV. 22	6.07
FRANCE	NOV. 22	10.10
NETHERLANDS	NOV. 22	8.18
SWITZERLAND	NOV. 22	6.78

CHART 5. 3-MONTH INTEREST RATES

U. S. 90-DAY CD'S, SECONDARY MARKET	NOV. 22	8.35
GERMAN INTERBANK LOAN	NOV. 22	8.22
JAPANESE GENSAKI RATE	NOV. 22	5.74
CANADIAN FINANCE PAPER	NOV. 22	12.36
INTERBANK STERLING	NOV. 22	15.02
SWISS INTERBANK LOAN	NOV. 22	7.67
FRENCH INTERBANK RATE	NOV. 22	10.40
NETHERLANDS INTERBANK RATE	NOV. 22	8.42
WEIGHTED AVERAGE FOREIGN INTEREST RATE (G-10 COUNTRIES PLUS SWITZERLAND)	NOV. 22	9.61

CHART 6. EURO-DOLLAR DEPOSIT RATES: LONDON

OVERNIGHT	NOV. 22	8.44
7-DAY	NOV. 22	8.40
1-MONTH	NOV. 22	8.38
3-MONTH	NOV. 22	8.38
6-MONTH	NOV. 22	8.17
1-YEAR	NOV. 22	8.10

CHART 7. SELECTED EURO-DOLLAR AND U.S. MONEY MARKET RATES

OVERNIGHT EURO-DOLLAR DEPOSITS	NOV. 22	8.44
U. S. FEDERAL FUNDS	NOV. 22	8.40
DIFFERENTIAL	NOV. 22	-0.04
3-MONTH EURO-DOLLAR DEPOSIT RATE	NOV. 22	8.38
U. S. 90-DAY CD'S, SECONDARY MARKET	NOV. 22	8.35
DIFFERENTIAL	NOV. 22	0.03

LAST VALUE PLOTTED  
DATE VALUE

SERIES NAME

CHART 8. INTEREST ARBITRAGE, 3-MONTH FUNDS

EURO-DOLLAR DEPOSIT	NOV. 22	8.38
INTERBANK STERLING (LONDON), COVERED	NOV. 22	8.35
DIFFERENTIAL	NOV. 22	0.02
U.S. COMMERCIAL PAPER	NOV. 22	8.31
CANADIAN FINANCE PAPER, COVERED	NOV. 22	8.53
DIFFERENTIAL	NOV. 22	-0.22
EURO-DOLLAR DEPOSIT	NOV. 22	8.38
INTERBANK DM (FRANKFURT), COVERED	NOV. 22	8.51
DIFFERENTIAL	NOV. 22	-0.13
EURO-DOLLAR DEPOSIT	NOV. 22	8.38
SWISS INTERBANK, COVERED	NOV. 22	8.32
DIFFERENTIAL	NOV. 22	0.05

CHART 9. LONG TERM GOVERNMENT BOND YIELDS

UNITED STATES	NOV. 17	7.86
GERMANY	NOV. 24	7.72
JAPAN	NOV. 17	5.71
SWITZERLAND	NOV. 17	5.45
CANADA	OCT. 27	9.46
FRANCE	NOV. 10	9.62
NETHERLANDS (MONTHLY)	AUG.	7.03
UNITED KINGDOM	NOV. 24	9.77

U.S. CORPORATE

AAA BONDS	MAY	9.33
-----------	-----	------

CHART 10. STOCK INDICES

UNITED STATES	NOV. 22	360.88
UNITED KINGDOM	NOV. 22	385.64
CANADA	NOV. 22	388.30
GERMANY	NOV. 22	275.79
SWITZERLAND	NOV. 22	249.46
NETHERLANDS	NOV. 22	342.70
FRANCE	NOV. 22	517.31
JAPAN	NOV. 22	725.80

# FEDERAL RESERVE statistical release



H.10(512)

November 27, 1989

## FOREIGN EXCHANGE RATES

FOR THE WEEK ENDING NOVEMBER 24, 1989

The Board of Governors of the Federal Reserve System is advised that the Federal Reserve Bank of New York has certified for customs purposes the following noon buying rates in New York City for cable transfers payable in foreign currencies:

COUNTRY	MONETARY UNIT	(CURRENCY UNITS PER DOLLAR)				
		Nov. 20	Nov. 21	Nov. 22	Nov. 23	Nov. 24
*AUSTRALIA	DOLLAR	78.130	77.730	77.610		78.320
AUSTRIA	SCHILLING	12.915	12.820	12.771		12.720
BELGIUM	FRANC	38.520	38.200	38.090		37.920
CANADA	DOLLAR	1.1715	1.1703	1.1705		1.1675
CHINA, P. R.	YUAN	3.7314	3.7314	3.7314		3.7314
DENMARK	KRONE	7.1350	7.0950	7.0500		7.0190
FINLAND	MARKKA	4.2760	4.2650	4.2550	H	4.2390
FRANCE	FRANC	6.2500	6.2070	6.1840		6.1615
GERMANY	D. MARK	1.8360	1.8205	1.8137		1.8053
GREECE	DRACHMA	165.45	164.30	164.20	O	164.45
HONG KONG	DOLLAR	7.8145	7.8140	7.8145		7.8125
INDIA	RUPEE	16.950	16.920	16.910		16.920
*IRELAND	POUND	144.20	144.95	145.20	L	146.00
ITALY	LIRA	1350.50	1340.00	1336.50		1331.00
JAPAN	YEN	144.50	143.75	143.85		143.50
MALAYSIA	RINGGIT	2.7100	2.7090	2.7075	I	2.7050
NETHERLANDS	GUILDER	2.0717	2.0542	2.0462		2.0365
*NEW ZEALAND	DOLLAR	58.970	58.720	58.340		58.750
NORWAY	KRONE	6.9200	6.8950	6.8950	D	6.8740
PORTUGAL	ESCUDO	158.10	157.50	158.50		156.65
SINGAPORE	DOLLAR	1.9620	1.9600	1.9610		1.9550
SOUTH AFRICA	RAND	2.628	26.300	2.618	A	2.620
SOUTH KOREA	WON	675.00	675.10	675.00		675.80
SPAIN	PESETA	117.90	116.75	116.22		115.98
SRI LANKA	RUPEE	40.018	40.018	40.018	Y	40.018
SWEDEN	KRONA	6.4520	6.4400	6.4350		6.4210
SWITZERLAND	FRANC	1.6325	1.6183	1.6147		1.6150
TAIWAN	DOLLAR	26.020	26.050	26.115		26.165
THAILAND	BAHT	25.910	25.900	25.870		25.840
*UNITED KINGDOM	POUND	155.90	156.70	156.50		156.20
MEMO:						
**UNITED STATES	DOLLAR	98.45	97.82	97.64		97.35

\*VALUE IS U.S. CENTS

\*\*INDEX OF WEIGHTED AVERAGE EXCHANGE VALUE OF U.S. DOLLAR AGAINST CURRENCIES OF OTHER G-10 COUNTRIES. MARCH 1973 = 100. WEIGHTS ARE 1972-76 GLOBAL TRADE OF EACH OF THE 10 COUNTRIES. SERIES REVISED AS OF AUGUST 1978. FOR DESCRIPTION AND BACK DATA, SEE "INDEX OF THE WEIGHTED-AVERAGE EXCHANGE VALUE OF THE U.S. DOLLAR: REVISION" ON PAGE 700 OF THE AUGUST 1978 FEDERAL RESERVE BULLETIN.