

Selected Interest & Exchange Rates

Weekly Series of Charts

October 30, 1989

**Prepared by the
FINANCIAL MARKETS
SECTION**

**DIVISION OF
INTERNATIONAL FINANCE**

**BOARD OF GOVERNORS
FEDERAL RESERVE SYSTEM
Washington, D.C. 20551**

Table of Contents

TABLES

1. LATEST FIGURES PLOTTED
2. DAILY CERTIFIED SPOT EXCHANGE RATES—
H.10 RELEASE

CHARTS

1. SPOT EXCHANGE RATE INDICES
2. 3-MONTH FORWARD EXCHANGE RATES
3. GOLD PRICE—LONDON
4. CALL MONEY RATES
5. 3-MONTH INTEREST RATES
6. EURO-DOLLAR DEPOSIT RATES
7. SELECTED EURO-DOLLAR AND
U.S. MONEY MARKET RATES
8. INTEREST ARBITRAGE: 3-MONTH FUNDS
9. LONG-TERM GOVERNMENT BOND YIELDS
10. INDUSTRIAL STOCK INDICES

SUBSCRIPTION RATES:

Weekly \$24.00 per year or \$.60 each in the United States, its possessions, Canada, and Mexico; 10 or more of the same issue to one address, \$22.50 per year or \$.55 each. Elsewhere, \$30.00 per year or \$.70 each. Address requests to Publications Services, Division of Administrative Services, and make payment remittance payable to the order of the Board of Governors of the Federal Reserve System in a form collectible at par in U.S. Currency.

CHART 1
SPOT EXCHANGE INDICES

DOLLAR PRICES OF FOREIGN CURRENCIES AND WEIGHTED AVERAGE VALUES (THIN LINE)
 AVERAGES FOR WEEK ENDING WEDNESDAY

RATIO SCALE
 MARCH 1973=100

RATIO SCALE
 MARCH 1973=100

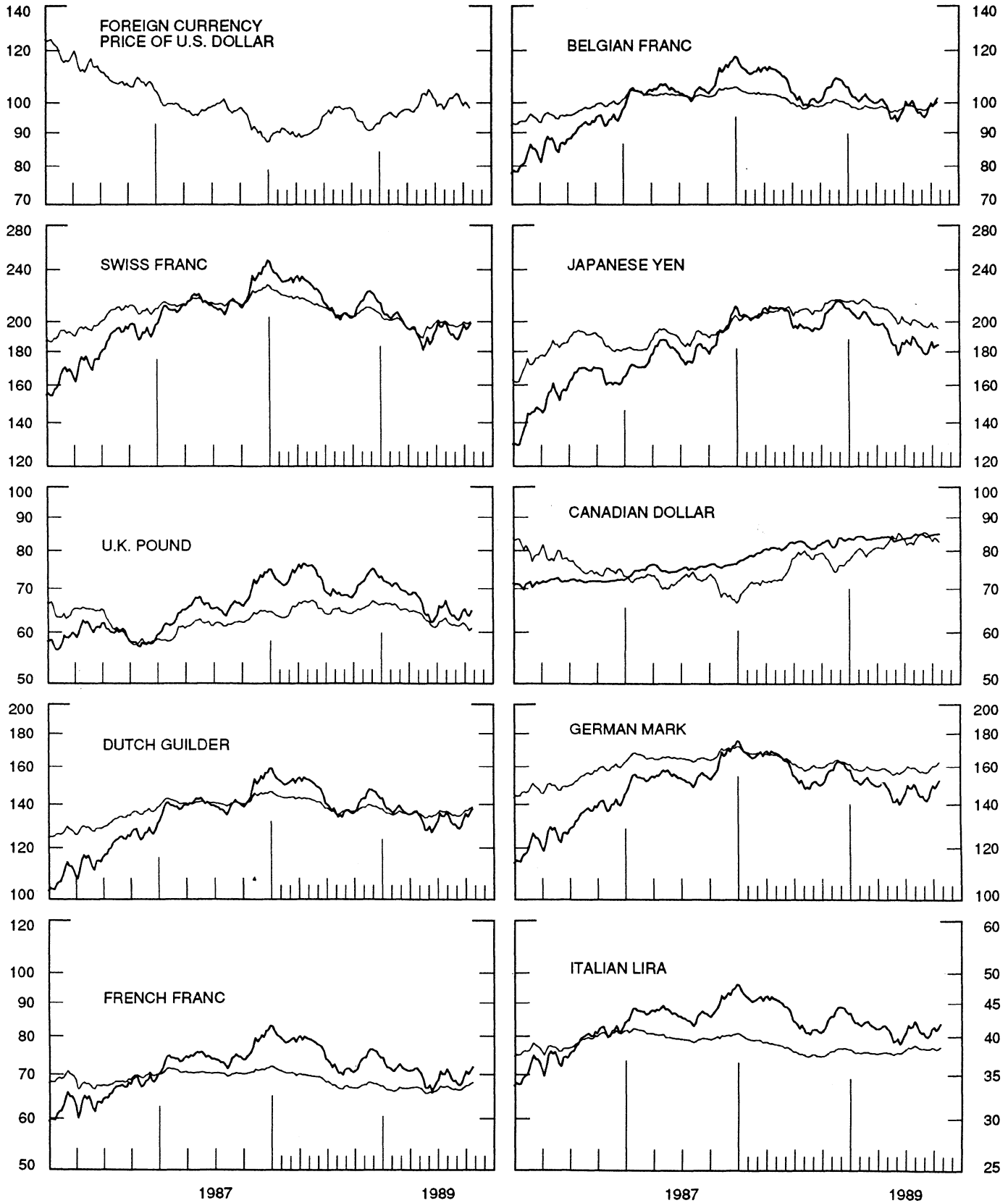


CHART 2
3-MONTH FORWARD EXCHANGE RATES

PREMIUM (+) OR (-)
AVERAGES FOR WEEK ENDING WEDNESDAY

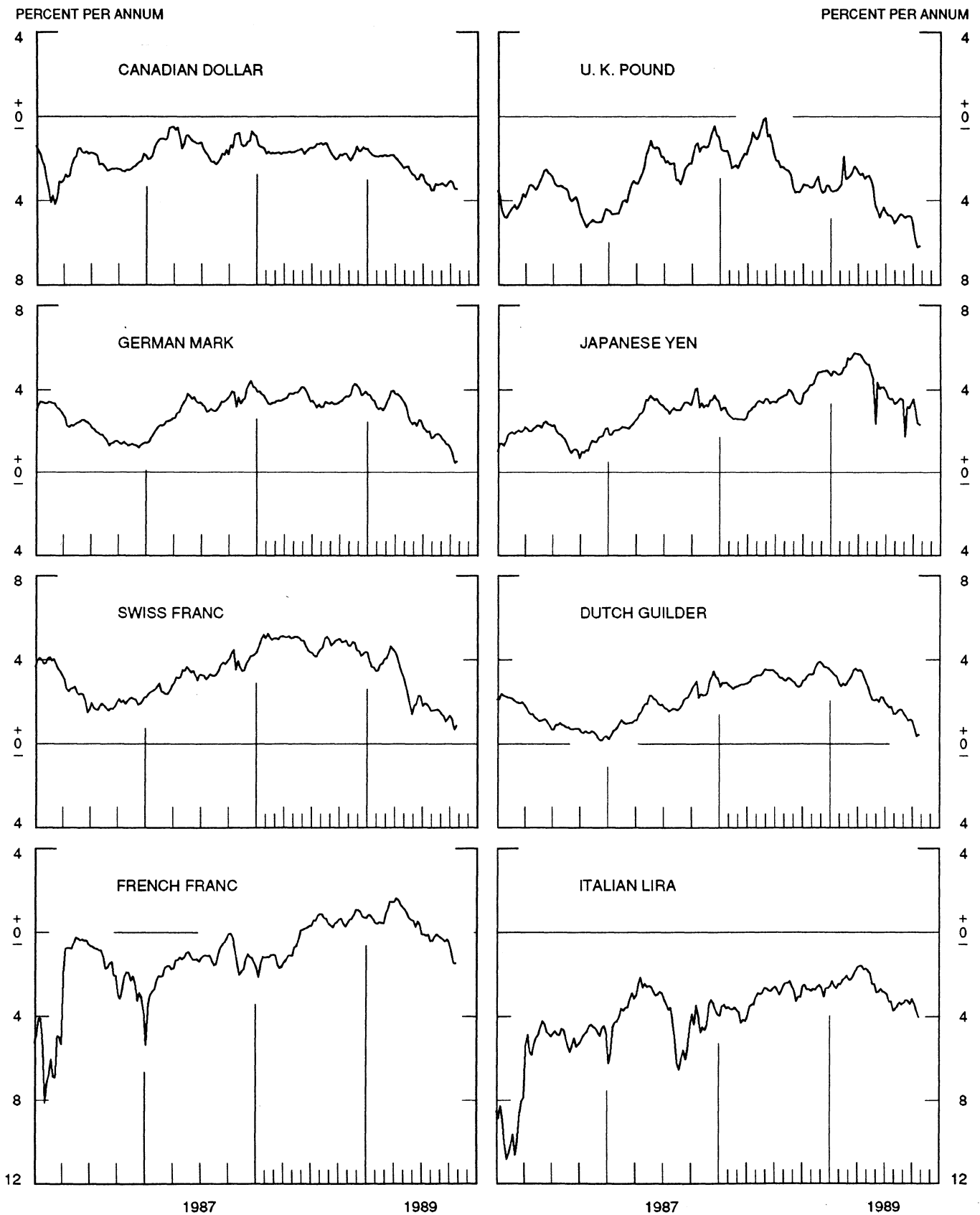


CHART 3
PRICE OF GOLD IN LONDON
AVERAGES FOR WEEK ENDING WEDNESDAY

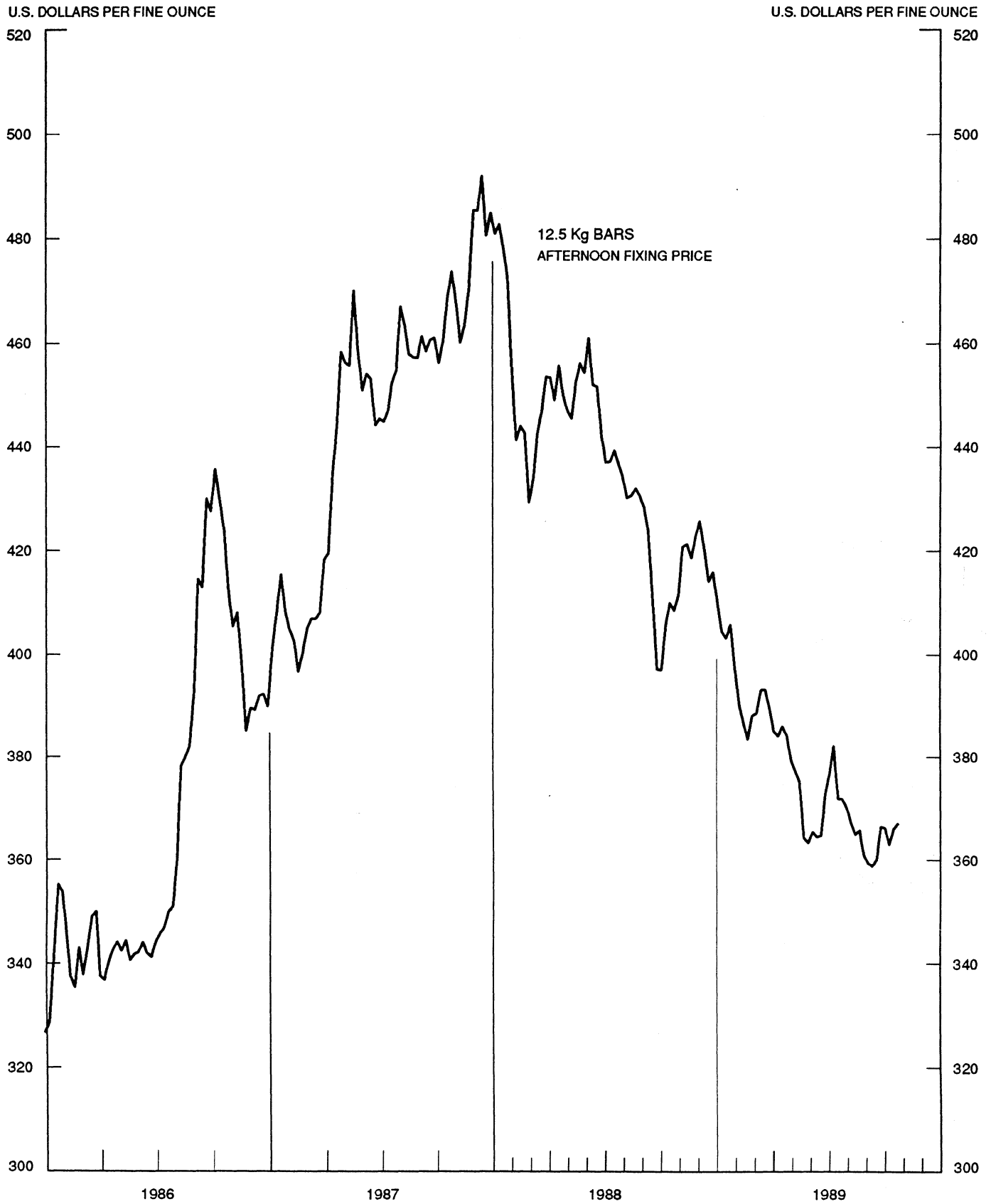


CHART 4
CALL MONEY RATES
WEEKLY SERIES

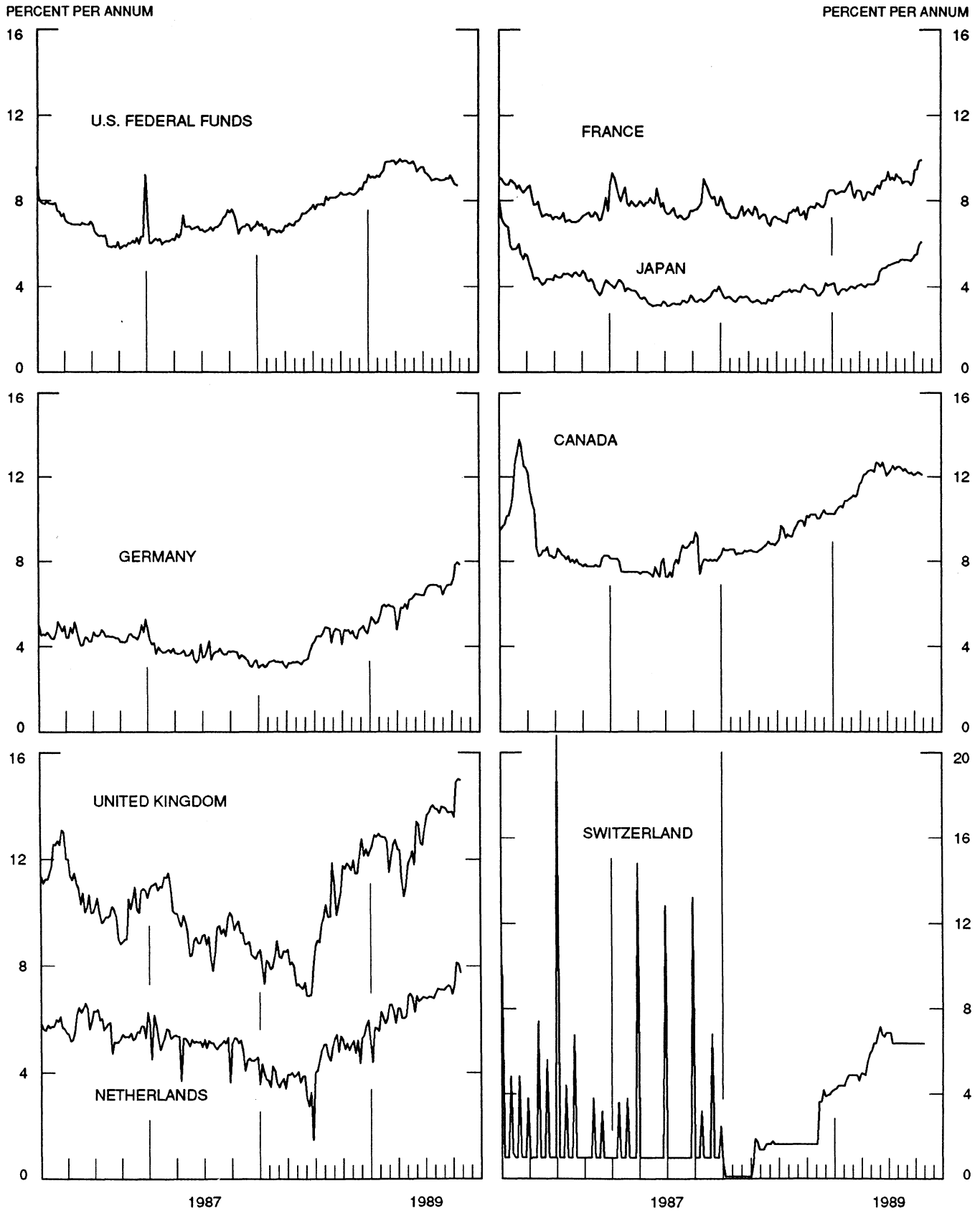


CHART 5
3-MONTH INTEREST RATES
 WEEKLY SERIES

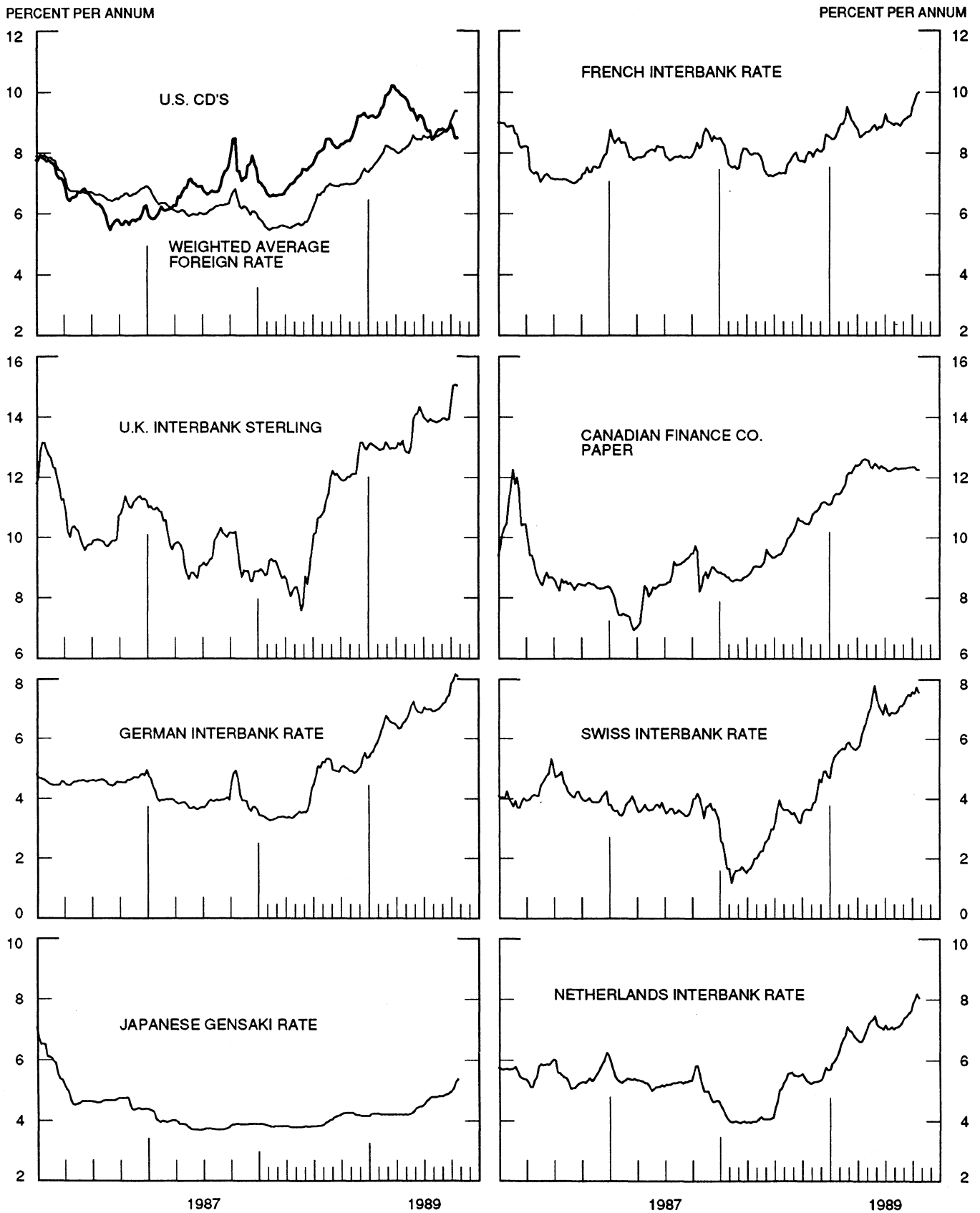


CHART 6
EURO-DOLLAR DEPOSIT RATES LONDON
AVERAGES FOR WEEK ENDING WEDNESDAY

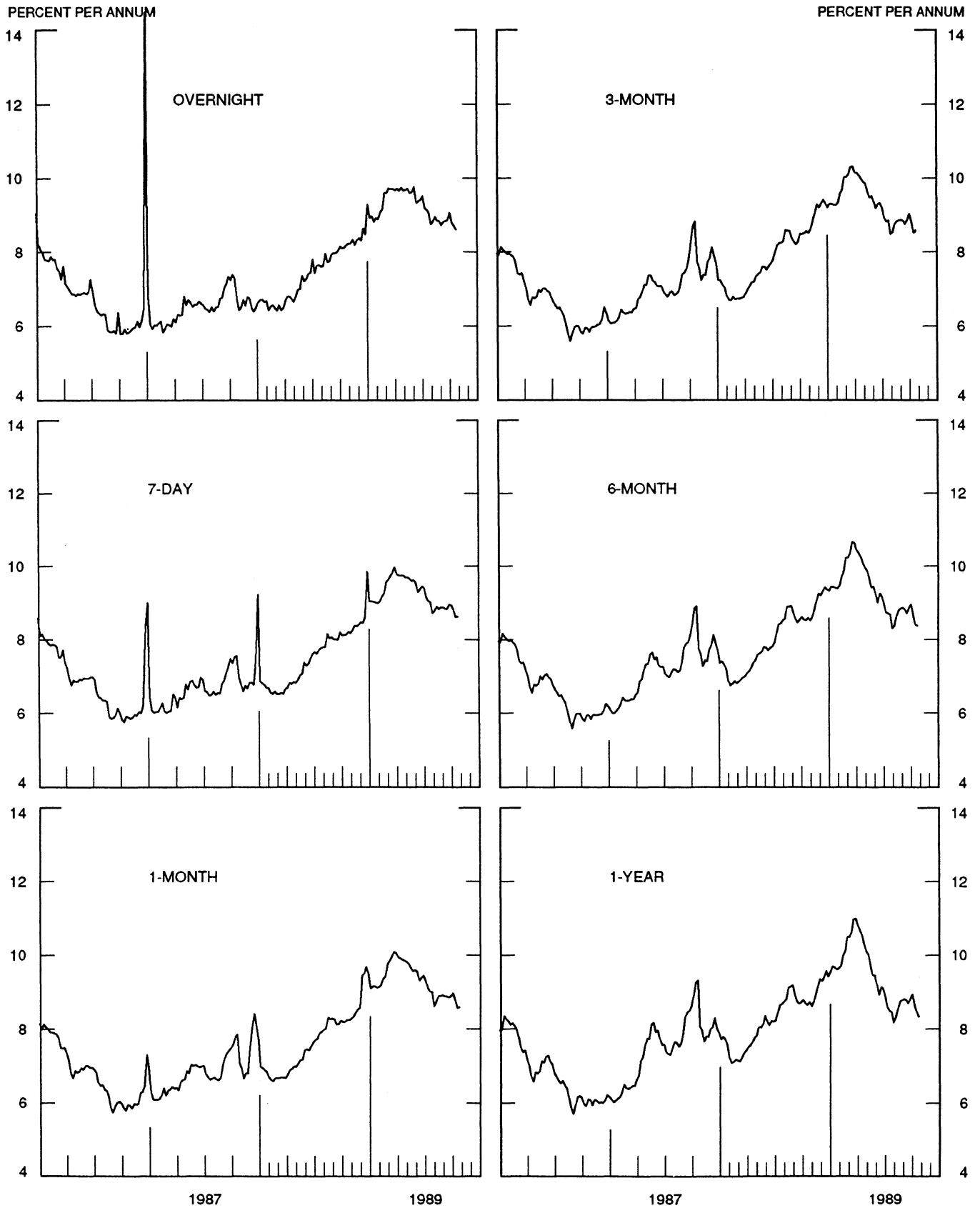
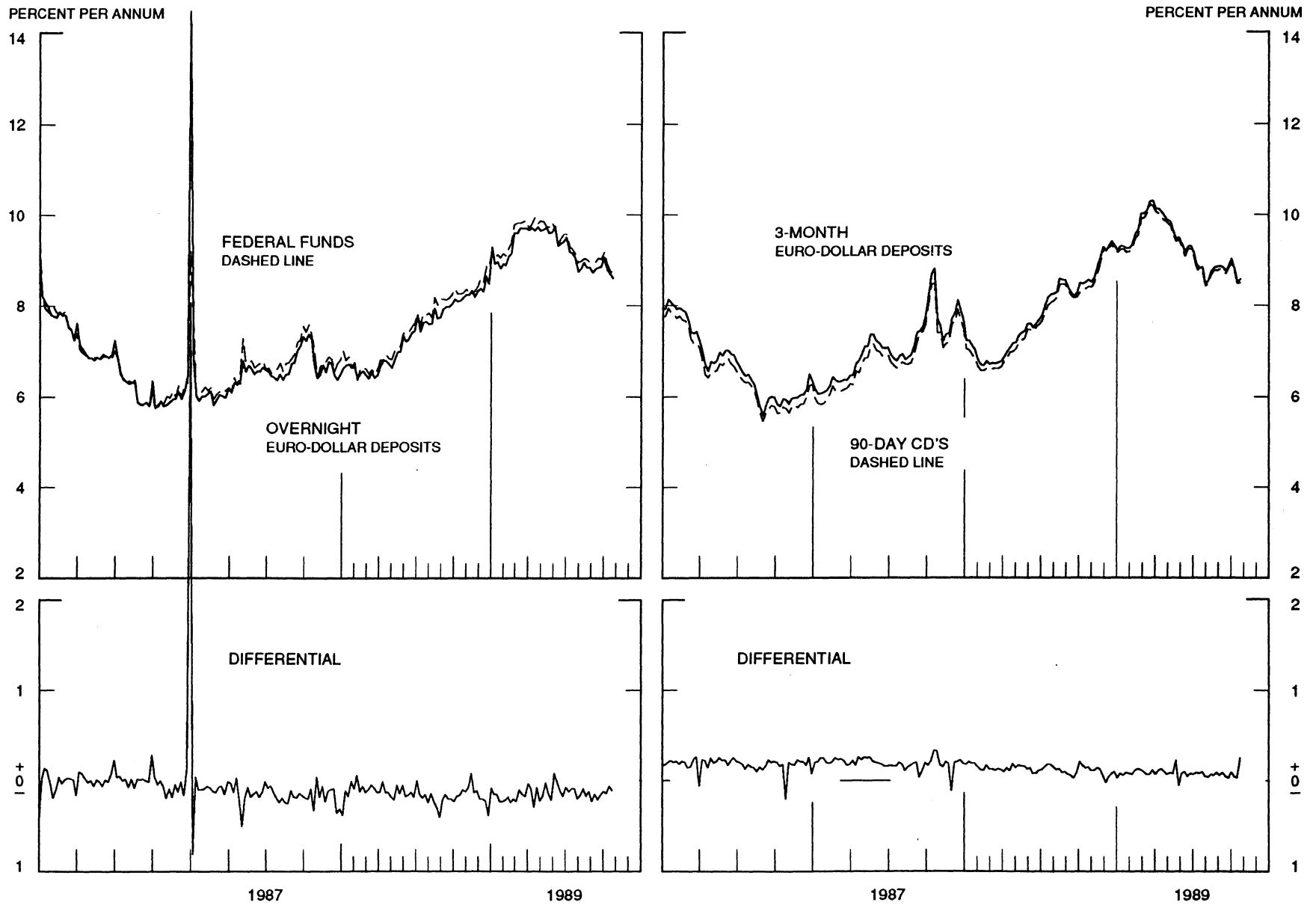


CHART 7
SELECTED EURO-DOLLAR AND U.S. MONEY MARKET RATES

DIFFERENTIAL: PLUS(+), FAVORS BORROWING IN U.S.
 AVERAGES FOR WEEK ENDING WEDNESDAY

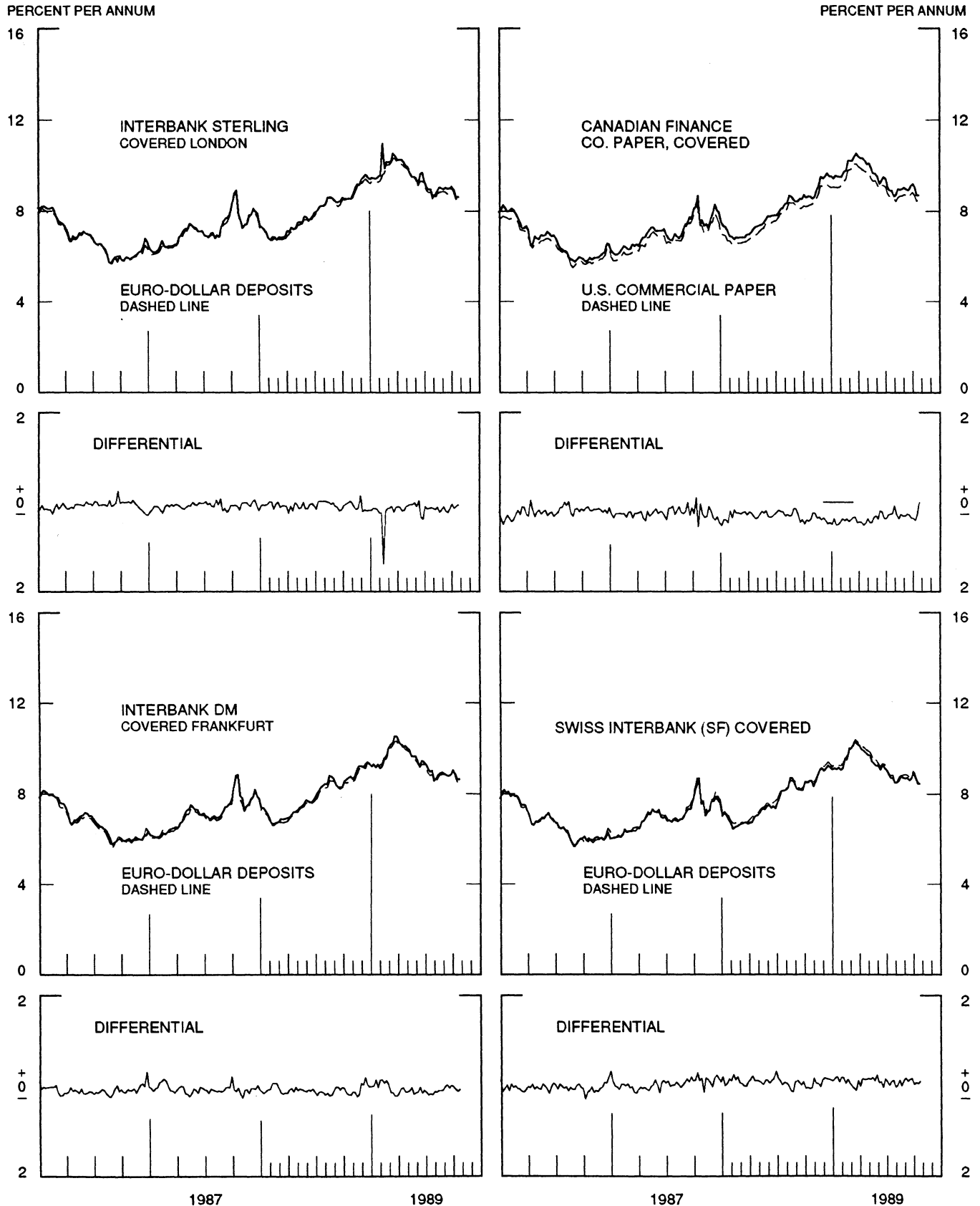


1 PERCENT ON DIFFERENTIAL SCALE = 2 PERCENT ON RATE SCALE

CHART 8

INTEREST ARBITRAGE: 3-MONTH FUNDS

DIFFERENTIAL: PLUS(+), INDICATES FAVOR DOLLAR ASSETS
AVERAGES FOR WEEK ENDING WEDNESDAY



1 PERCENT ON DIFFERENTIAL SCALE = 2 PERCENT ON RATE SCALE

CHART 9
LONG-TERM GOVERNMENT BOND YIELDS
 WEEKLY SERIES

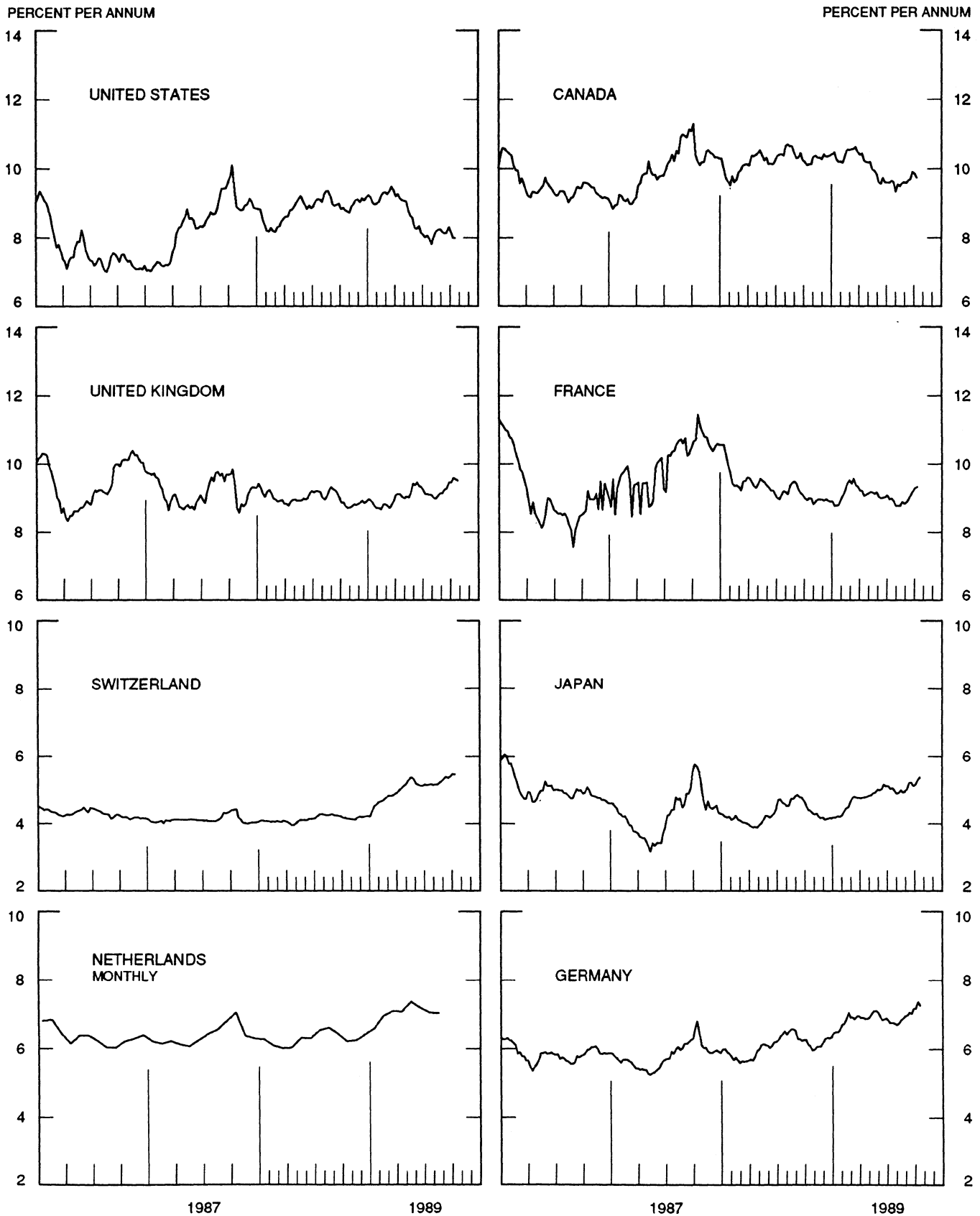
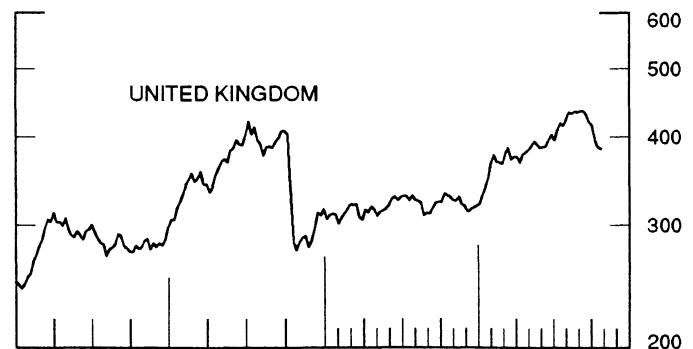
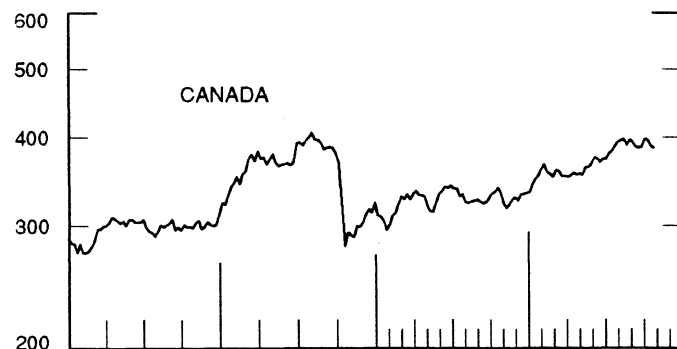
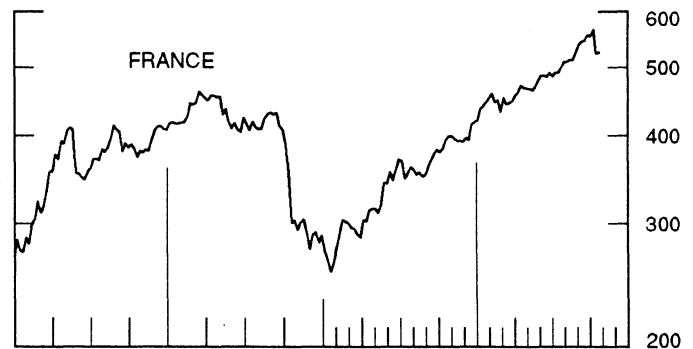
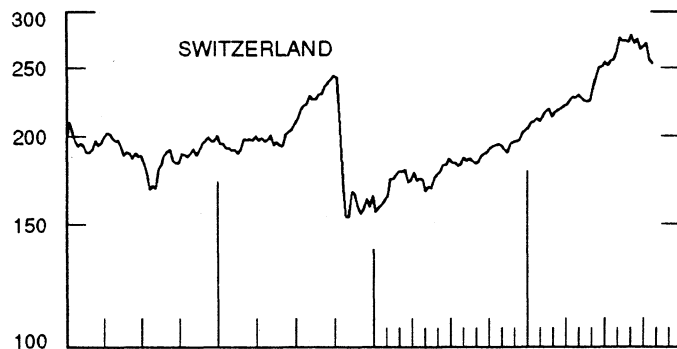
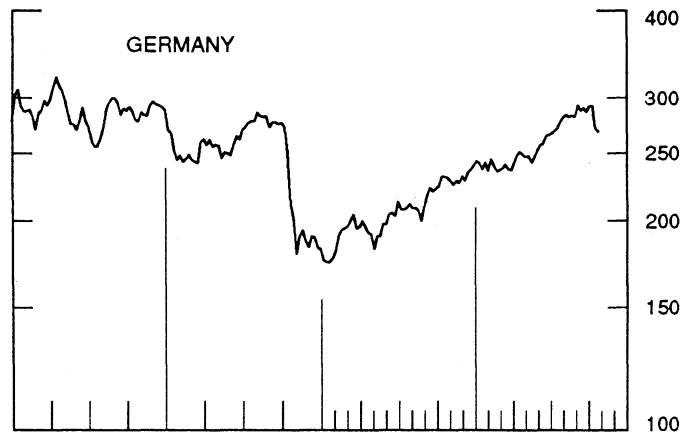
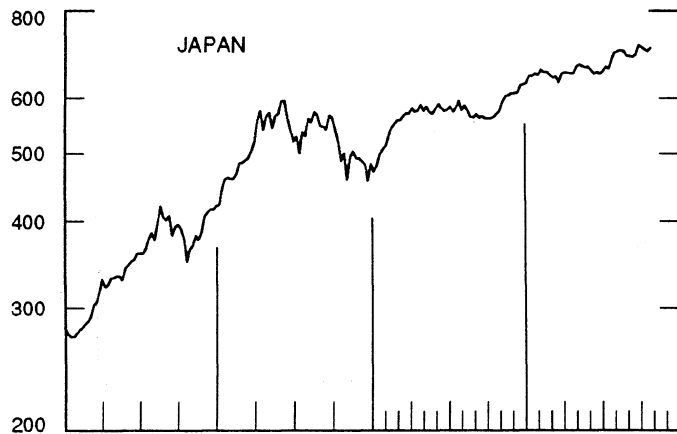
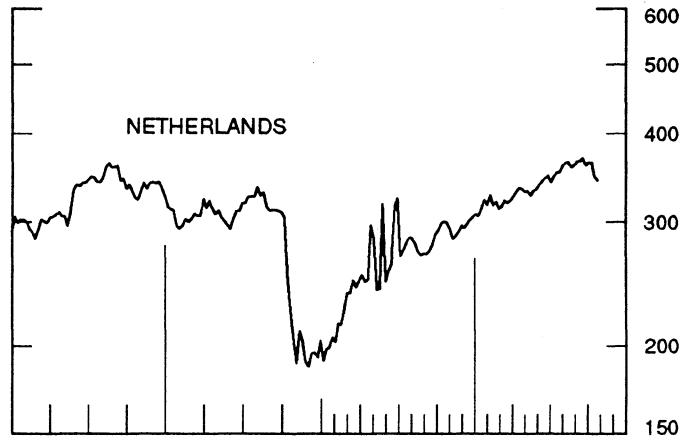
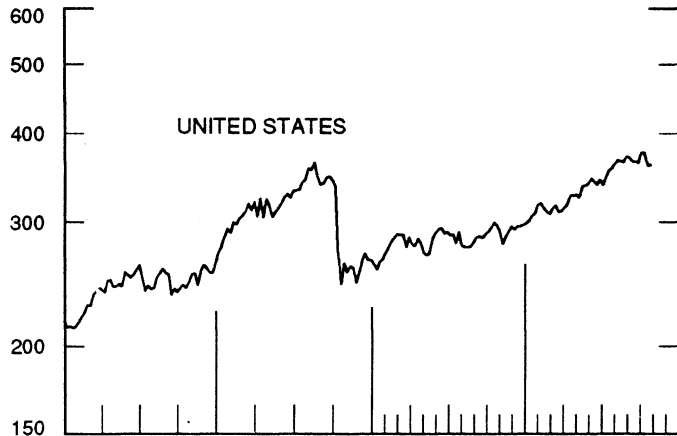


CHART 10
INDUSTRIAL STOCK INDICES
WEEKLY SERIES

RATIO SCALE
1969=100

RATIO SCALE
1969=100



1987

1989

1987

1989

SERIES NAME

LAST VALUE PLOTTED
DATE VALUE

CHART 1. SPOT EXCHANGE RATES AND INDICES

WEEKLY AVERAGES, NOON BUYING RATES (U.S. CENTS)

GERMAN MARK	OCT. 25	54.11
JAPANESE YEN	OCT. 25	0.70443
DUTCH GUILDER	OCT. 25	47.91
U.K. POUND	OCT. 25	159.85
CANADIAN DOLLAR	OCT. 25	85.22
FRENCH FRANC	OCT. 25	15.93
SWISS FRANC	OCT. 25	61.75
BELGIAN FRANC	OCT. 25	2.57616
ITALIAN LIRA	OCT. 25	0.07366
SWEDISH KRONA	OCT. 25	15.56

INDICES, MARCH 1973 BASE RATES = 100

GERMAN MARK	OCT. 25	152.20
JAPANESE YEN	OCT. 25	184.44
DUTCH GUILDER	OCT. 25	137.53
U.K. POUND	OCT. 25	64.65
CANADIAN DOLLAR	OCT. 25	84.94
FRENCH FRANC	OCT. 25	71.77
SWISS FRANC	OCT. 25	198.66
BELGIAN FRANC	OCT. 25	101.51
ITALIAN LIRA	OCT. 25	41.84

WEIGHTED AVERAGE EXCHANGE VALUE INDICES, MAR 1973 = 100
(G-10 COUNTRIES PLUS SWITZERLAND)

U.S. DOLLAR	OCT. 25	98.24
GERMAN MARK	OCT. 25	162.53
JAPANESE YEN	OCT. 25	195.40
DUTCH GUILDER	OCT. 25	138.52
U.K. POUND	OCT. 25	60.84
CANADIAN DOLLAR	OCT. 25	82.61
FRENCH FRANC	OCT. 25	68.02
SWISS FRANC	OCT. 25	199.74
BELGIAN FRANC	OCT. 25	100.11
ITALIAN LIRA	OCT. 25	38.56
SWEDISH KRONA	OCT. 25	67.04

CHART 2. 3-MONTH FORWARD EXCHANGE RATES, PREMIUM OR DISCOUNT

CANADIAN DOLLAR	OCT. 25	-3.46
U.K. POUND	OCT. 25	-6.18
GERMAN MARK	OCT. 25	0.53
FRENCH FRANC	OCT. 25	-1.46
SWISS FRANC	OCT. 25	0.87
DUTCH GUILDER	OCT. 25	0.43
JAPANESE YEN	OCT. 25	2.30
ITALIAN LIRA	OCT. 25	-4.02

SERIES NAME	LAST VALUE PLOTTED	
	DATE	VALUE
CHART 3. GOLD PRICE IN LONDON, AFTERNOON FIXING		
U.S. DOLLARS PER FINE OUNCE	OCT. 25	367.00
CHART 4. CALL MONEY RATES		
U.S. FEDERAL FUNDS	OCT. 25	8.72
OVERNIGHT EURO-DOLLAR DEPOSITS	OCT. 25	8.61
U.K.	OCT. 25	14.97
CANADA	OCT. 25	12.10
GERMANY	OCT. 25	7.85
JAPAN	OCT. 25	6.08
FRANCE	OCT. 25	9.91
NETHERLANDS	OCT. 25	7.76
SWITZERLAND	OCT. 25	6.38
CHART 5. 3-MONTH INTEREST RATES		
U.S. 90-DAY CD'S, SECONDARY MARKET	OCT. 25	8.50
GERMAN INTERBANK LOAN	OCT. 25	8.10
JAPANESE GENSAKI RATE	OCT. 25	5.37
CANADIAN FINANCE PAPER	OCT. 25	12.25
INTERBANK STERLING	OCT. 25	15.04
SWISS INTERBANK LOAN	OCT. 25	7.57
FRENCH INTERBANK RATE	OCT. 25	10.00
NETHERLANDS INTERBANK RATE	OCT. 25	8.06
WEIGHTED AVERAGE FOREIGN INTEREST RATE (G-10 COUNTRIES PLUS SWITZERLAND)	OCT. 25	9.39
CHART 6. EURO-DOLLAR DEPOSIT RATES: LONDON		
OVERNIGHT	OCT. 25	8.61
7-DAY	OCT. 25	8.63
1-MONTH	OCT. 25	8.59
3-MONTH	OCT. 25	8.58
6-MONTH	OCT. 25	8.38
1-YEAR	OCT. 25	8.34
CHART 7. SELECTED EURO-DOLLAR AND U.S. MONEY MARKET RATES		
OVERNIGHT EURO-DOLLAR DEPOSITS	OCT. 25	8.61
U.S. FEDERAL FUNDS	OCT. 25	8.72
DIFFERENTIAL	OCT. 25	-0.11
3-MONTH EURO-DOLLAR DEPOSIT RATE	OCT. 25	8.58
U.S. 90-DAY CD'S, SECONDARY MARKET	OCT. 25	8.50
DIFFERENTIAL	OCT. 25	0.25

SERIES NAME

LAST VALUE PLOTTED
DATE VALUE

CHART 8. INTEREST ARBITRAGE, 3-MONTH FUNDS

EURO-DOLLAR DEPOSIT	OCT. 25	8.58
INTERBANK STERLING (LONDON), COVERED	OCT. 25	8.63
DIFFERENTIAL	OCT. 25	-0.06
U.S. COMMERCIAL PAPER	OCT. 25	8.69
CANADIAN FINANCE PAPER, COVERED	OCT. 25	8.69
DIFFERENTIAL	OCT. 25	-0.00
EURO-DOLLAR DEPOSIT	OCT. 25	8.58
INTERBANK DM (FRANKFURT), COVERED	OCT. 25	8.64
DIFFERENTIAL	OCT. 25	-0.07
EURO-DOLLAR DEPOSIT	OCT. 25	8.58
SWISS INTERBANK, COVERED	OCT. 25	8.46
DIFFERENTIAL	OCT. 25	0.12

CHART 9. LONG TERM GOVERNMENT BOND YIELDS

UNITED STATES	OCT. 20	7.99
GERMANY	OCT. 27	7.27
JAPAN	OCT. 20	5.37
SWITZERLAND	OCT. 13	5.46
CANADA	OCT. 13	9.75
FRANCE	OCT. 13	9.33
NETHERLANDS (MONTHLY)	AUG.	7.03
UNITED KINGDOM	OCT. 27	9.54

U.S. CORPORATE

AAA BONDS	MAY	9.33
-----------	-----	------

CHART 10. STOCK INDICES

UNITED STATES	OCT. 25	361.19
UNITED KINGDOM	OCT. 25	385.16
CANADA	OCT. 25	386.93
GERMANY	OCT. 25	268.60
SWITZERLAND	OCT. 25	253.95
NETHERLANDS	OCT. 25	343.75
FRANCE	OCT. 25	524.85
JAPAN	OCT. 25	708.66

FEDERAL RESERVE statistical release



H.10(512)

OCTOBER 27, 1989

FOREIGN EXCHANGE RATES

FOR THE WEEK ENDING OCTOBER 27, 1989

The Board of Governors of the Federal Reserve System is advised that the Federal Reserve Bank of New York has certified for customs purposes the following noon buying rates in New York City for cable transfers payable in foreign currencies:

COUNTRY	MONETARY UNIT	(CURRENCY UNITS PER DOLLAR)				
		OCT. 23	OCT. 24	OCT. 25	OCT. 26	OCT. 27
*AUSTRALIA	DOLLAR	77.04	76.51	77.39	77.82	77.75
AUSTRIA	SCHILLING	13.070	12.952	12.950	12.988	12.902
BELGIUM	FRANC	38.950	38.640	38.650	38.640	38.390
CANADA	DOLLAR	1.1725	1.1723	1.1747	1.1752	1.1754
CHINA, P.R.	YUAN	3.7314	3.7314	3.7314	3.7314	3.7314
DENMARK	KRONE	7.2320	7.1675	7.1715	7.1900	7.1335
FINLAND	MARKKA	4.2640	4.2325	4.2405	4.2480	4.2410
FRANCE	FRANC	6.3010	6.2490	6.2525	6.2480	6.2200
GERMANY	D. MARK	1.8557	1.8390	1.8409	1.8380	1.8300
GREECE	DRACHMA	166.350	165.200	164.560	164.930	165.200
HONG KONG	DOLLAR	7.8100	7.8085	7.8080	7.8090	7.8110
INDIA	RUPEE	16.8200	16.7700	16.8100	16.8200	16.8500
*IRELAND	POUND	143.50	144.50	144.40	144.10	144.60
ITALY	LIRA	1360.50	1350.50	1349.75	1349.00	1348.00
JAPAN	YEN	142.35	141.55	141.65	141.65	142.00
MALAYSIA	RINGGIT	2.6950	2.6925	2.6920	2.6940	2.6970
NETHERLANDS	GUILDER	2.0957	2.0772	2.0790	2.0750	2.0661
*NEW ZEALAND	DOLLAR	59.000	58.850	59.200	59.220	59.250
NORWAY	KRONE	6.9320	6.8825	6.8805	6.8950	6.8805
PORTUGAL	ESCUDO	158.850	157.800	157.280	157.630	157.250
SINGAPORE	DOLLAR	1.9595	1.9580	1.9570	1.9610	1.9630
SOUTH AFRICA	RAND	2.6600	2.6390	2.6350	2.6500	2.6450
SOUTH KOREA	WON	674.10	674.20	674.10	674.00	674.20
SPAIN	PESETA	118.390	117.350	117.380	117.540	116.850
SRI LANKA	RUPEE	40.017	40.017	40.017	40.018	40.018
SWEDEN	KRONA	6.4505	6.3995	6.4005	6.4020	6.3930
SWITZERLAND	FRANC	1.6250	1.6120	1.6120	1.6090	1.6020
TAIWAN	DOLLAR	25.770	25.791	NA	25.805	25.818
THAILAND	BAHT	25.850	25.840	25.830	25.830	25.860
*UNITED KINGDOM	POUND	159.35	160.60	160.88	161.20	157.50
MEMO:						
#UNITED STATES	DOLLAR	98.53	97.82	97.86	97.77	97.83

#INDEX OF WEIGHTED AVERAGE EXCHANGE VALUE OF U.S. DOLLAR AGAINST CURRENCIES OF OTHER G-10 COUNTRIES. MARCH 1973 = 100. WEIGHTS ARE 1972-76 GLOBAL TRADE OF EACH OF THE 10 COUNTRIES. SERIES REVISED AS OF AUGUST 1978. FOR DESCRIPTION AND BACK DATA, SEE "INDEX OF THE WEIGHTED-AVERAGE EXCHANGE VALUE OF THE U.S. DOLLAR: REVISION" ON PAGE 700 OF THE AUGUST 1978 FEDERAL RESERVE BULLETIN.

*VALUE IS U.S. CENTS