

# Selected Interest & Exchange Rates

## Weekly Series of Charts

**October 10, 1989**

**Prepared by the  
FINANCIAL MARKETS  
SECTION**

**DIVISION OF  
INTERNATIONAL FINANCE**

**BOARD OF GOVERNORS  
FEDERAL RESERVE SYSTEM  
Washington, D.C. 20551**

---

# Table of Contents

## TABLES

1. LATEST FIGURES PLOTTED
2. DAILY CERTIFIED SPOT EXCHANGE RATES—  
H.10 RELEASE

## CHARTS

1. SPOT EXCHANGE RATE INDICES
2. 3-MONTH FORWARD EXCHANGE RATES
3. GOLD PRICE—LONDON
4. CALL MONEY RATES
5. 3-MONTH INTEREST RATES
6. EURO-DOLLAR DEPOSIT RATES
7. SELECTED EURO-DOLLAR AND  
U.S. MONEY MARKET RATES
8. INTEREST ARBITRAGE: 3-MONTH FUNDS
9. LONG-TERM GOVERNMENT BOND YIELDS
10. INDUSTRIAL STOCK INDICES

## SUBSCRIPTION RATES:

Weekly \$24.00 per year or \$.60 each in the United States, its possessions, Canada, and Mexico; 10 or more of the same issue to one address, \$22.50 per year or \$.55 each. Elsewhere, \$30.00 per year or \$.70 each. Address requests to Publications Services, Division of Administrative Services, and make payment remittance payable to the order of the Board of Governors of the Federal Reserve System in a form collectible at par in U.S. Currency.

CHART 1

# SPOT EXCHANGE INDICES

DOLLAR PRICES OF FOREIGN CURRENCIES AND WEIGHTED AVERAGE VALUES (THIN LINE)  
AVERAGES FOR WEEK ENDING WEDNESDAY

RATIO SCALE  
MARCH 1973=100

RATIO SCALE  
MARCH 1973=100

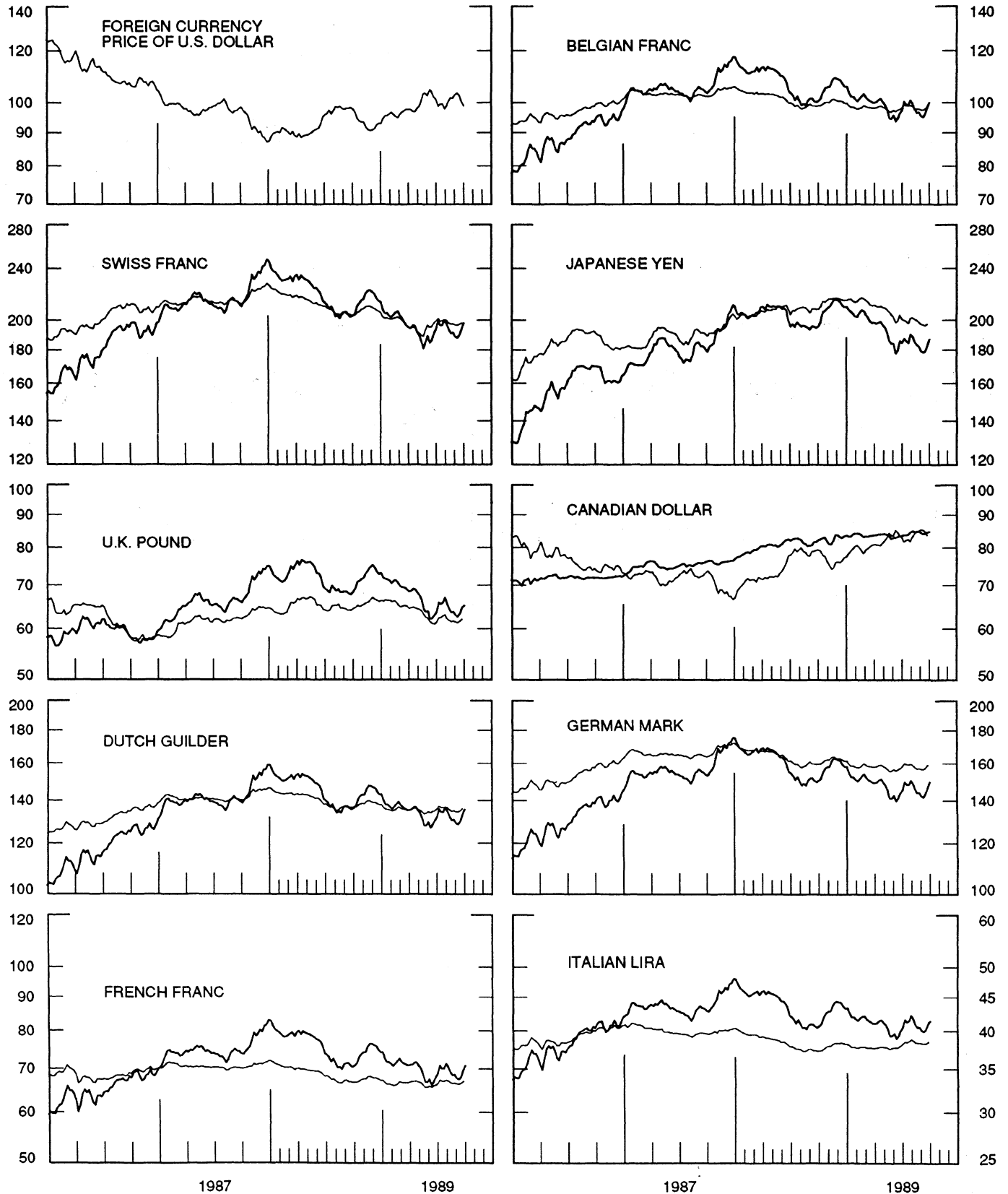


CHART 2  
3-MONTH FORWARD EXCHANGE RATES

PREMIUM (+) OR (-)  
AVERAGES FOR WEEK ENDING WEDNESDAY

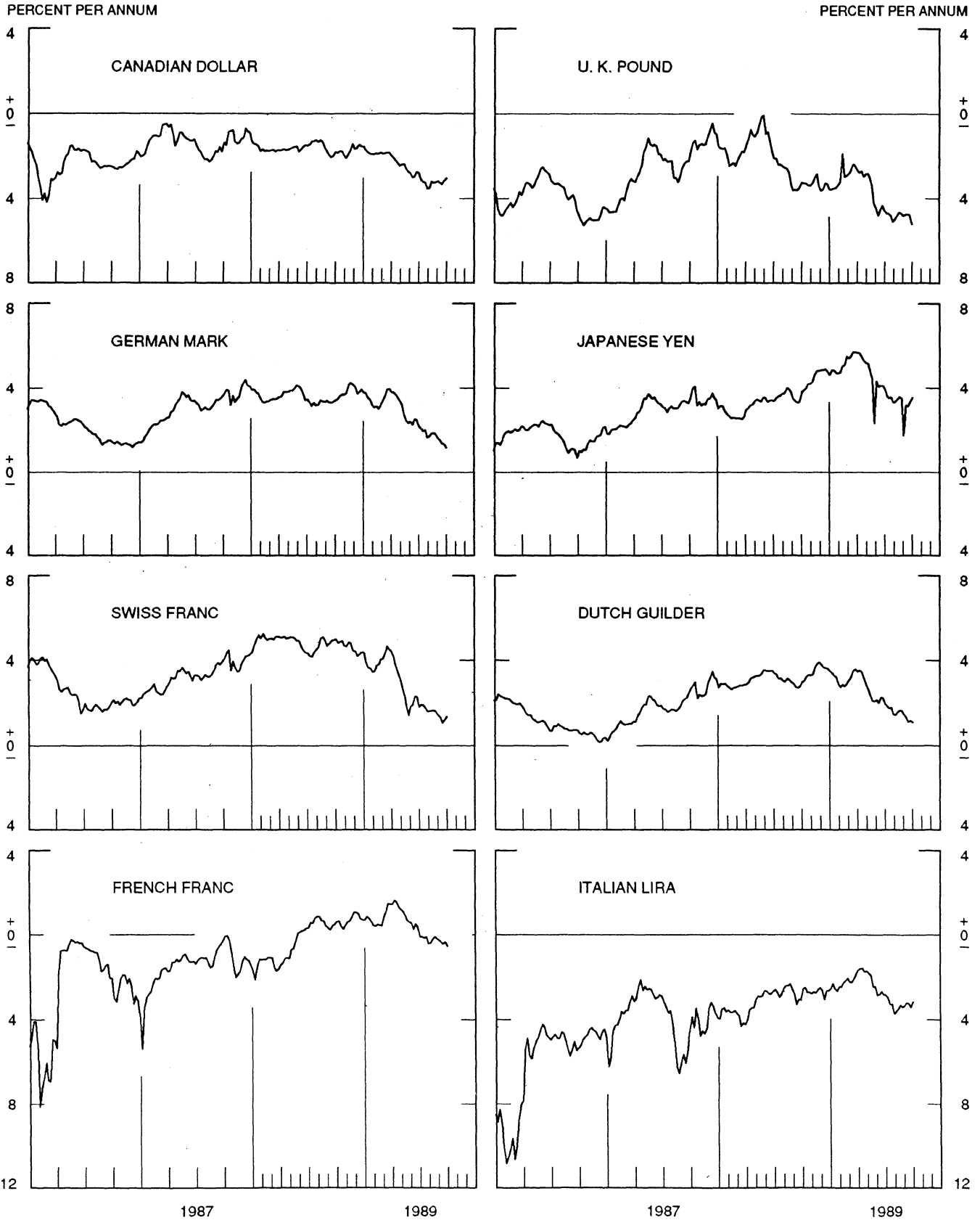


CHART 3  
PRICE OF GOLD IN LONDON  
AVERAGES FOR WEEK ENDING WEDNESDAY

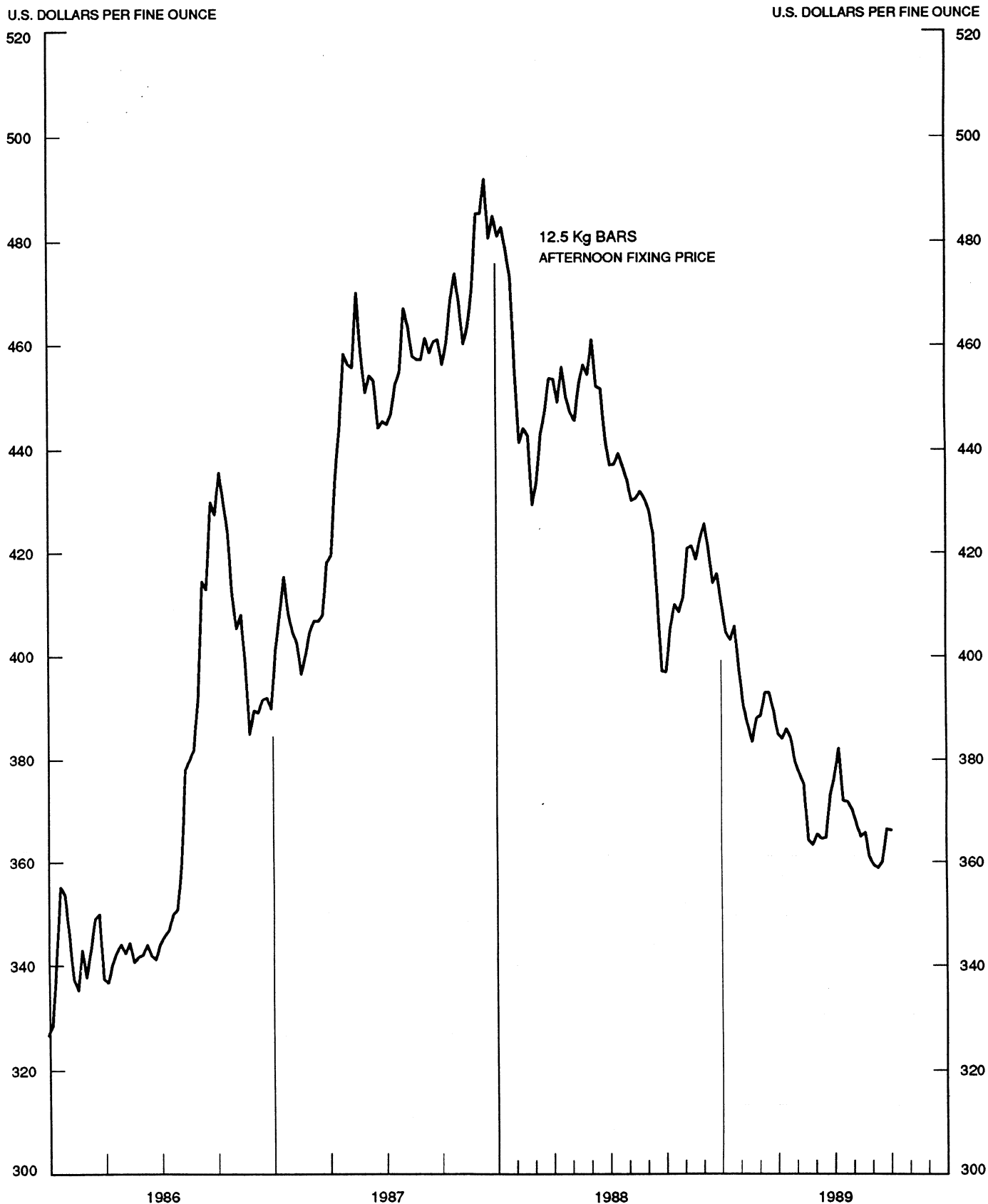


CHART 4  
CALL MONEY RATES  
WEEKLY SERIES

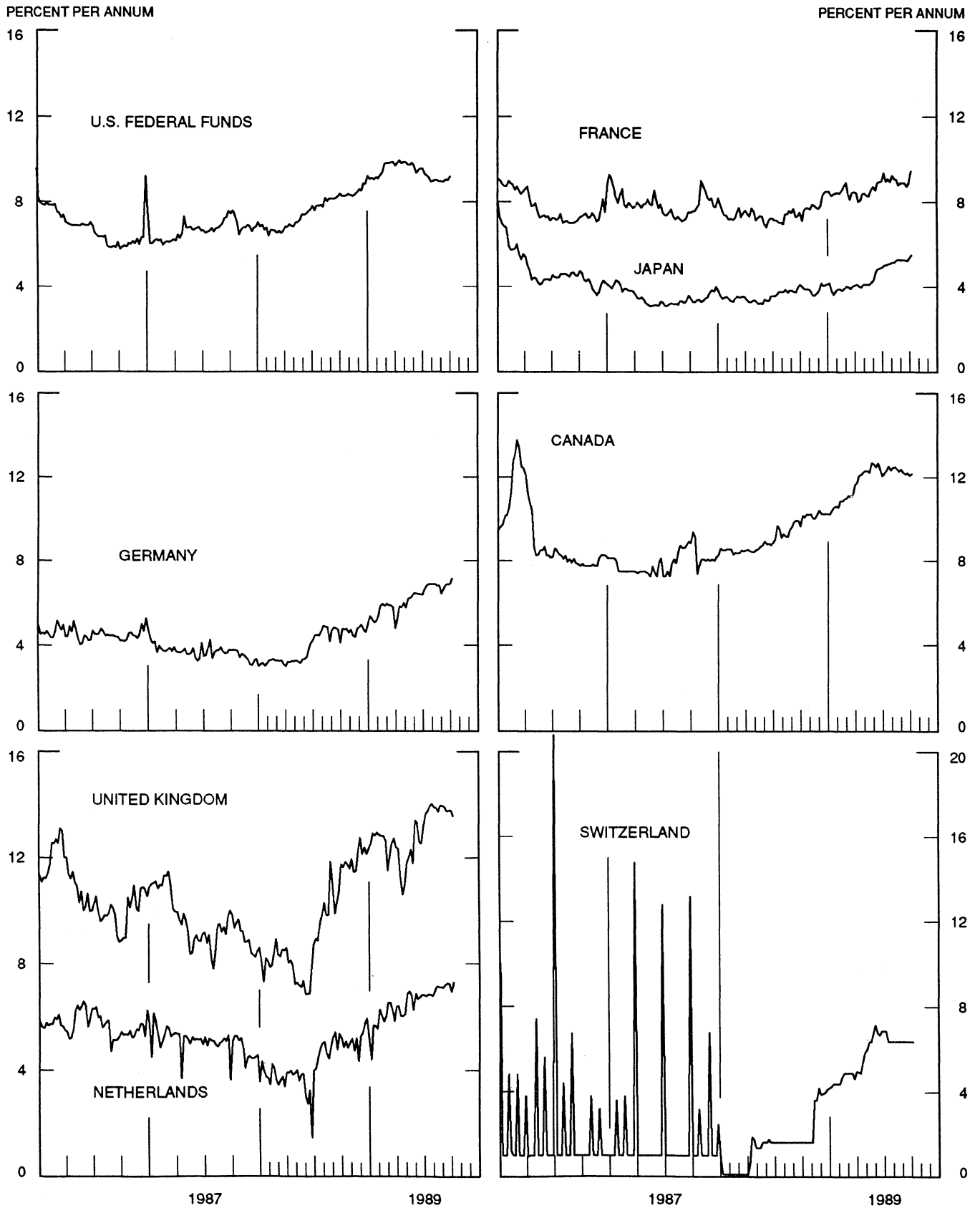


CHART 5  
**3-MONTH INTEREST RATES**  
 WEEKLY SERIES

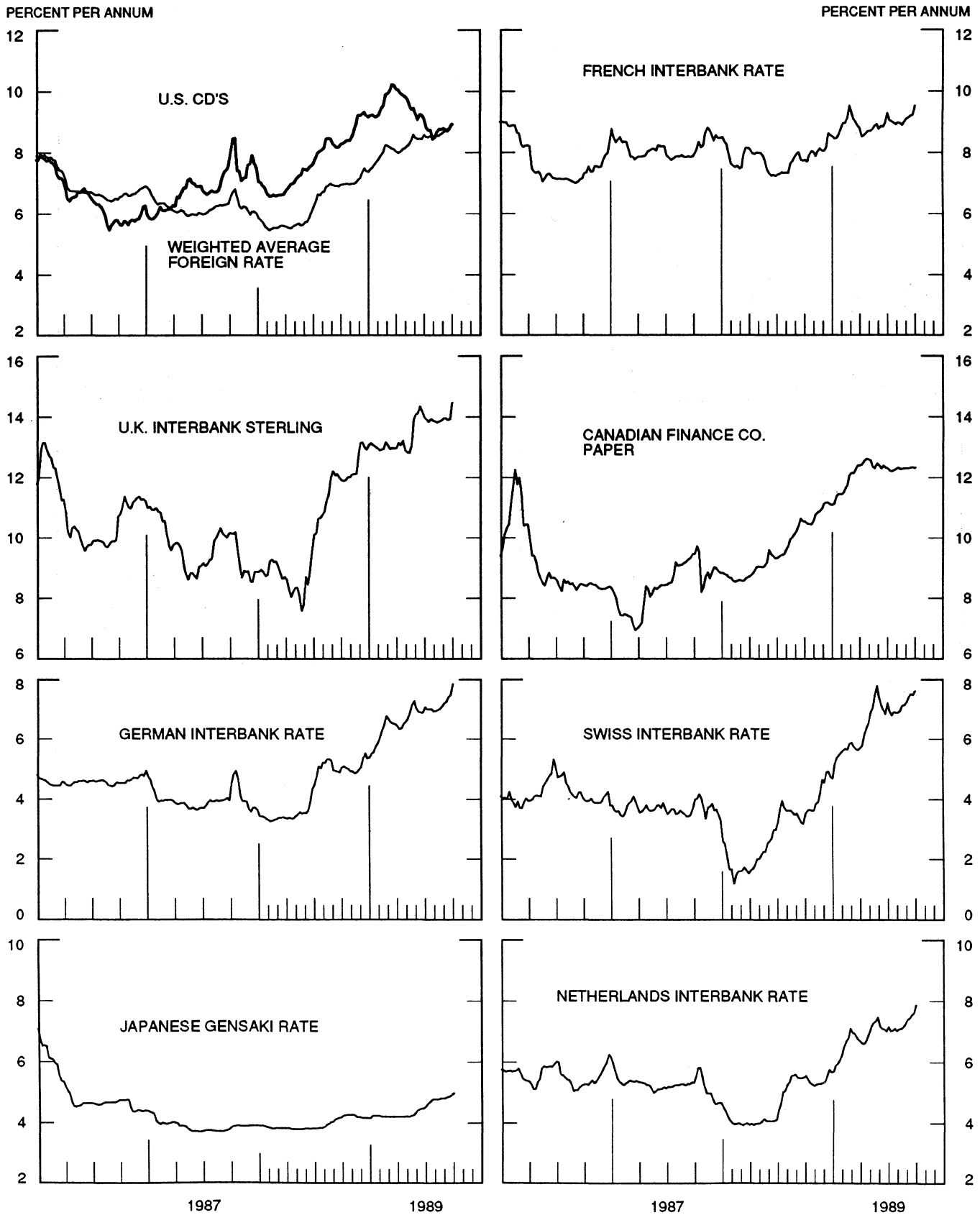


CHART 6  
EURO-DOLLAR DEPOSIT RATES LONDON  
AVERAGES FOR WEEK ENDING WEDNESDAY

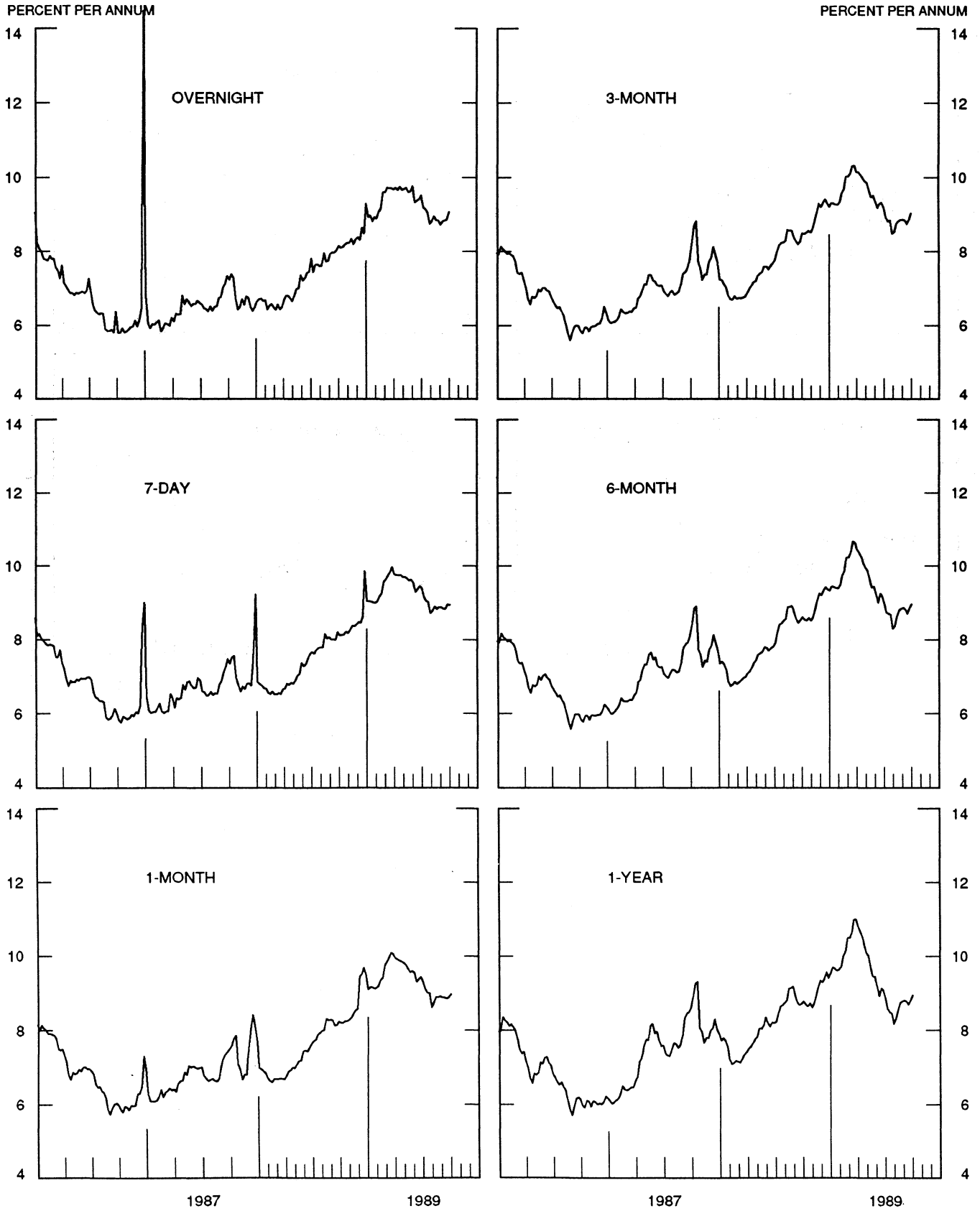
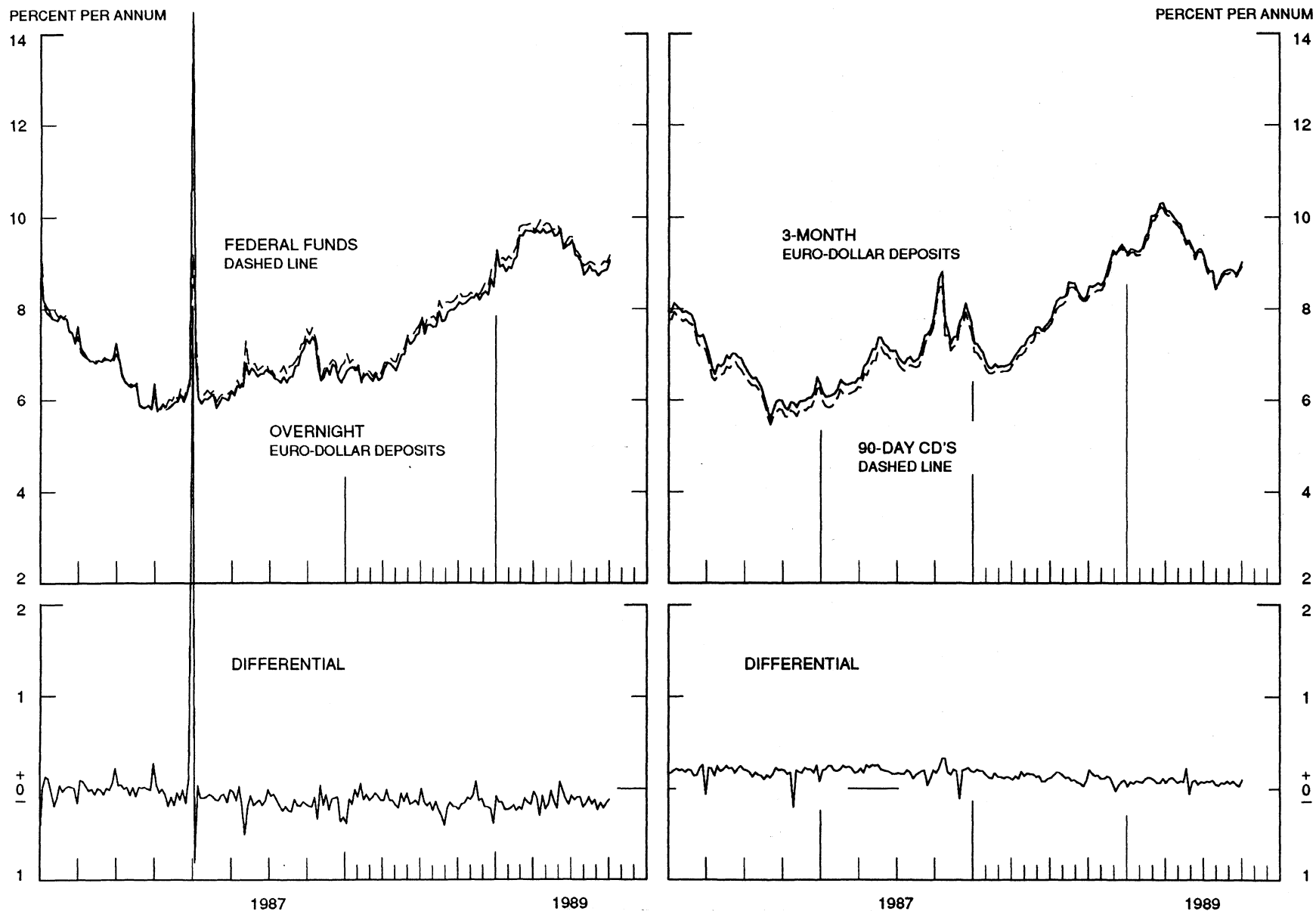




CHART 7  
**SELECTED EURO-DOLLAR AND U.S. MONEY MARKET RATES**

DIFFERENTIAL: PLUS(+), FAVORS BORROWING IN U.S.  
 AVERAGES FOR WEEK ENDING WEDNESDAY

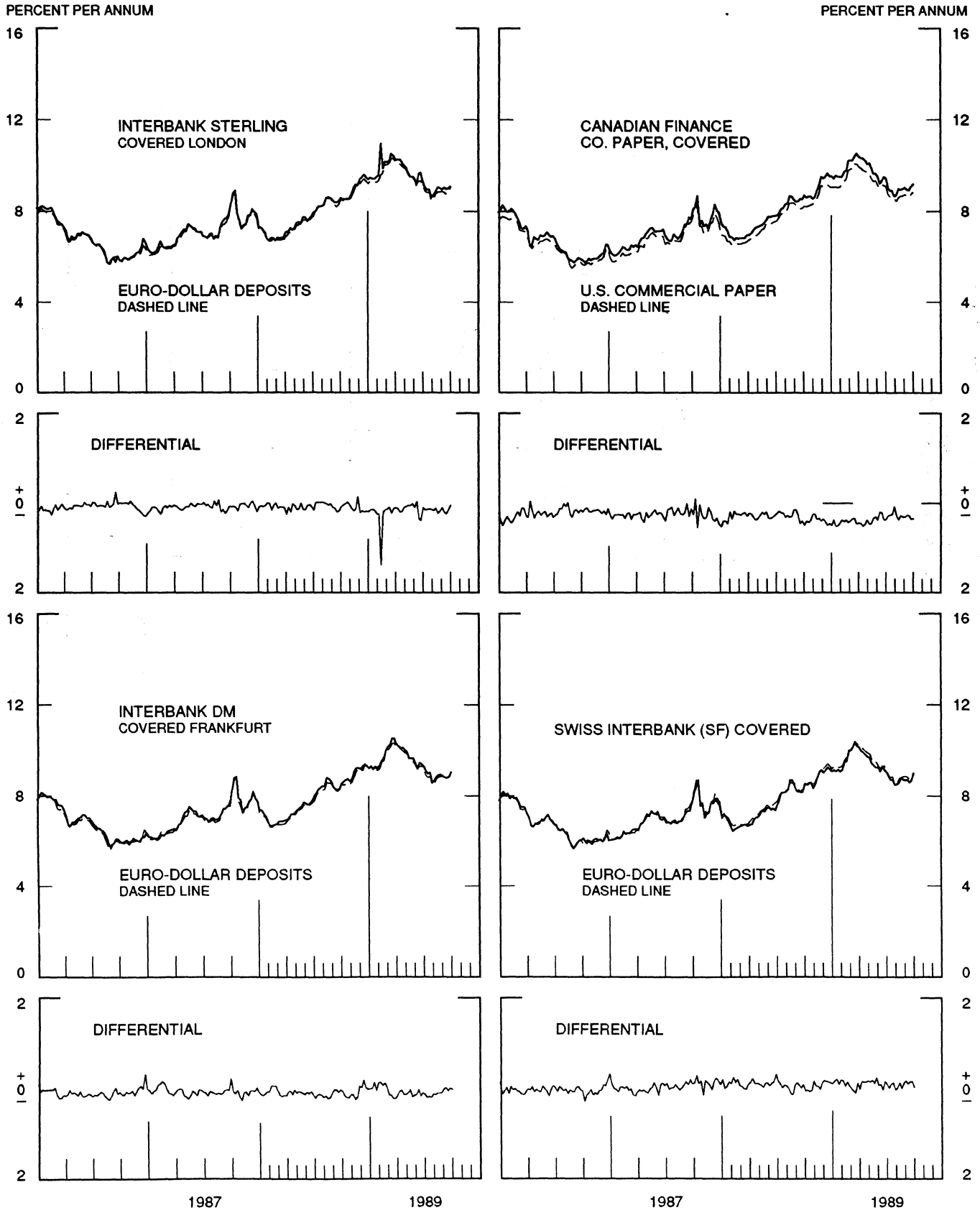


1 PERCENT ON DIFFERENTIAL SCALE = 2 PERCENT ON RATE SCALE

CHART 8

# INTEREST ARBITRAGE: 3-MONTH FUNDS

DIFFERENTIAL: PLUS(+), INDICATES FAVOR DOLLAR ASSETS  
AVERAGES FOR WEEK ENDING WEDNESDAY



1 PERCENT ON DIFFERENTIAL SCALE = 2 PERCENT ON RATE SCALE

CHART 9  
LONG-TERM GOVERNMENT BOND YIELDS  
WEEKLY SERIES

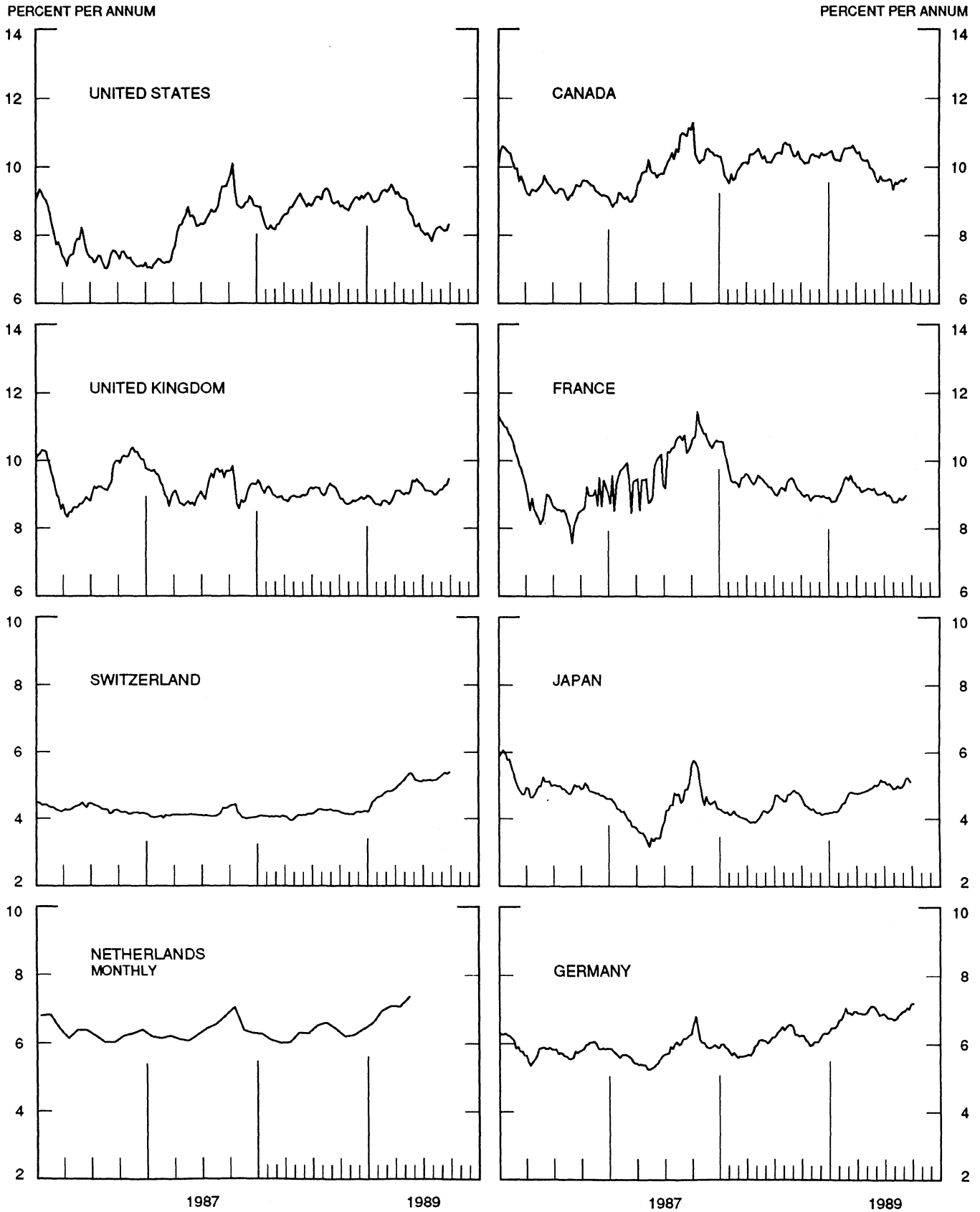
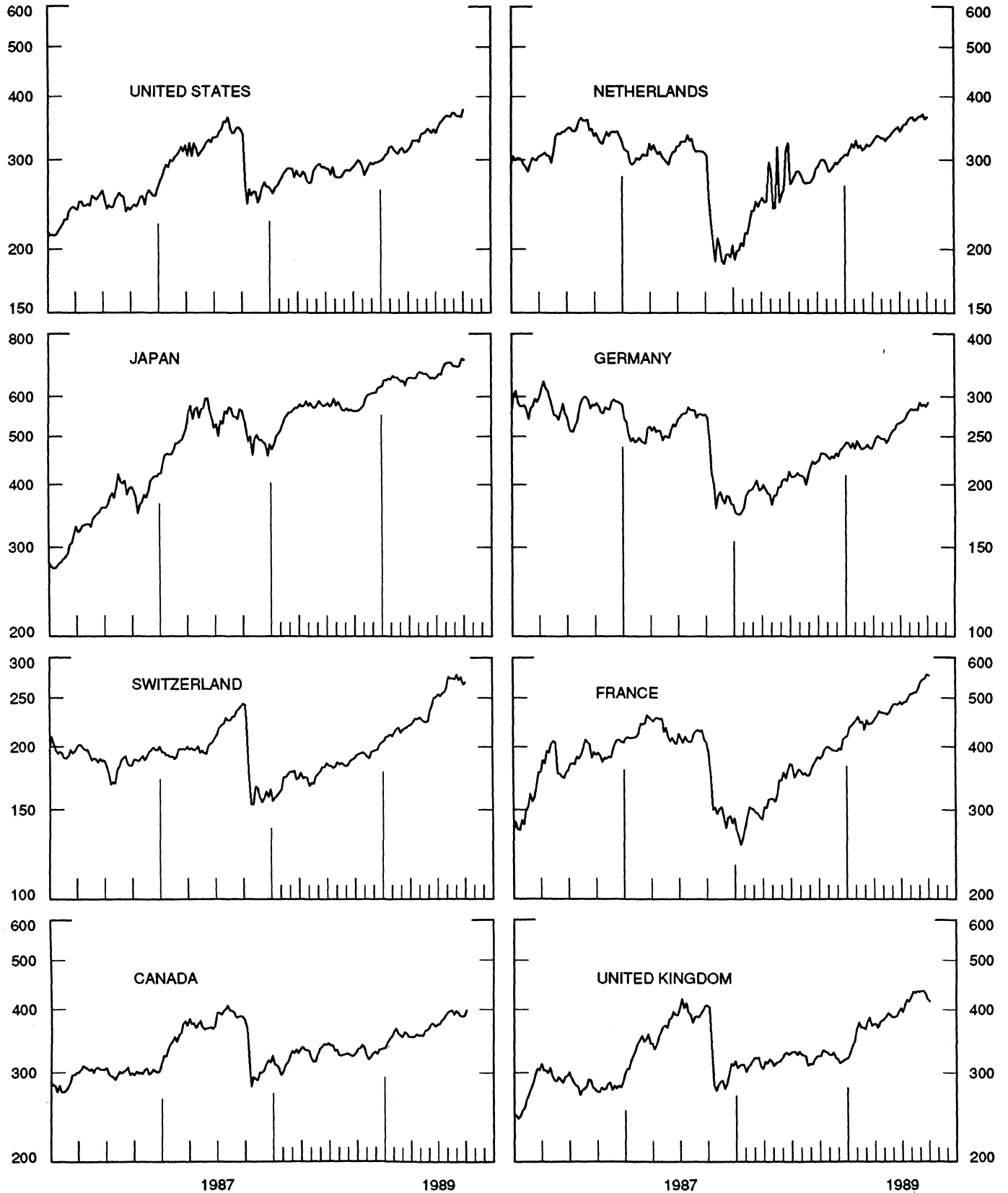


CHART 10  
**INDUSTRIAL STOCK INDICES**  
 WEEKLY SERIES

RATIO SCALE  
 1969=100

RATIO SCALE  
 1969=100



SERIES NAME

LAST VALUE PLOTTED  
DATE VALUE

CHART 1. SPOT EXCHANGE RATES AND INDICES

WEEKLY AVERAGES, NOON BUYING RATES (U.S. CENTS)

GERMAN MARK	OCT.	4	53.23
JAPANESE YEN	OCT.	4	0.7139
DUTCH GUILDER	OCT.	4	47.10
U. K. POUND	OCT.	4	160.99
CANADIAN DOLLAR	OCT.	4	84.91
FRENCH FRANC	OCT.	4	15.70
SWISS FRANC	OCT.	4	61.47
BELGIAN FRANC	OCT.	4	2.532
ITALIAN LIRA	OCT.	4	0.073
SWEDISH KRONA	OCT.	4	15.52

INDICES, MARCH 1973 BASE RATES = 100

GERMAN MARK	OCT.	4	149.74
JAPANESE YEN	OCT.	4	186.80
DUTCH GUILDER	OCT.	4	135.44
U. K. POUND	OCT.	4	65.11
CANADIAN DOLLAR	OCT.	4	84.63
FRENCH FRANC	OCT.	4	70.73
SWISS FRANC	OCT.	4	197.70
BELGIAN FRANC	OCT.	4	99.78
ITALIAN LIRA	OCT.	4	41.47

WEIGHTED AVERAGE EXCHANGE VALUE INDICES, MAR 1973 = 100  
(G-10 COUNTRIES PLUS SWITZERLAND)

U. S. DOLLAR	OCT.	4	98.92
GERMAN MARK	OCT.	4	160.36
JAPANESE YEN	OCT.	4	199.33
DUTCH GUILDER	OCT.	4	137.02
U. K. POUND	OCT.	4	61.67
CANADIAN DOLLAR	OCT.	4	82.75
FRENCH FRANC	OCT.	4	67.30
SWISS FRANC	OCT.	4	199.85
BELGIAN FRANC	OCT.	4	98.84
ITALIAN LIRA	OCT.	4	38.40
SWEDISH KRONA	OCT.	4	67.26

CHART 2. 3-MONTH FORWARD EXCHANGE RATES, PREMIUM OR DISCOUNT

CANADIAN DOLLAR	OCT.	4	-3.06
U. K. POUND	OCT.	4	-5.20
GERMAN MARK	OCT.	4	1.17
FRENCH FRANC	OCT.	4	-0.52
SWISS FRANC	OCT.	4	1.35
DUTCH GUILDER	OCT.	4	1.09
JAPANESE YEN	OCT.	4	3.55
ITALIAN LIRA	OCT.	4	-3.16

SERIES NAME

LAST VALUE PLOTTED  
DATE VALUE

CHART 3. GOLD PRICE IN LONDON, AFTERNOON FIXING

U. S. DOLLARS PER FINE OUNCE	OCT.	4	366.20
------------------------------	------	---	--------

CHART 4. CALL MONEY RATES

U. S. FEDERAL FUNDS	OCT.	4	9.18
OVERNIGHT EURO-DOLLAR DEPOSITS	OCT.	4	9.06
U. K.	OCT.	4	13.57
CANADA	OCT.	4	12.14
GERMANY	OCT.	4	7.14
JAPAN	OCT.	4	5.48
FRANCE	OCT.	4	9.45
NETHERLANDS	OCT.	4	7.28
SWITZERLAND	OCT.	4	6.38

CHART 5. 3-MONTH INTEREST RATES

U. S. 90-DAY CD'S, SECONDARY MARKET	OCT.	4	8.93
GERMAN INTERBANK LOAN	OCT.	4	7.85
JAPANESE GENSAKI RATE	OCT.	4	4.98
CANADIAN FINANCE PAPER	OCT.	4	12.32
INTERBANK STERLING	OCT.	4	14.46
SWISS INTERBANK LOAN	OCT.	4	7.60
FRENCH INTERBANK RATE	OCT.	4	9.51
NETHERLANDS INTERBANK RATE	OCT.	4	7.86
WEIGHTED AVERAGE FOREIGN INTEREST RATE (G-10 COUNTRIES PLUS SWITZERLAND)	OCT.	4	9.07

CHART 6. EURO-DOLLAR DEPOSIT RATES: LONDON

OVERNIGHT	OCT.	4	9.06
7-DAY	OCT.	4	8.94
1-MONTH	OCT.	4	8.96
3-MONTH	OCT.	4	9.03
6-MONTH	OCT.	4	8.95
1-YEAR	OCT.	4	8.94

CHART 7. SELECTED EURO-DOLLAR AND U.S. MONEY MARKET RATES

OVERNIGHT EURO-DOLLAR DEPOSITS	OCT.	4	9.06
U. S. FEDERAL FUNDS	OCT.	4	9.18
DIFFERENTIAL	OCT.	4	-0.12
3-MONTH EURO-DOLLAR DEPOSIT RATE	OCT.	4	9.03
U. S. 90-DAY CD'S, SECONDARY MARKET	OCT.	4	8.93
DIFFERENTIAL	OCT.	4	0.10

SERIES NAME

LAST VALUE PLOTTED  
DATE VALUE

CHART 8. INTEREST ARBITRAGE, 3-MONTH FUNDS

EURO-DOLLAR DEPOSIT	OCT. 4	9.03
INTERBANK STERLING (LONDON), COVERED	OCT. 4	9.07
DIFFERENTIAL	OCT. 4	-0.05
U.S. COMMERCIAL PAPER	OCT. 4	8.83
CANADIAN FINANCE PAPER, COVERED	OCT. 4	9.17
DIFFERENTIAL	OCT. 4	-0.34
EURO-DOLLAR DEPOSIT	OCT. 4	9.03
INTERBANK DM (FRANKFURT), COVERED	OCT. 4	9.04
DIFFERENTIAL	OCT. 4	-0.01
EURO-DOLLAR DEPOSIT	OCT. 4	9.03
SWISS INTERBANK, COVERED	OCT. 4	8.97
DIFFERENTIAL	OCT. 4	0.05

CHART 9. LONG TERM GOVERNMENT BOND YIELDS

UNITED STATES	SEPT. 29	8.31
GERMANY	OCT. 6	7.18
JAPAN	SEPT. 29	5.12
SWITZERLAND	SEPT. 29	5.40
CANADA	SEPT. 15	9.66
FRANCE	SEPT. 15	8.97
NETHERLANDS (MONTHLY)	MAY	7.37
UNITED KINGDOM	OCT. 6	9.46

U.S. CORPORATE

AAA BONDS	MAY	9.33
-----------	-----	------

CHART 10. STOCK INDICES

UNITED STATES	OCT. 4	376.09
UNITED KINGDOM	OCT. 4	415.57
CANADA	OCT. 4	398.12
GERMANY	OCT. 4	291.87
SWITZERLAND	OCT. 4	267.85
NETHERLANDS	OCT. 4	364.05
FRANCE	OCT. 4	553.53
JAPAN	OCT. 4	710.47

# FEDERAL RESERVE statistical release



H.10(512)

OCTOBER 6, 1989

## FOREIGN EXCHANGE RATES

FOR THE WEEK ENDING OCTOBER 6, 1989

The Board of Governors of the Federal Reserve System is advised that the Federal Reserve Bank of New York has certified for customs purposes the following noon buying rates in New York City for cable transfers payable in foreign currencies:

COUNTRY	MONETARY UNIT	(CURRENCY UNITS PER DOLLAR)				
		OCT. 2	OCT. 3	OCT. 4	OCT. 5	OCT. 6
*AUSTRALIA	DOLLAR	77.73	77.78	77.68	77.75	78.23
AUSTRIA	SCHILLING	13.195	13.285	13.202	13.320	13.318
BELGIUM	FRANC	39.360	39.650	39.400	39.600	39.760
CANADA	DOLLAR	1.1776	1.1764	1.1749	1.1753	1.1765
CHINA, P.R.	YUAN	3.7314	3.7314	3.7314	3.7314	3.7314
DENMARK	KRONE	7.3090	7.3600	7.3165	7.3520	7.3800
FINLAND	MARKKA	4.2760	4.2975	4.2810	4.2990	4.3100
FRANCE	FRANC	6.3580	6.4010	6.3720	6.3900	6.4170
GERMANY	D. MARK	1.8750	1.8865	1.8780	1.8860	1.8925
GREECE	DRACHMA	164.550	165.900	165.200	165.700	166.900
HONG KONG	DOLLAR	7.8030	7.8020	7.8030	7.8040	7.8050
INDIA	RUPEE	16.6700	16.8600	16.7800	16.7700	16.8000
*IRELAND	POUND	141.95	141.25	141.75	141.30	141.40
ITALY	LIRA	1371.50	1380.25	1373.00	1380.00	1384.50
JAPAN	YEN	139.48	141.13	141.05	142.40	142.80
MALAYSIA	RINGGIT	2.6905	2.6950	2.6940	2.6900	2.6960
NETHERLANDS	GUILDER	2.1178	2.1303	2.1215	2.1297	2.1370
*NEW ZEALAND	DOLLAR	58.800	58.750	57.800	58.200	58.880
NORWAY	KRONE	6.9220	6.9700	6.9380	6.9880	6.9850
PORTUGAL	ESCUDO	158.850	159.820	159.000	160.050	160.380
SINGAPORE	DOLLAR	1.9630	2.9705	1.9645	1.9615	1.9695
SOUTH AFRICA	RAND	2.6950	1.9705	2.6870	2.7025	2.7100
SOUTH KOREA	WON	NA	NA	672.90	673.00	673.20
SPAIN	PESETA	119.200	119.700	119.100	119.850	119.950
SRI LANKA	RUPEE	40.018	40.017	40.017	40.018	40.018
SWEDEN	KRONA	6.4340	6.4700	6.4450	6.4850	6.4800
SWITZERLAND	FRANC	1.6245	1.6255	1.6275	1.6370	1.6455
TAIWAN	DOLLAR	25.700	25.700	25.665	25.665	25.660
THAILAND	BAHT	25.780	25.830	25.860	25.850	25.890
*UNITED KINGDOM	POUND	161.78	160.55	160.40	161.00	160.25
MEMO:						
*UNITED STATES	DOLLAR	98.66	99.29	98.99	99.36	99.69

\*INDEX OF WEIGHTED AVERAGE EXCHANGE VALUE OF U.S. DOLLAR AGAINST CURRENCIES OF OTHER G-10 COUNTRIES. MARCH 1973 = 100. WEIGHTS ARE 1972-76 GLOBAL TRADE OF EACH OF THE 10 COUNTRIES. SERIES REVISED AS OF AUGUST 1978. FOR DESCRIPTION AND BACK DATA, SEE "INDEX OF THE WEIGHTED-AVERAGE EXCHANGE VALUE OF THE U.S. DOLLAR: REVISION" ON PAGE 700 OF THE AUGUST 1978 FEDERAL RESERVE BULLETIN.

\*VALUE IS U.S. CENTS