

# Selected Interest & Exchange Rates

## Weekly Series of Charts

**June 12, 1989**

**Prepared by the  
FINANCIAL MARKETS  
SECTION**

**DIVISION OF  
INTERNATIONAL FINANCE**

**BOARD OF GOVERNORS  
FEDERAL RESERVE SYSTEM  
Washington, D.C. 20551**

---

# Table of Contents

## **TABLES**

1. LATEST FIGURES PLOTTED
2. DAILY CERTIFIED SPOT EXCHANGE RATES—  
H.10 RELEASE

## **CHARTS**

1. SPOT EXCHANGE RATE INDICES
2. 3-MONTH FORWARD EXCHANGE RATES
3. GOLD PRICE—LONDON
4. CALL MONEY RATES
5. 3-MONTH INTEREST RATES
6. EURO-DOLLAR DEPOSIT RATES
7. SELECTED EURO-DOLLAR AND U.S. MONEY MARKET RATES
8. INTEREST ARBITRAGE: 3-MONTH FUNDS
9. LONG-TERM GOVERNMENT BOND YIELDS
10. INDUSTRIAL STOCK INDICES

## **SUBSCRIPTION RATES:**

\$30.00 per year or \$.70 each in the United States, its possessions, Canada, and Mexico. Elsewhere, \$35.00 per year or \$.80 each. Remittance should accompany request and be made payable to the Board of Governors of the Federal Reserve System and forwarded to Publications Services, MS-138, Board of Governors of the Federal Reserve System, Washington, DC 20551. Remittance from foreign residents should be drawn on a U.S. bank. Stamps and coupons are not accepted.

CHART 1  
**SPOT EXCHANGE INDICES**

DOLLAR PRICES OF FOREIGN CURRENCIES AND WEIGHTED AVERAGE VALUES (THIN LINE)  
 AVERAGES FOR WEEK ENDING WEDNESDAY

RATIO SCALE  
 MARCH 1973=100

RATIO SCALE  
 MARCH 1973=100

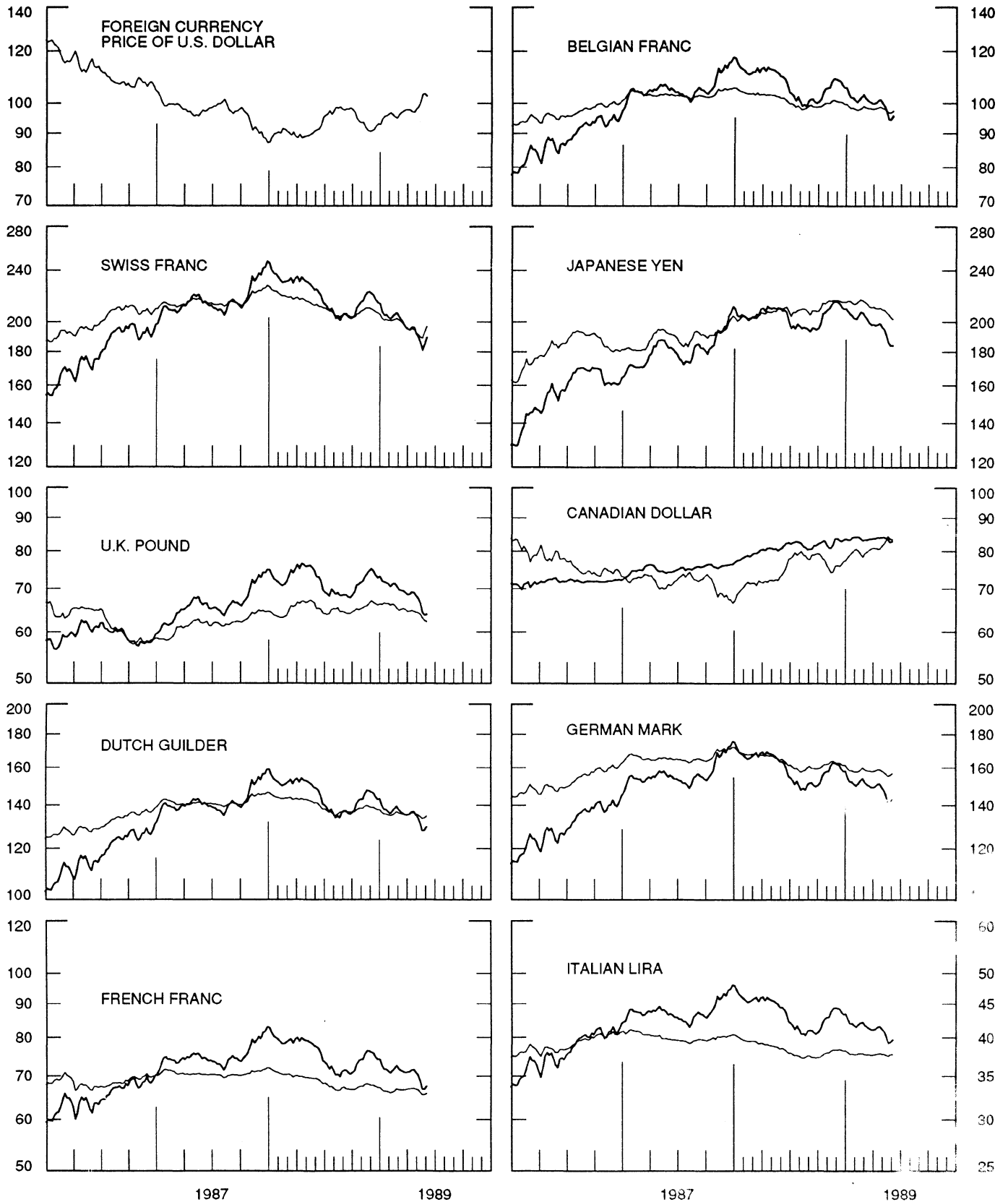


CHART 2  
3-MONTH FORWARD EXCHANGE RATES

PREMIUM (+) OR (-)  
AVERAGES FOR WEEK ENDING WEDNESDAY

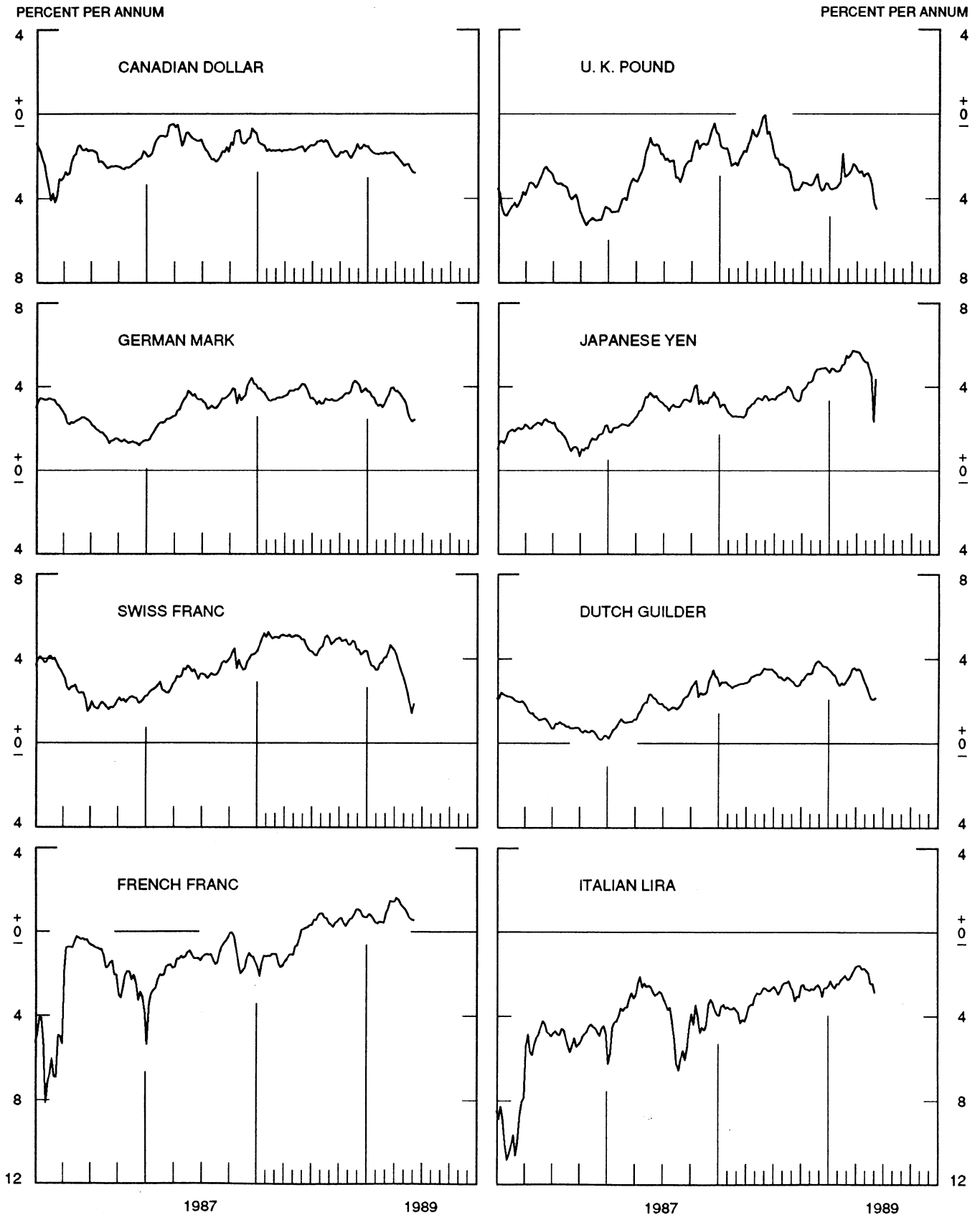


CHART 3  
PRICE OF GOLD IN LONDON  
AVERAGES FOR WEEK ENDING WEDNESDAY

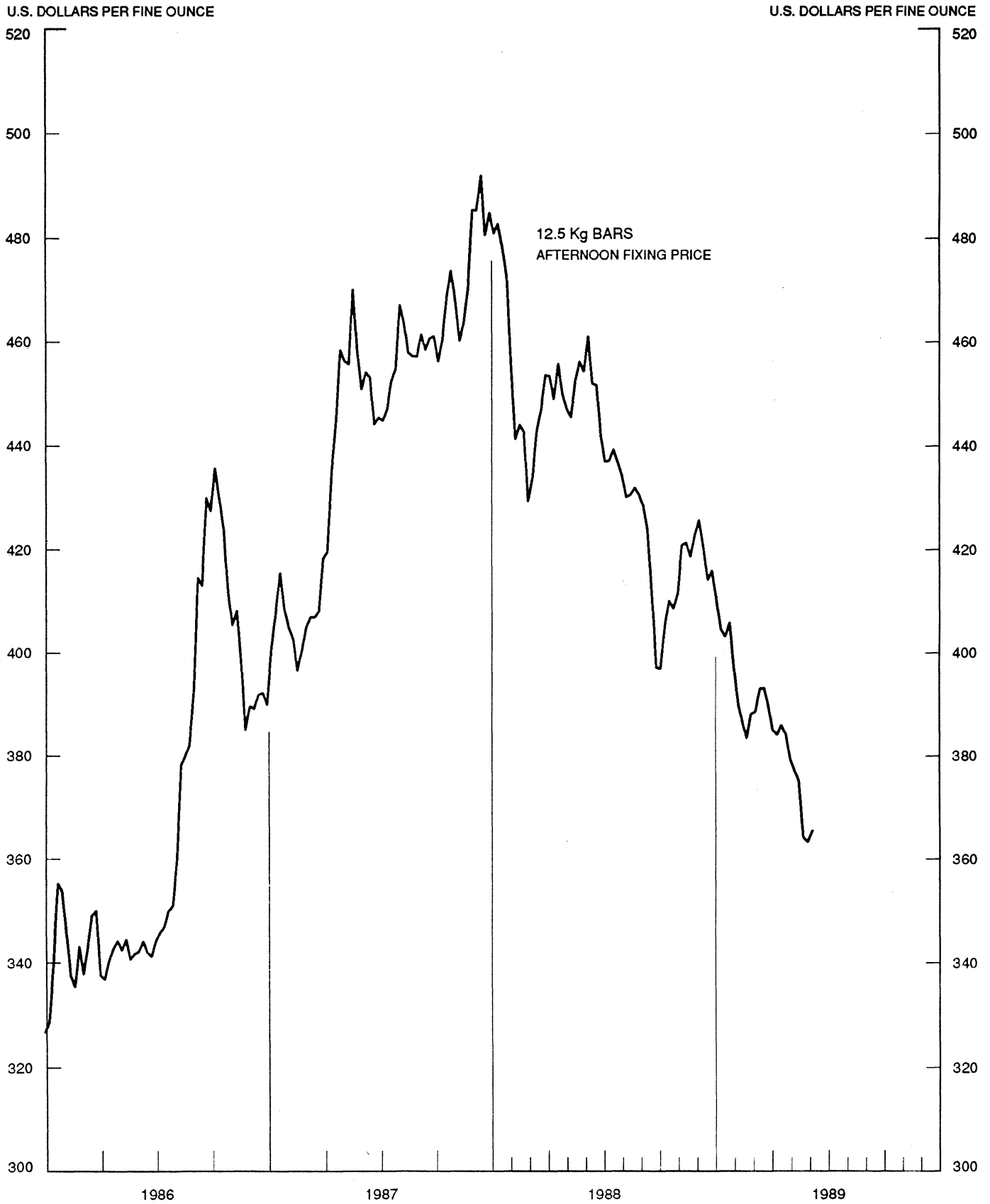


CHART 4  
CALL MONEY RATES  
WEEKLY SERIES

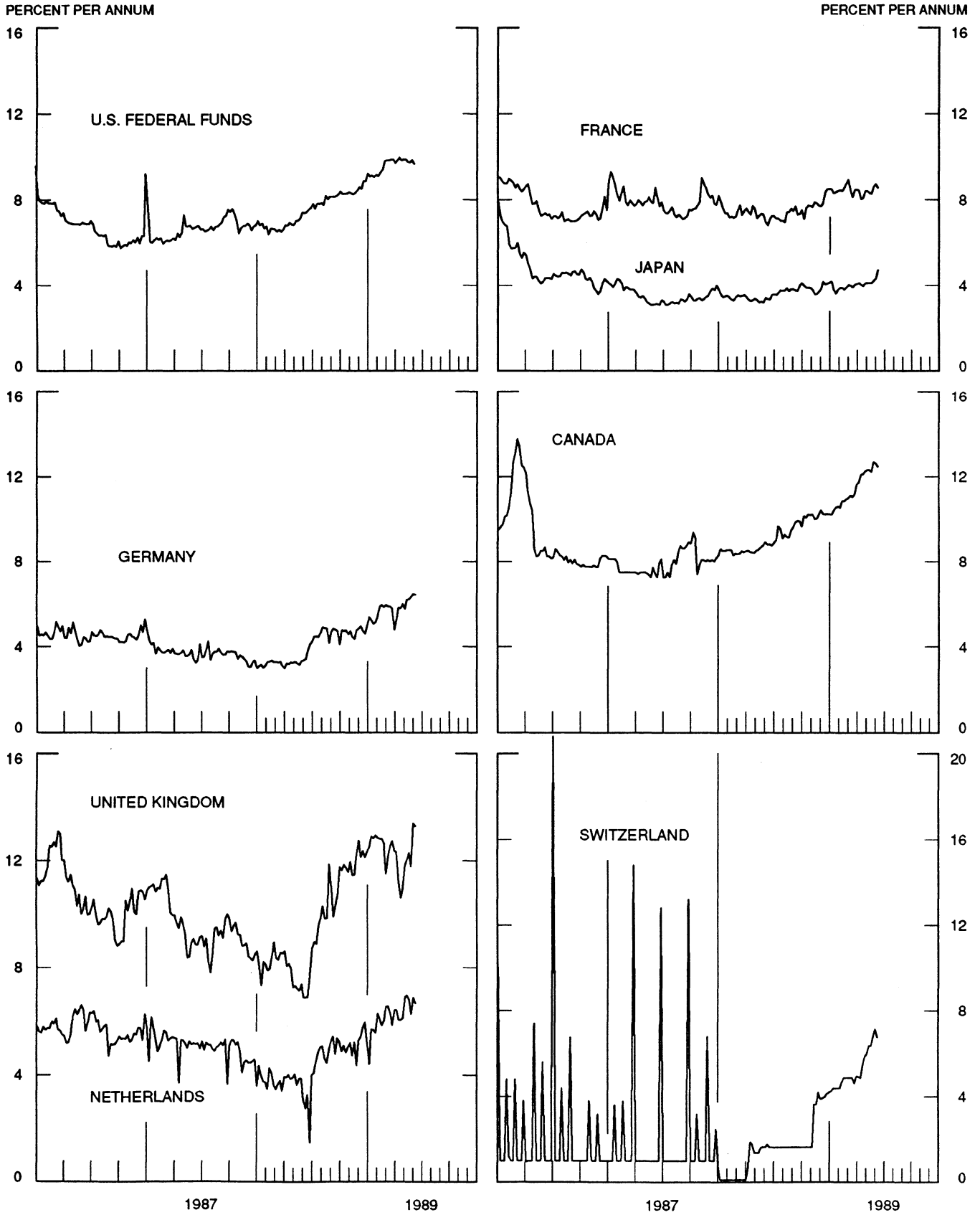


CHART 5  
**3-MONTH INTEREST RATES**  
 WEEKLY SERIES

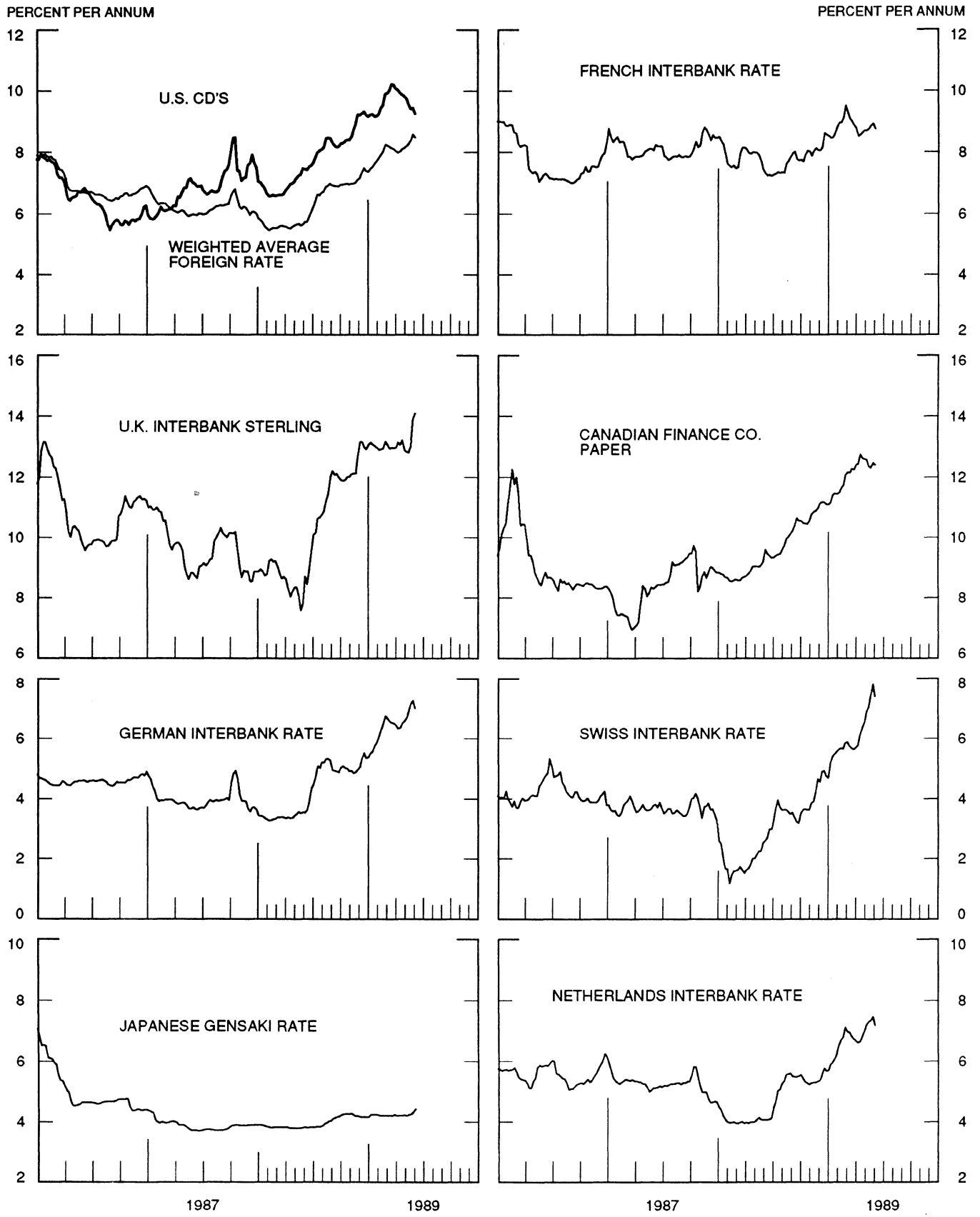


CHART 6  
**EURO-DOLLAR DEPOSIT RATES LONDON**  
 AVERAGES FOR WEEK ENDING WEDNESDAY

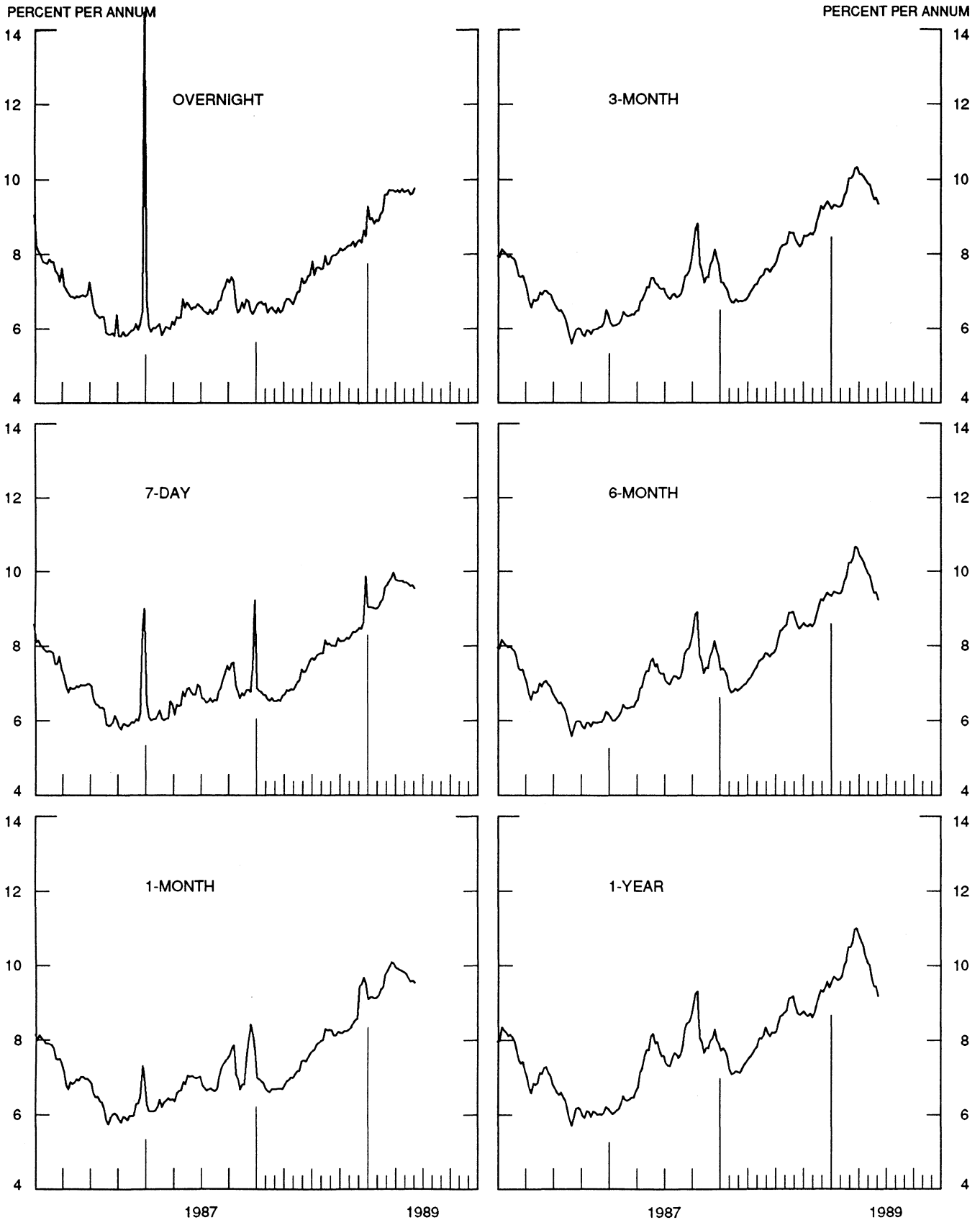
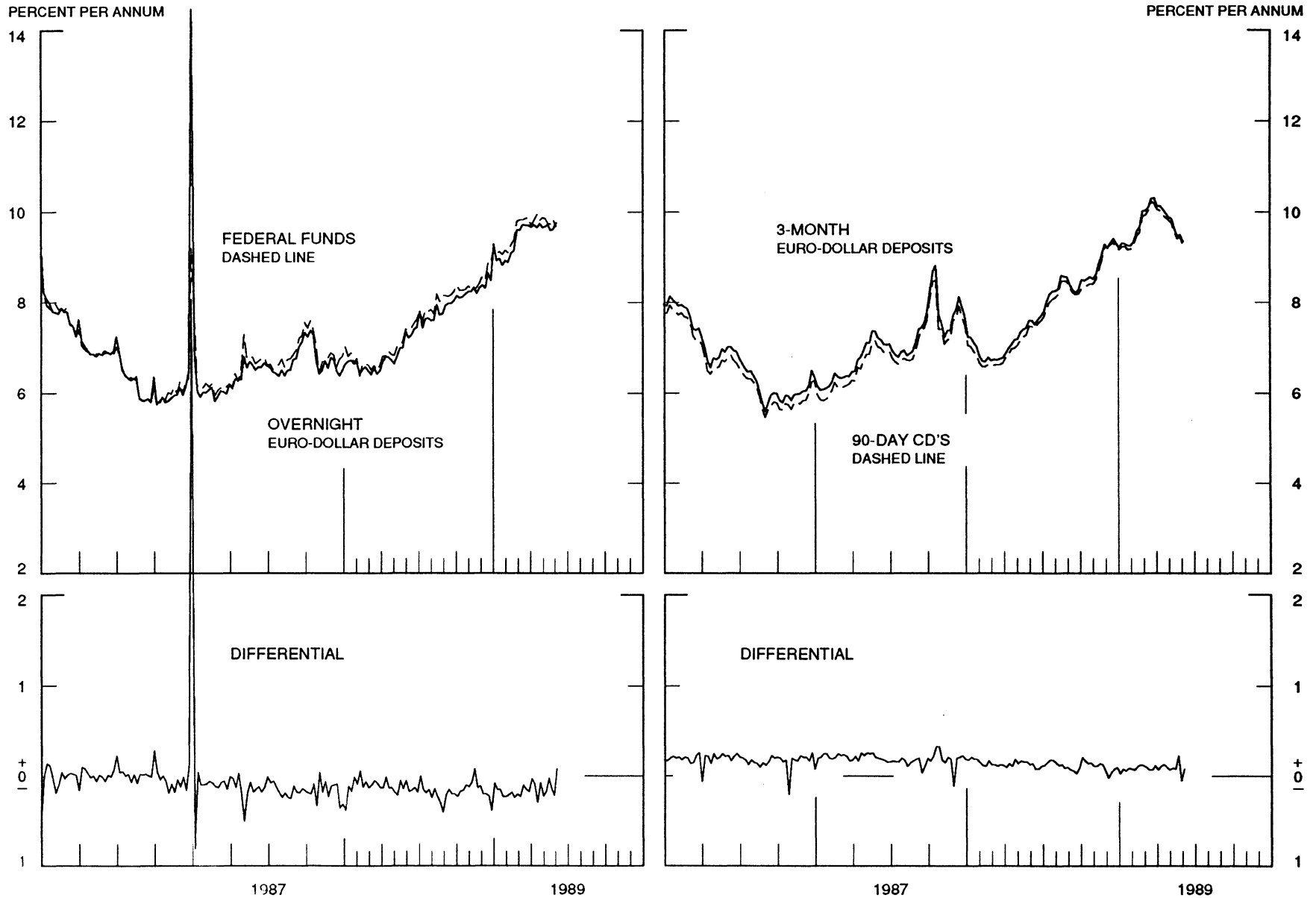




CHART 7  
 SELECTED EURO-DOLLAR AND U.S. MONEY MARKET RATES

DIFFERENTIAL: PLUS(+), FAVORS BORROWING IN U.S.  
 AVERAGES FOR WEEK ENDING WEDNESDAY

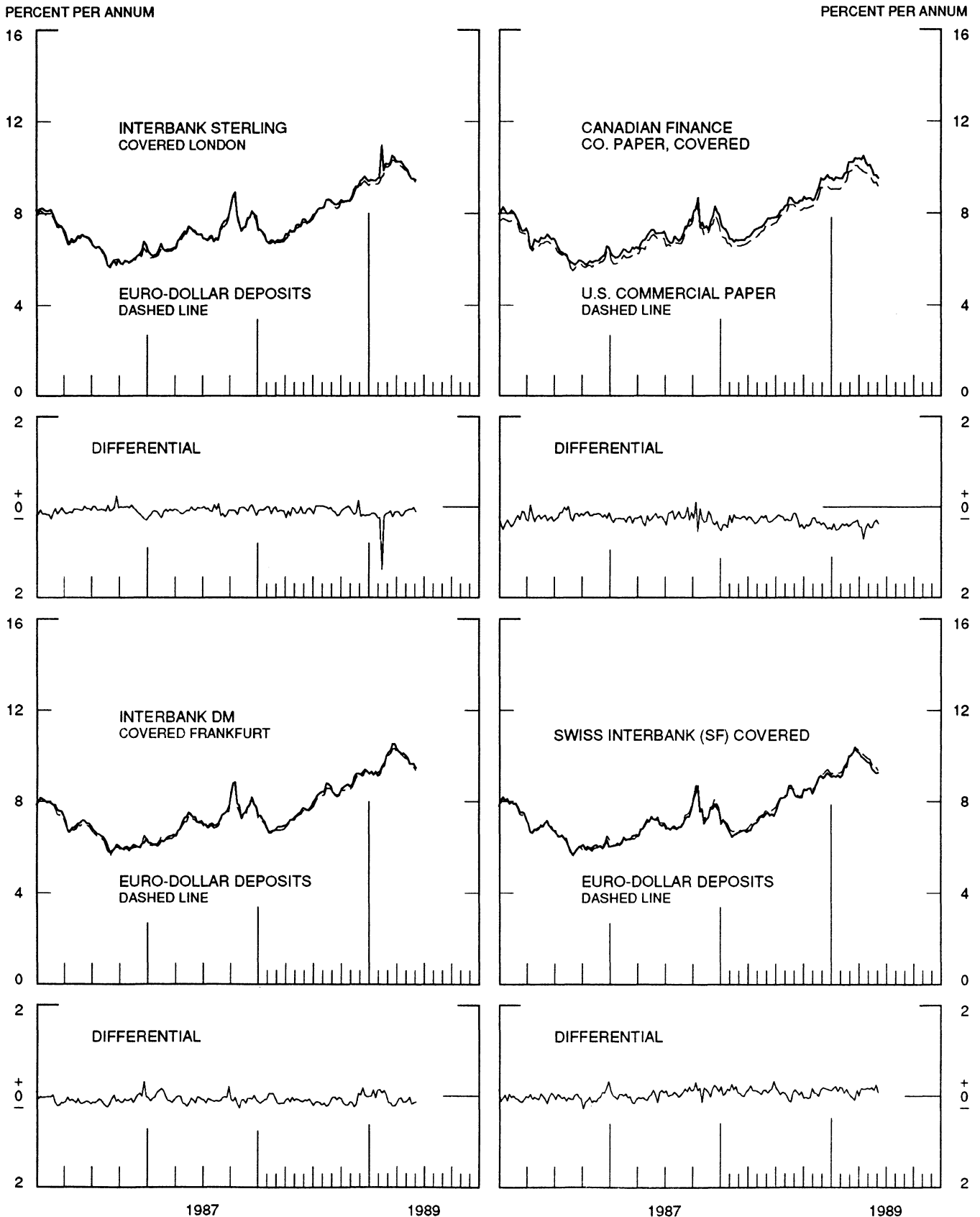


1 PERCENT ON DIFFERENTIAL CAL = 2 PERCENT ON RATE SCALE

CHART 8

# INTEREST ARBITRAGE: 3-MONTH FUNDS

DIFFERENTIAL: PLUS(+), INDICATES FAVOR DOLLAR ASSETS  
AVERAGES FOR WEEK ENDING WEDNESDAY



1 PERCENT ON DIFFERENTIAL SCALE = 2 PERCENT ON RATE SCALE

CHART 9  
LONG-TERM GOVERNMENT BOND YIELDS  
WEEKLY SERIES

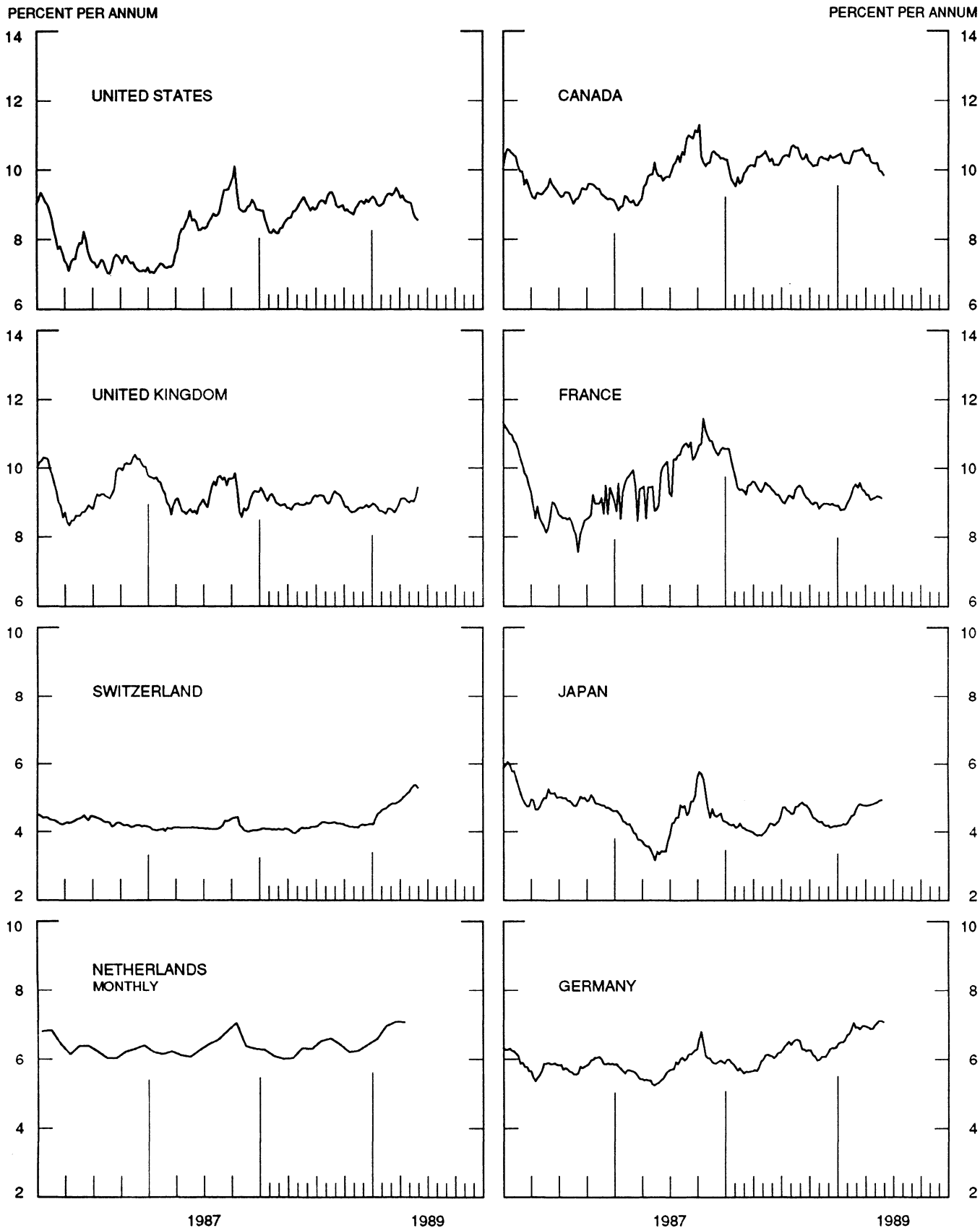
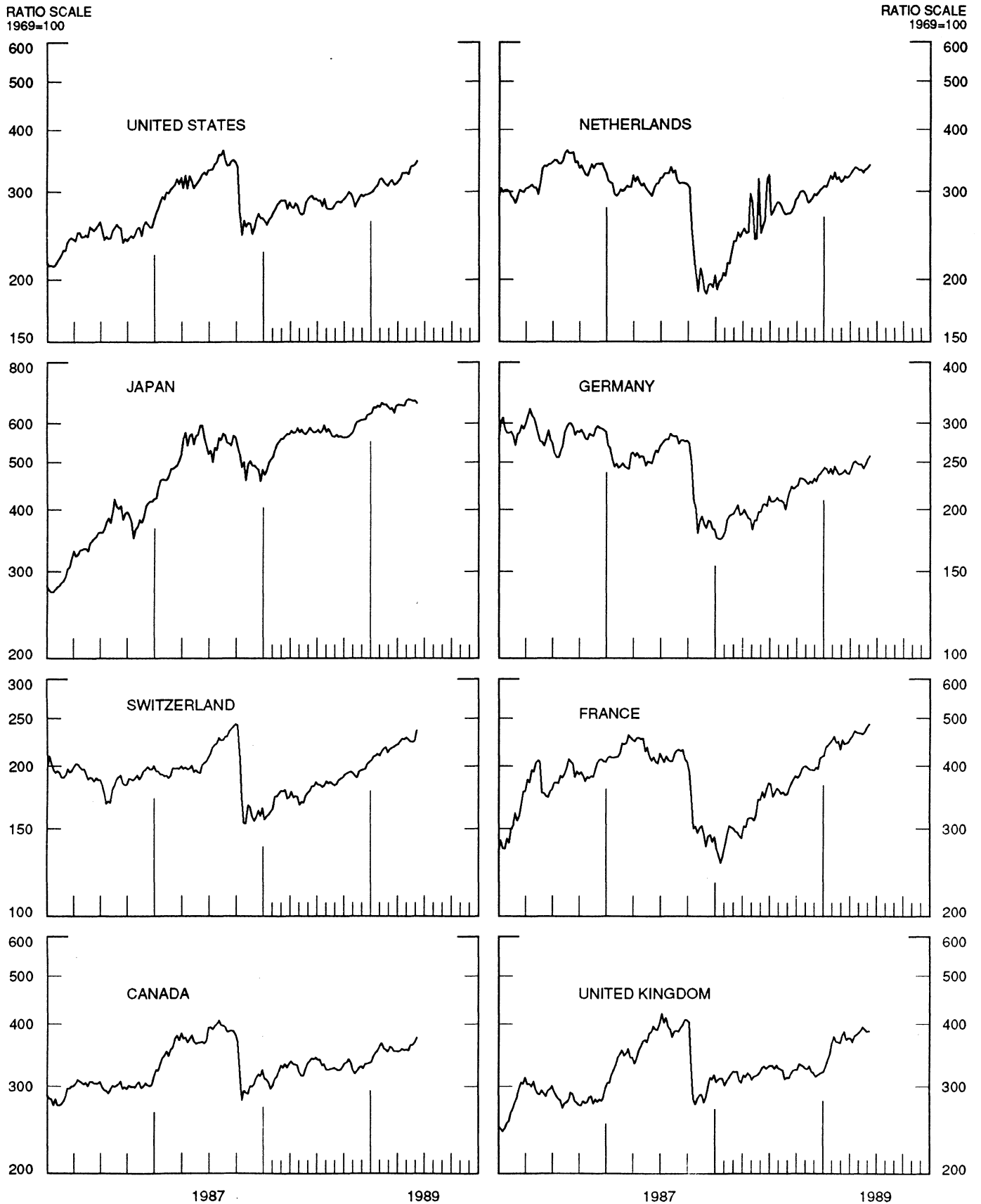


CHART 10  
INDUSTRIAL STOCK INDICES  
WEEKLY SERIES



SERIES NAME

LAST VALUE PLOTTED  
DATE VALUE

CHART 1. SPOT EXCHANGE RATES AND INDICES

WEEKLY AVERAGES, NOON BUYING RATES (U.S. CENTS)

GERMAN MARK	JUNE 7	50.78
JAPANESE YEN	JUNE 7	0.70250
DUTCH GUILDER	JUNE 7	45.07
U.K. POUND	JUNE 7	157.96
CANADIAN DOLLAR	JUNE 7	83.15
FRENCH FRANC	JUNE 7	14.96
SWISS FRANC	JUNE 7	58.84
BELGIAN FRANC	JUNE 7	2.42536
ITALIAN LIRA	JUNE 7	0.06991
SWEDISH KRONA	JUNE 7	15.03

INDICES, MARCH 1973 BASE RATES = 100

GERMAN MARK	JUNE 7	142.86
JAPANESE YEN	JUNE 7	183.94
DUTCH GUILDER	JUNE 7	129.40
U.K. POUND	JUNE 7	63.89
CANADIAN DOLLAR	JUNE 7	82.88
FRENCH FRANC	JUNE 7	67.41
SWISS FRANC	JUNE 7	189.30
BELGIAN FRANC	JUNE 7	95.57
ITALIAN LIRA	JUNE 7	39.71

WEIGHTED AVERAGE EXCHANGE VALUE INDICES, MAR 1973 = 100  
(G-10 COUNTRIES PLUS SWITZERLAND)

U.S. DOLLAR	JUNE 7	102.47
GERMAN MARK	JUNE 7	156.77
JAPANESE YEN	JUNE 7	202.17
DUTCH GUILDER	JUNE 7	134.47
U.K. POUND	JUNE 7	62.30
CANADIAN DOLLAR	JUNE 7	83.40
FRENCH FRANC	JUNE 7	65.81
SWISS FRANC	JUNE 7	196.66
BELGIAN FRANC	JUNE 7	97.29
ITALIAN LIRA	JUNE 7	37.78
SWEDISH KRONA	JUNE 7	66.97

CHART 2. 3-MONTH FORWARD EXCHANGE RATES, PREMIUM OR DISCOUNT

CANADIAN DOLLAR	JUNE 7	-2.79
U.K. POUND	JUNE 7	-4.48
GERMAN MARK	JUNE 7	2.42
FRENCH FRANC	JUNE 7	0.56
SWISS FRANC	JUNE 7	1.83
DUTCH GUILDER	JUNE 7	2.15
JAPANESE YEN	JUNE 7	4.35
ITALIAN LIRA	JUNE 7	-2.84

SERIES NAME

LAST VALUE PLOTTED  
DATE VALUE

CHART 3. GOLD PRICE IN LONDON, AFTERNOON FIXING

U.S. DOLLARS PER FINE OUNCE JUNE 7 365.44

CHART 4. CALL MONEY RATES

U.S. FEDERAL FUNDS	JUNE 7	9.68
OVERNIGHT EURO-DOLLAR DEPOSITS	JUNE 7	9.76
U.K.	JUNE 7	13.30
CANADA	JUNE 7	12.47
GERMANY	JUNE 7	6.43
JAPAN	JUNE 7	4.71
FRANCE	JUNE 7	8.56
NETHERLANDS	JUNE 7	6.67
SWITZERLAND	JUNE 7	6.77

CHART 5. 3-MONTH INTEREST RATES

U.S. 90-DAY CD'S, SECONDARY MARKET	JUNE 7	9.27
GERMAN INTERBANK LOAN	JUNE 7	7.01
JAPANESE GENSAKI RATE	JUNE 7	4.41
CANADIAN FINANCE PAPER	JUNE 7	12.40
INTERBANK STERLING	JUNE 7	14.09
SWISS INTERBANK LOAN	JUNE 7	7.40
FRENCH INTERBANK RATE	JUNE 7	8.76
NETHERLANDS INTERBANK RATE	JUNE 7	7.19
WEIGHTED AVERAGE FOREIGN INTEREST RATE (G-10 COUNTRIES PLUS SWITZERLAND)	JUNE 7	8.49

CHART 6. EURO-DOLLAR DEPOSIT RATES: LONDON

OVERNIGHT	JUNE 7	9.76
7-DAY	JUNE 7	9.54
1-MONTH	JUNE 7	9.54
3-MONTH	JUNE 7	9.35
6-MONTH	JUNE 7	9.24
1-YEAR	JUNE 7	9.19

CHART 7. SELECTED EURO-DOLLAR AND U.S. MONEY MARKET RATES

OVERNIGHT EURO-DOLLAR DEPOSITS	JUNE 7	9.76
U.S. FEDERAL FUNDS	JUNE 7	9.68
DIFFERENTIAL	JUNE 7	0.08
3-MONTH EURO-DOLLAR DEPOSIT RATE	JUNE 7	9.35
U.S. 90-DAY CD'S, SECONDARY MARKET	JUNE 7	9.27
DIFFERENTIAL	JUNE 7	0.08

SERIES NAME

LAST VALUE PLOTTED  
DATE VALUE

CHART 8. INTEREST ARBITRAGE, 3-MONTH FUNDS

EURO-DOLLAR DEPOSIT	JUNE 7	9.35
INTERBANK STERLING (LONDON), COVERED	JUNE 7	9.45
DIFFERENTIAL	JUNE 7	-0.10
U.S. COMMERCIAL PAPER	JUNE 7	9.16
CANADIAN FINANCE PAPER, COVERED	JUNE 7	9.53
DIFFERENTIAL	JUNE 7	-0.37
EURO-DOLLAR DEPOSIT	JUNE 7	9.35
INTERBANK DM (FRANKFURT), COVERED	JUNE 7	9.48
DIFFERENTIAL	JUNE 7	-0.13
EURO-DOLLAR DEPOSIT	JUNE 7	9.35
SWISS INTERBANK, COVERED	JUNE 7	9.26
DIFFERENTIAL	JUNE 7	0.09

CHART 9. LONG TERM GOVERNMENT BOND YIELDS

UNITED STATES	JUNE 2	8.57
GERMANY	JUNE 2	7.08
JAPAN	MAY 26	4.93
SWITZERLAND	JUNE 2	5.29
CANADA	JUNE 2	9.85
FRANCE	MAY 26	9.13
NETHERLANDS (MONTHLY)	APRIL	7.08
UNITED KINGDOM	JUNE 2	9.43

U.S. CORPORATE

AAA BONDS	MAY	9.33
-----------	-----	------

CHART 10. STOCK INDICES

UNITED STATES	JUNE 7	345.39
UNITED KINGDOM	JUNE 7	386.54
CANADA	JUNE 7	374.95
GERMANY	JUNE 7	256.80
SWITZERLAND	JUNE 7	235.98
NETHERLANDS	JUNE 7	338.81
FRANCE	JUNE 7	486.42
JAPAN	JUNE 7	659.53

# FEDERAL RESERVE statistical release



H.10(512)

JUNE 9, 1989

## FOREIGN EXCHANGE RATES

FOR THE WEEK ENDING JUNE 9, 1989

The Board of Governors of the Federal Reserve System is advised that the Federal Reserve Bank of New York has certified for customs purposes the following noon buying rates in New York City for cable transfers payable in foreign currencies:

COUNTRY	MONETARY UNIT	(CURRENCY UNITS PER DOLLAR)				
		JUNE 5	JUNE 6	JUNE 7	JUNE 8	JUNE 9
*AUSTRALIA	DOLLAR	75.60	75.28	75.74	75.18	74.50
AUSTRIA	SCHILLING	13.835	13.930	13.830	13.920	14.115
BELGIUM	FRANC	41.100	41.400	41.110	41.400	41.960
CANADA	DOLLAR	1.2005	1.2018	1.1973	1.1976	1.2000
CHINA, P.R.	YUAN	3.7314	3.7314	3.7314	3.7314	3.7314
DENMARK	KRONE	7.6600	7.7105	7.6575	7.7085	7.8175
FINLAND	MARKKA	4.3925	4.4210	4.3945	4.4230	4.4625
FRANCE	FRANC	6.6660	6.7280	6.6625	6.7110	6.7860
GERMANY	D. MARK	1.9625	1.9795	1.9622	1.9777	2.0035
GREECE	DRACHMA	167.430	170.550	168.990	169.750	172.500
HONG KONG	DOLLAR	7.8025	7.8010	7.8060	7.7970	7.7980
INDIA	RUPEE	16.2900	16.3500	16.2900	16.3400	16.4200
*IRELAND	POUND	136.55	134.70	135.85	135.10	133.25
ITALY	LIRA	1425.00	1438.00	1429.00	1442.25	1453.00
JAPAN	YEN	141.82	142.95	142.50	143.40	146.15
MALAYSIA	RINGGIT	2.6970	2.7060	2.7020	2.7010	2.7080
NETHERLANDS	GUILDER	2.2119	2.2295	2.2102	2.2282	2.2570
*NEW ZEALAND	DOLLAR	58.380	57.750	57.150	57.070	56.750
NORWAY	KRONE	7.1250	7.1690	7.1305	7.1735	7.2465
PORTUGAL	ESCUDO	162.900	165.150	164.200	164.600	167.000
SINGAPORE	DOLLAR	1.9490	1.9530	1.9430	1.9480	1.9530
SOUTH AFRICA	RAND	2.7410	2.7725	2.7500	2.7660	2.7860
SOUTH KOREA	WON	669.20	NA	669.30	669.20	669.20
SPAIN	PESETA	124.700	128.300	127.250	128.470	129.400
SRI LANKA	RUPEE	34.117	34.128	33.148	34.178	34.197
SWEDEN	KRONA	6.6405	6.6710	6.6390	6.6735	6.7520
SWITZERLAND	FRANC	1.6950	1.7135	1.6990	1.7130	1.7400
TAIWAN	DOLLAR	25.970	26.051	26.080	NA	NA
THAILAND	BAHT	25.820	25.890	25.890	25.900	25.910
*UNITED KINGDOM	POUND	158.07	157.10	158.15	157.30	155.40
MEMO:						
#UNITED STATES	DOLLAR	102.18	102.95	102.24	102.91	104.15

#INDEX OF WEIGHTED AVERAGE EXCHANGE VALUE OF U.S. DOLLAR AGAINST CURRENCIES OF OTHER G-10 COUNTRIES. MARCH 1973 = 100. WEIGHTS ARE 1972-76 GLOBAL TRADE OF EACH OF THE 10 COUNTRIES. SERIES REVISED AS OF AUGUST 1978. FOR DESCRIPTION AND BACK DATA, SEE "INDEX OF THE WEIGHTED-AVERAGE EXCHANGE VALUE OF THE U.S. DOLLAR: REVISION" ON PAGE 700 OF THE AUGUST 1978 FEDERAL RESERVE BULLETIN.

\*VALUE IS U.S. CENTS