

# Selected Interest & Exchange Rates

## Weekly Series of Charts

**April 17, 1989**

**Prepared by the  
FINANCIAL MARKETS  
SECTION**

**DIVISION OF  
INTERNATIONAL FINANCE**

**BOARD OF GOVERNORS  
FEDERAL RESERVE SYSTEM  
Washington, D.C. 20551**

---

# Table of Contents

## **TABLES**

1. LATEST FIGURES PLOTTED
2. DAILY CERTIFIED SPOT EXCHANGE RATES—  
H.10 RELEASE

## **CHARTS**

1. SPOT EXCHANGE RATE INDICES
2. 3-MONTH FORWARD EXCHANGE RATES
3. GOLD PRICE—LONDON
4. CALL MONEY RATES
5. 3-MONTH INTEREST RATES
6. EURO-DOLLAR DEPOSIT RATES
7. SELECTED EURO-DOLLAR AND U.S. MONEY MARKET RATES
8. INTEREST ARBITRAGE: 3-MONTH FUNDS
9. LONG-TERM GOVERNMENT BOND YIELDS
10. INDUSTRIAL STOCK INDICES

## **SUBSCRIPTION RATES:**

Weekly \$24.00 per year or \$.60 each in the United States, its possessions, Canada, and Mexico; 10 or more of the same issue to one address, \$22.50 per year or \$.55 each. Elsewhere, \$30.00 per year or \$.70 each. Address requests to Publications Services, Division of Administrative Services, and make payment remittance payable to the order of the Board of Governors of the Federal Reserve System in a form collectible at par in U.S. Currency.

CHART 1  
**SPOT EXCHANGE INDICES**

DOLLAR PRICES OF FOREIGN CURRENCIES AND WEIGHTED AVERAGE VALUES (THIN LINE)  
 AVERAGES FOR WEEK ENDING WEDNESDAY

RATIO SCALE  
 MARCH 1973=100

RATIO SCALE  
 MARCH 1973=100

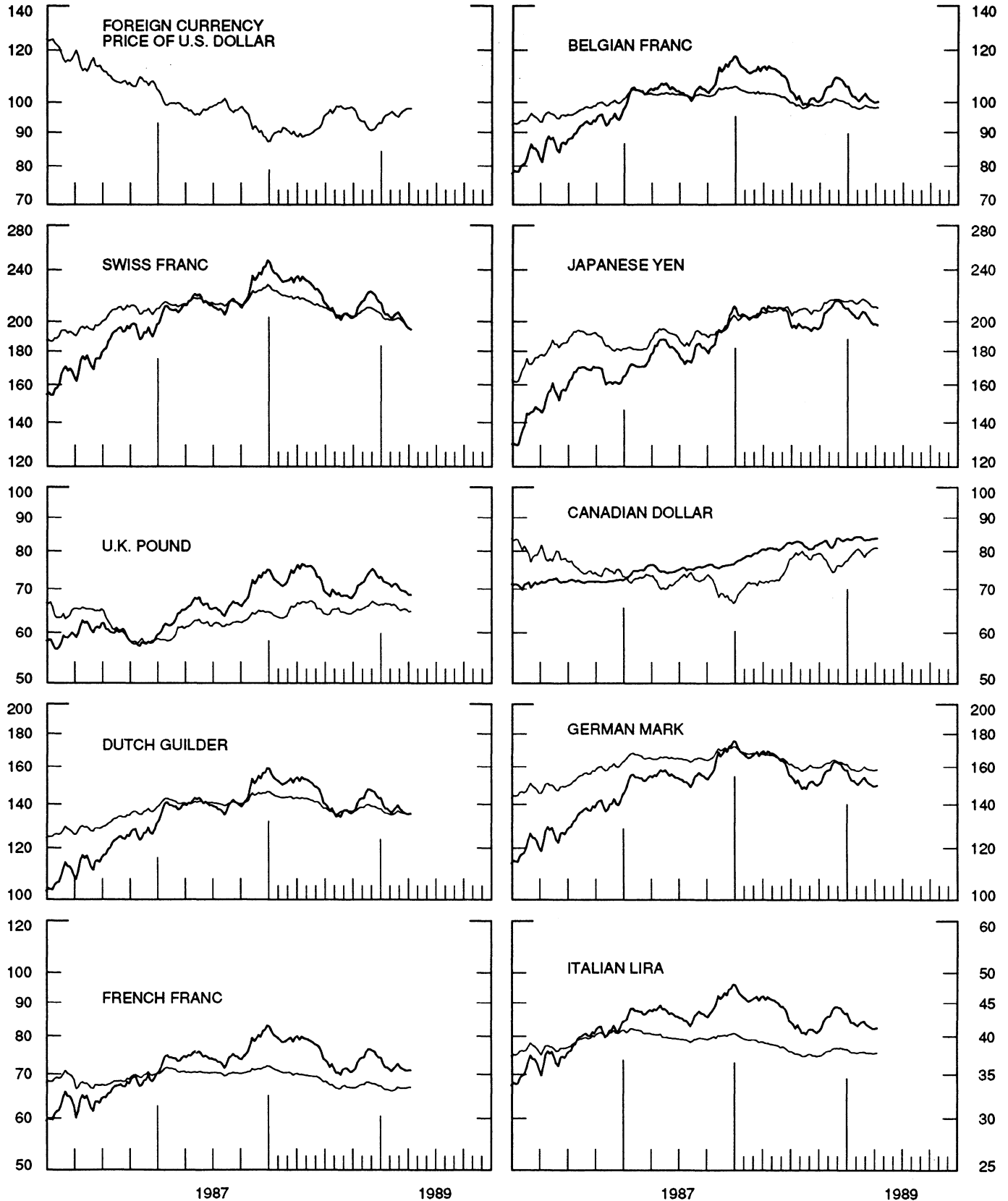


CHART 2  
**3-MONTH FORWARD EXCHANGE RATES**  
 PREMIUM (+) OR (-)  
 AVERAGES FOR WEEK ENDING WEDNESDAY

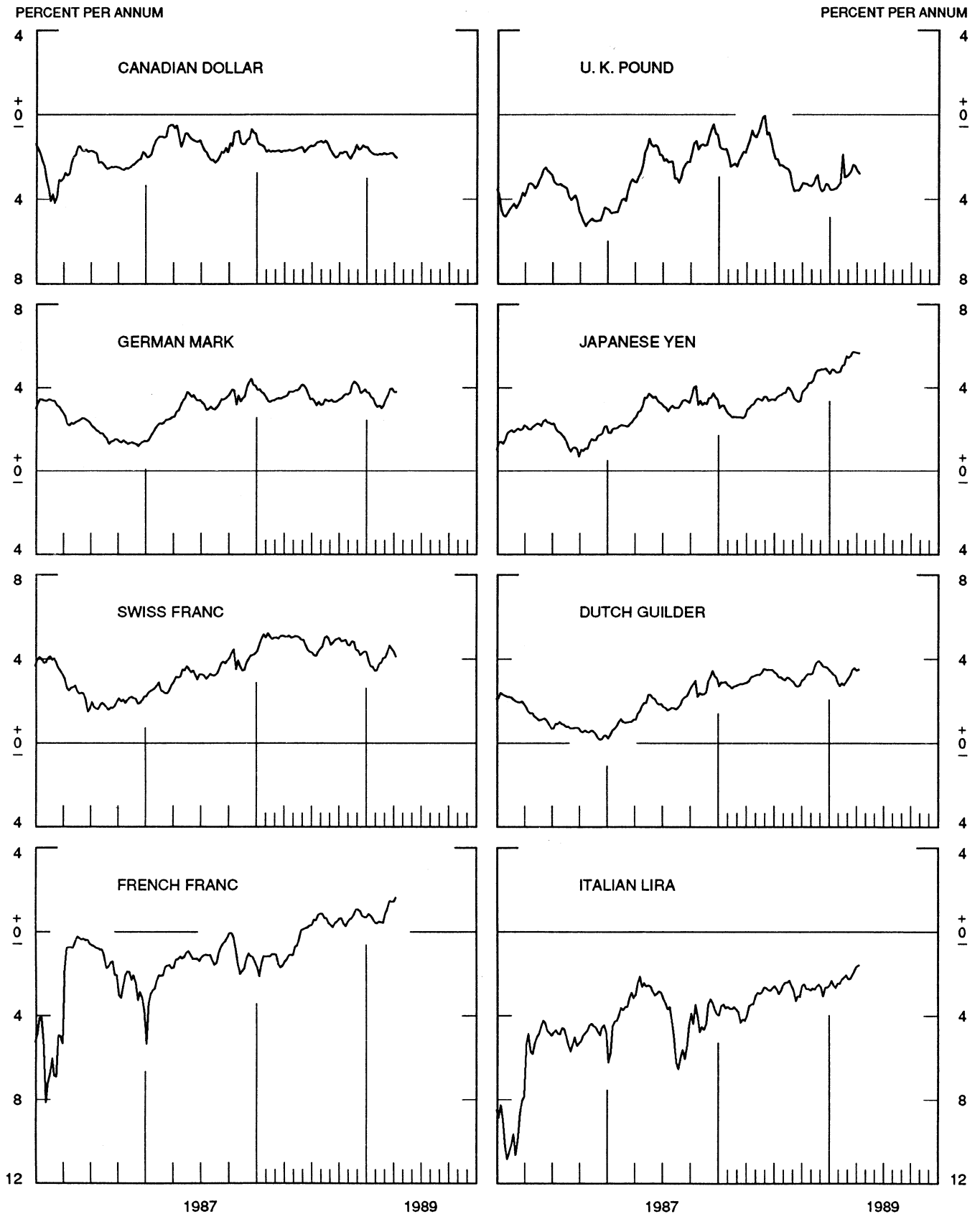


CHART 3  
PRICE OF GOLD IN LONDON  
AVERAGES FOR WEEK ENDING WEDNESDAY

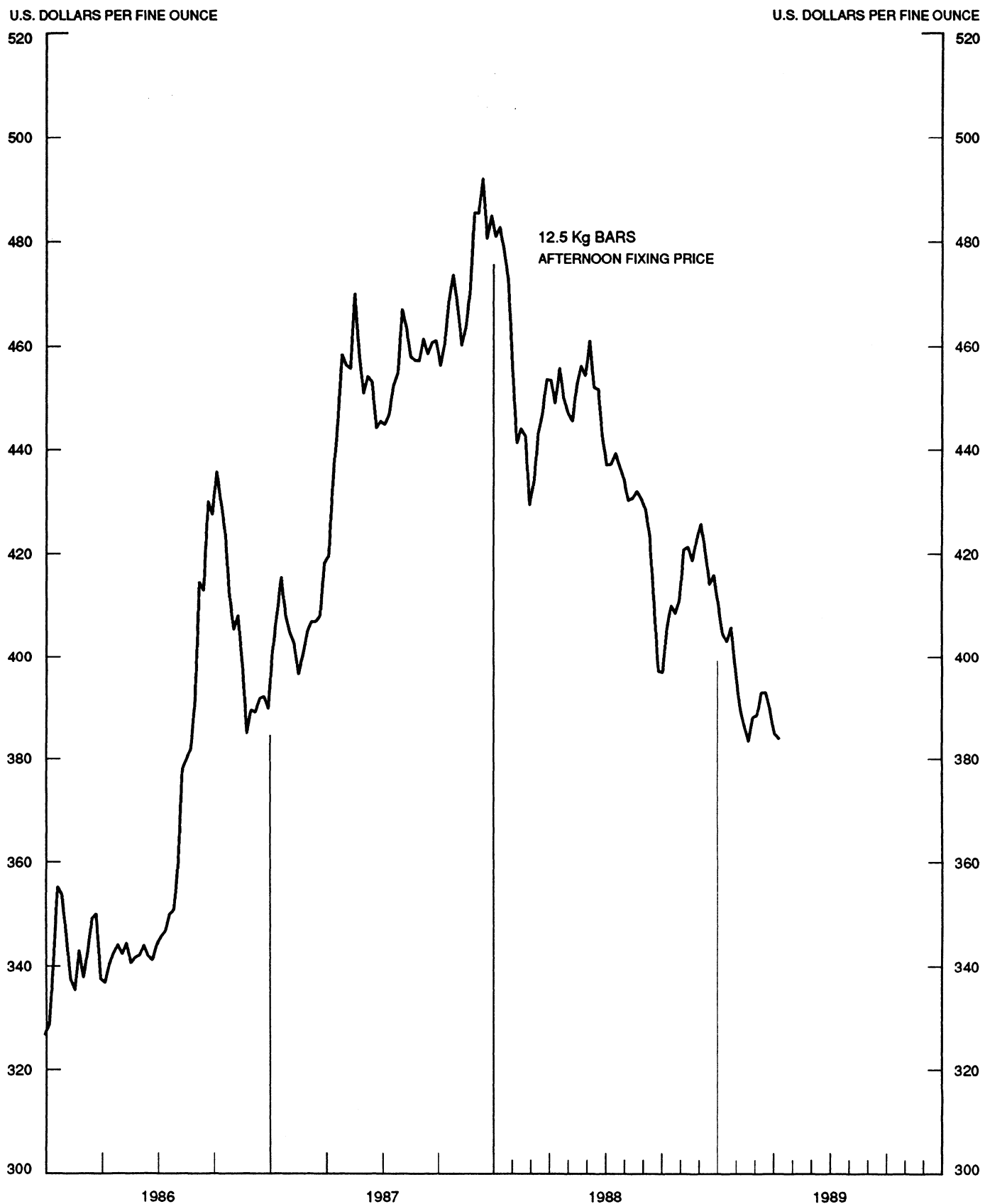


CHART 4  
CALL MONEY RATES  
WEEKLY SERIES

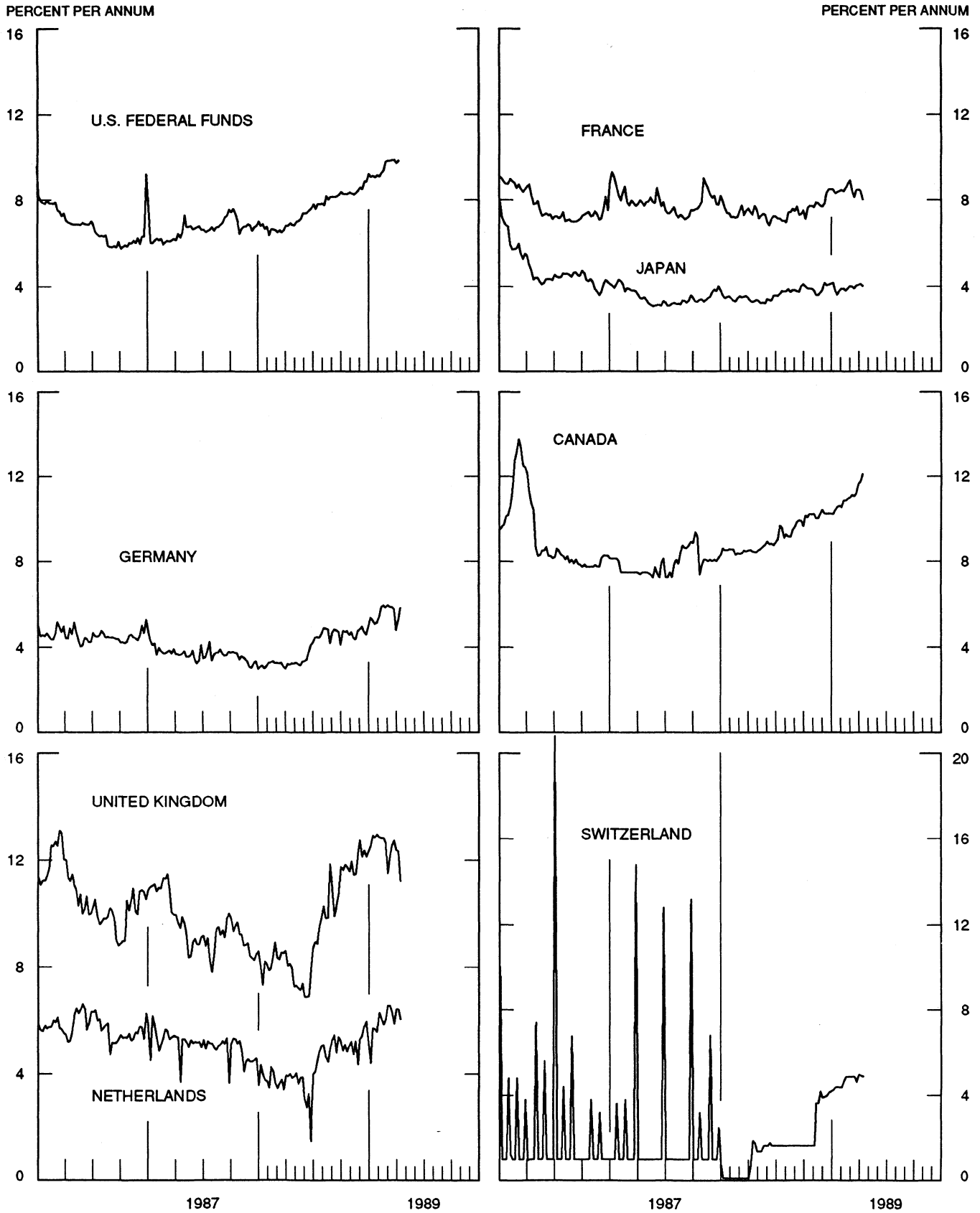


CHART 5  
**3-MONTH INTEREST RATES**  
 WEEKLY SERIES

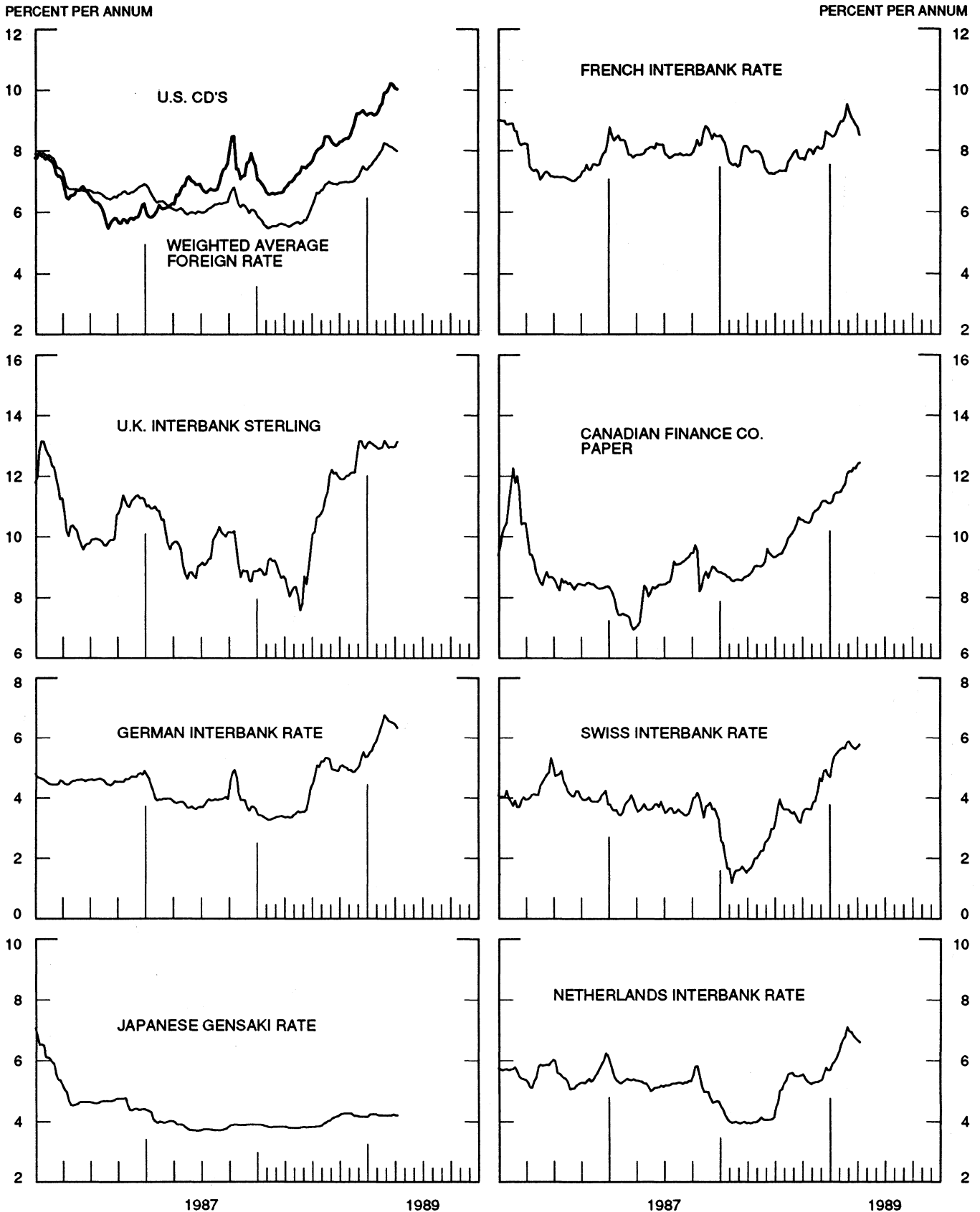


CHART 6  
**EURO-DOLLAR DEPOSIT RATES LONDON**  
 AVERAGES FOR WEEK ENDING WEDNESDAY

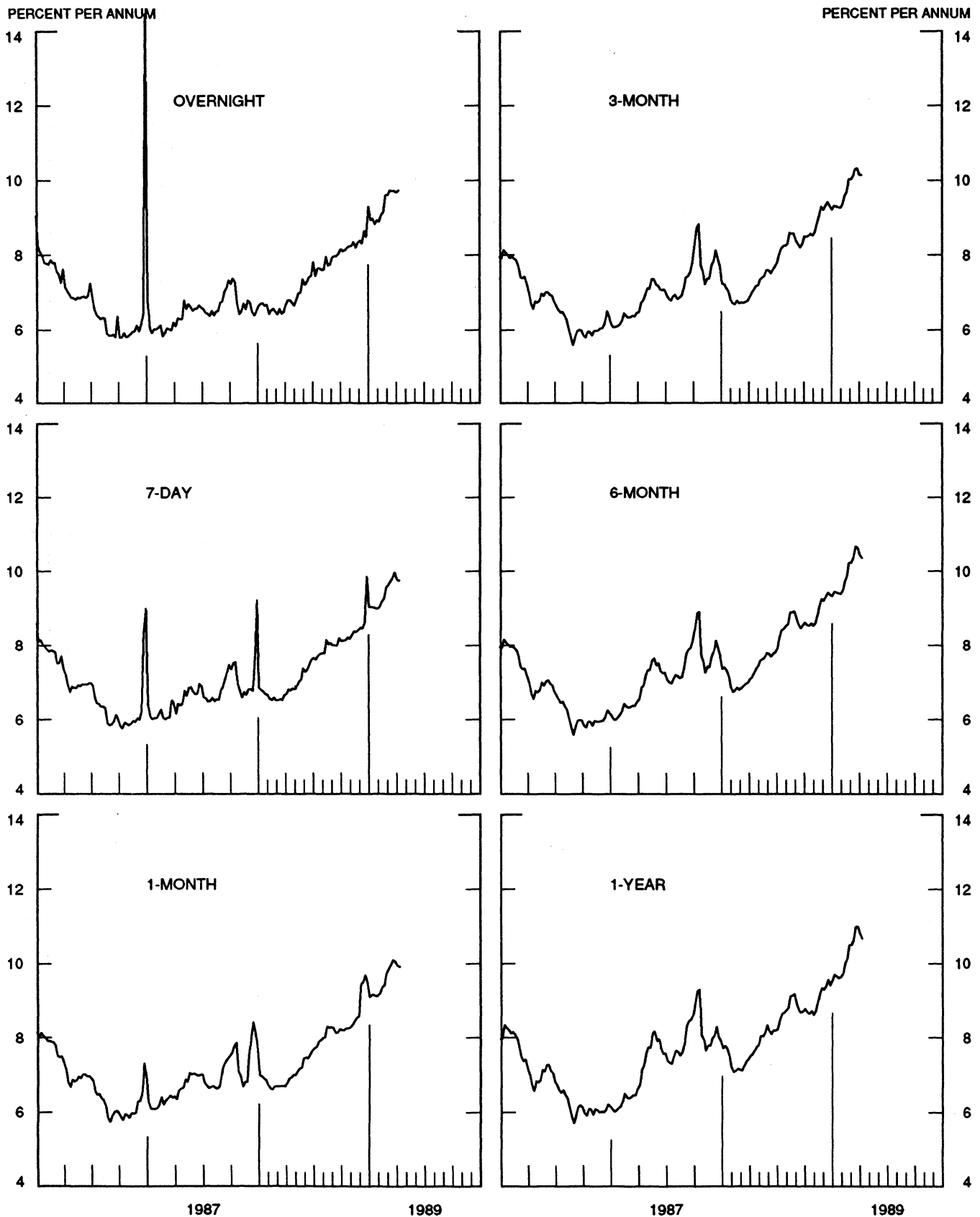
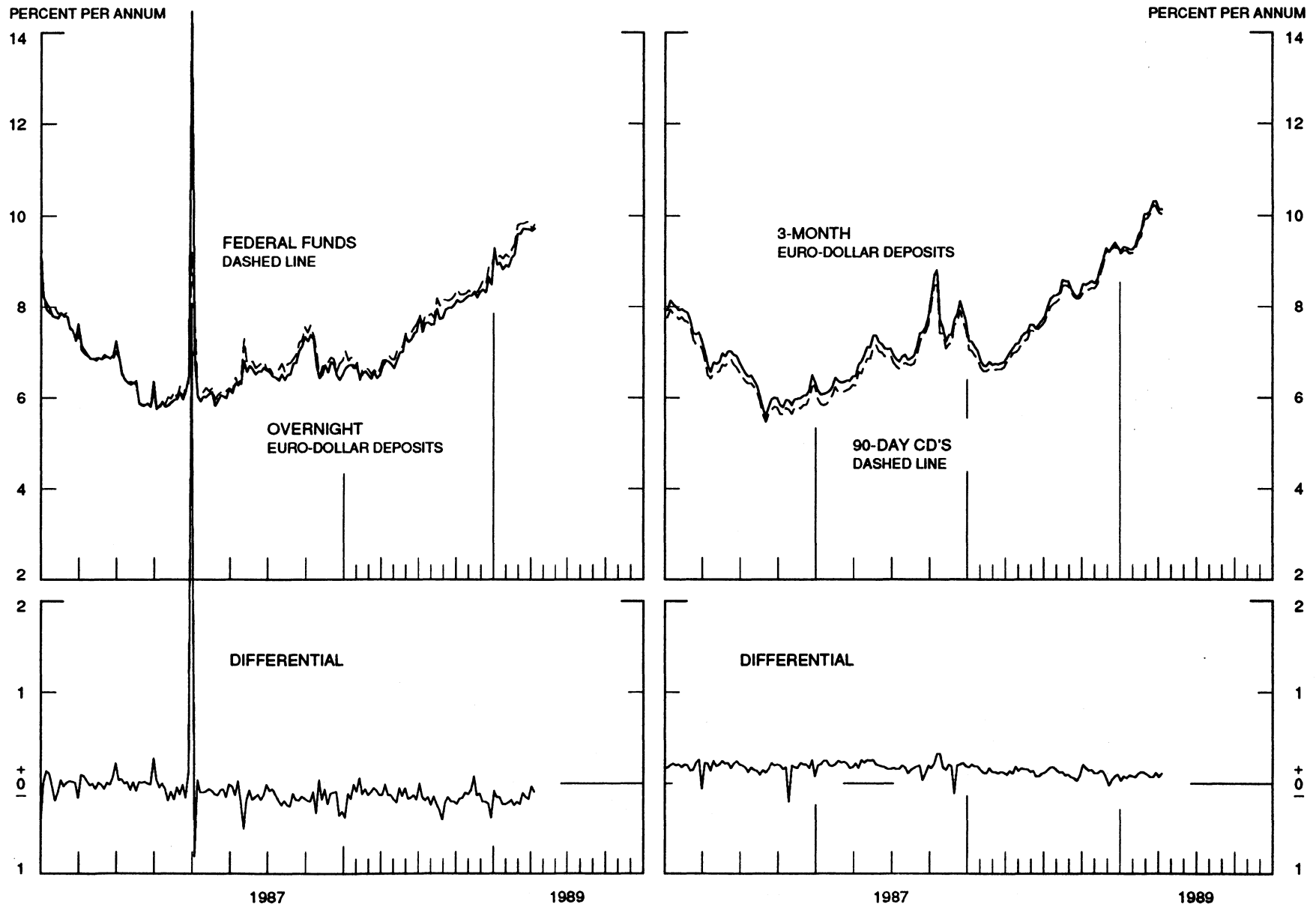




CHART 7  
**SELECTED EURO-DOLLAR AND U.S. MONEY MARKET RATES**

DIFFERENTIAL: PLUS(+), FAVORS BORROWING IN U.S.  
 AVERAGES FOR WEEK ENDING WEDNESDAY

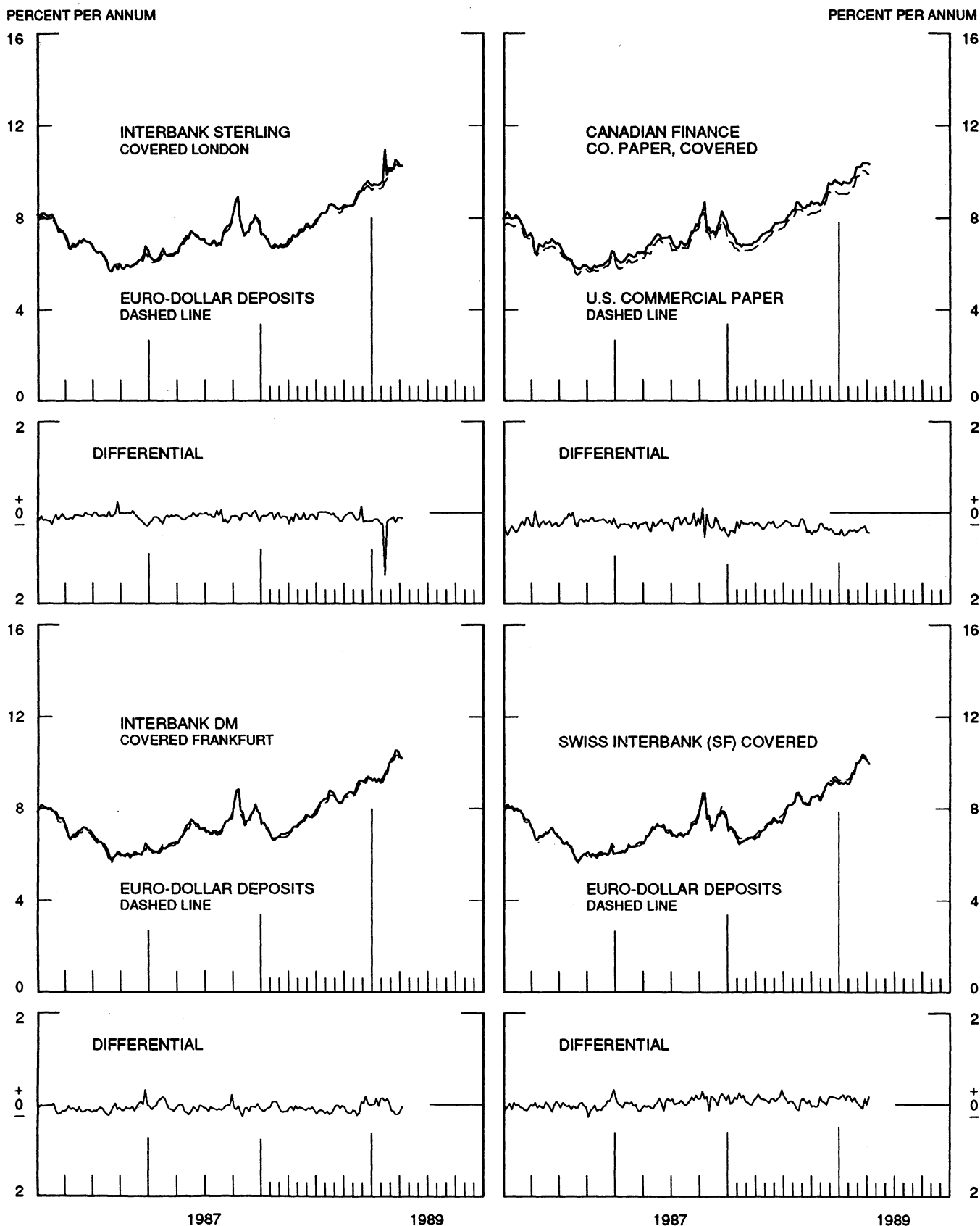


1 PERCENT ON DIFFERENTIAL SCALE = 2 PERCENT ON RATE SCALE

CHART 8

# INTEREST ARBITRAGE: 3-MONTH FUNDS

DIFFERENTIAL: PLUS(+), INDICATES FAVOR DOLLAR ASSETS  
AVERAGES FOR WEEK ENDING WEDNESDAY



1 PERCENT ON DIFFERENTIAL SCALE = 2 PERCENT ON RATE SCALE

CHART 9  
LONG-TERM GOVERNMENT BOND YIELDS  
WEEKLY SERIES

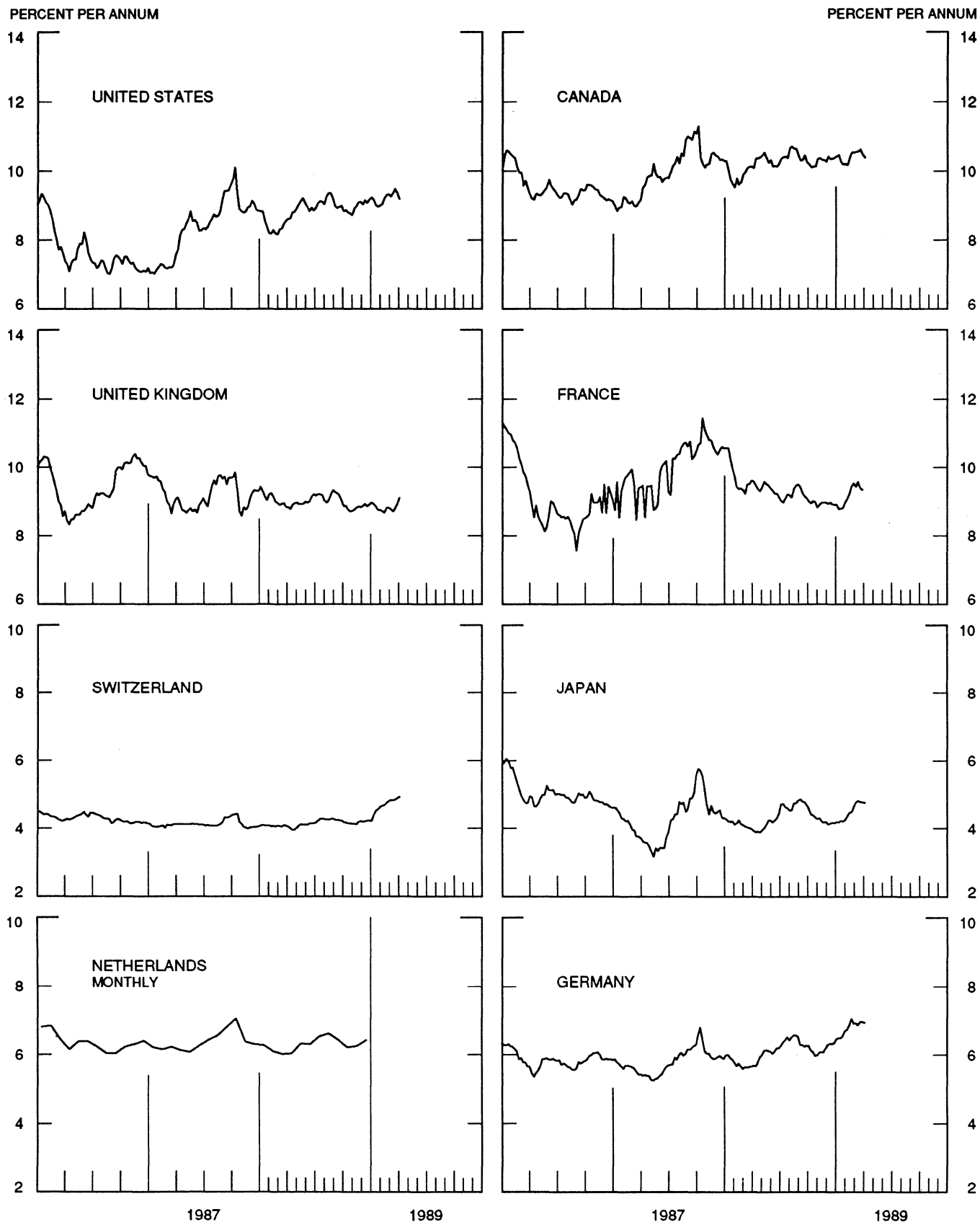
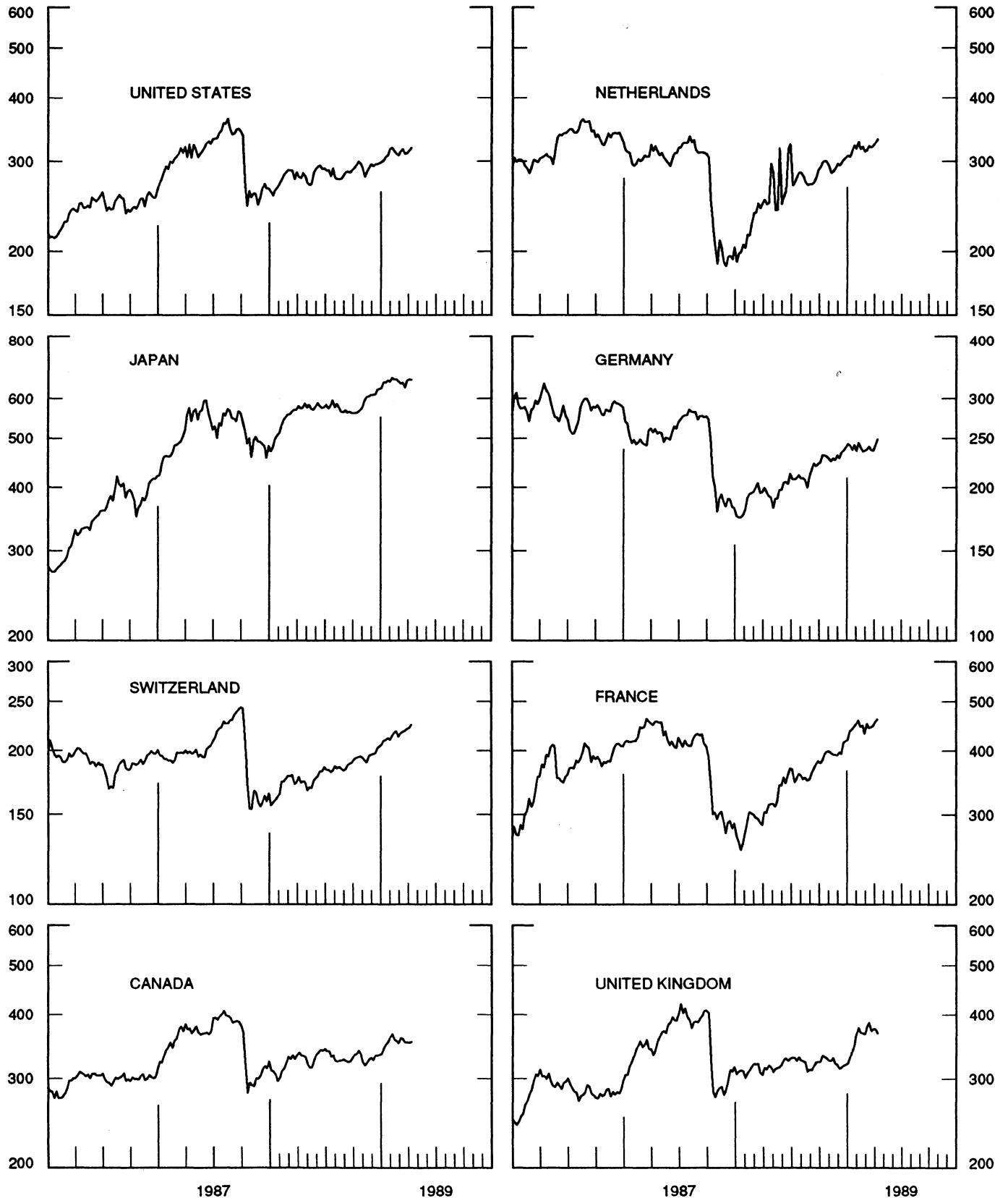


CHART 10  
**INDUSTRIAL STOCK INDICES**  
 WEEKLY SERIES

RATIO SCALE  
 1969=100

RATIO SCALE  
 1969=100



SERIES NAME

LAST VALUE PLOTTED  
DATE VALUE

CHART 1. SPOT EXCHANGE RATES AND INDICES

WEEKLY AVERAGES, NOON BUYING RATES (U.S. CENTS)

GERMAN MARK	APRIL 12	53.21
JAPANESE YEN	APRIL 12	0.75445
DUTCH GUILDER	APRIL 12	47.16
U.K. POUND	APRIL 12	169.56
CANADIAN DOLLAR	APRIL 12	83.95
FRENCH FRANC	APRIL 12	15.76
SWISS FRANC	APRIL 12	60.41
BELGIAN FRANC	APRIL 12	2.54107
ITALIAN LIRA	APRIL 12	0.07256
SWEDISH KRONA	APRIL 12	15.62

INDICES, MARCH 1973 BASE RATES = 100

GERMAN MARK	APRIL 12	149.69
JAPANESE YEN	APRIL 12	197.54
DUTCH GUILDER	APRIL 12	135.38
U.K. POUND	APRIL 12	68.58
CANADIAN DOLLAR	APRIL 12	83.67
FRENCH FRANC	APRIL 12	71.02
SWISS FRANC	APRIL 12	194.34
BELGIAN FRANC	APRIL 12	100.13
ITALIAN LIRA	APRIL 12	41.22

WEIGHTED AVERAGE EXCHANGE VALUE INDICES, MAR 1973 = 100  
(G-10 COUNTRIES PLUS SWITZERLAND)

U.S. DOLLAR	APRIL 12	97.64
GERMAN MARK	APRIL 12	158.42
JAPANESE YEN	APRIL 12	209.88
DUTCH GUILDER	APRIL 12	135.52
U.K. POUND	APRIL 12	64.60
CANADIAN DOLLAR	APRIL 12	80.88
FRENCH FRANC	APRIL 12	66.87
SWISS FRANC	APRIL 12	194.32
BELGIAN FRANC	APRIL 12	98.18
ITALIAN LIRA	APRIL 12	37.75
SWEDISH KRONA	APRIL 12	66.98

CHART 2. 3-MONTH FORWARD EXCHANGE RATES, PREMIUM OR DISCOUNT

CANADIAN DOLLAR	APRIL 12	-2.05
U.K. POUND	APRIL 12	-2.79
GERMAN MARK	APRIL 12	3.80
FRENCH FRANC	APRIL 12	1.63
SWISS FRANC	APRIL 12	4.13
DUTCH GUILDER	APRIL 12	3.52
JAPANESE YEN	APRIL 12	5.67
ITALIAN LIRA	APRIL 12	-1.59

SERIES NAME

LAST VALUE PLOTTED  
DATE VALUE

CHART 3. GOLD PRICE IN LONDON, AFTERNOON FIXING

U.S. DOLLARS PER FINE OUNCE APRIL 12 384.07

CHART 4. CALL MONEY RATES

U.S. FEDERAL FUNDS	APRIL 12	9.82
OVERNIGHT EURO-DOLLAR DEPOSITS	APRIL 12	9.73
U. K.	APRIL 12	11.22
CANADA	APRIL 12	12.09
GERMANY	APRIL 12	5.83
JAPAN	APRIL 12	4.02
FRANCE	APRIL 12	8.03
NETHERLANDS	APRIL 12	6.04
SWITZERLAND	APRIL 12	4.88

CHART 5. 3-MONTH INTEREST RATES

U.S. 90-DAY CD'S, SECONDARY MARKET	APRIL 12	10.03
GERMAN INTERBANK LOAN	APRIL 12	6.33
JAPANESE GENSAKI RATE	APRIL 12	4.20
CANADIAN FINANCE PAPER	APRIL 12	12.44
INTERBANK STERLING	APRIL 12	13.14
SWISS INTERBANK LOAN	APRIL 12	5.77
FRENCH INTERBANK RATE	APRIL 12	8.51
NETHERLANDS INTERBANK RATE	APRIL 12	6.61
WEIGHTED AVERAGE FOREIGN INTEREST RATE (G-10 COUNTRIES PLUS SWITZERLAND)	APRIL 12	7.99

CHART 6. EURO-DOLLAR DEPOSIT RATES: LONDON

OVERNIGHT	APRIL 12	9.73
7-DAY	APRIL 12	9.75
1-MONTH	APRIL 12	9.91
3-MONTH	APRIL 12	10.14
6-MONTH	APRIL 12	10.36
1-YEAR	APRIL 12	10.68

CHART 7. SELECTED EURO-DOLLAR AND U.S. MONEY MARKET RATES

OVERNIGHT EURO-DOLLAR DEPOSITS	APRIL 12	9.73
U.S. FEDERAL FUNDS	APRIL 12	9.82
DIFFERENTIAL	APRIL 12	-0.09
3-MONTH EURO-DOLLAR DEPOSIT RATE	APRIL 12	10.14
U.S. 90-DAY CD'S, SECONDARY MARKET	APRIL 12	10.03
DIFFERENTIAL	APRIL 12	0.11

SERIES NAME

LAST VALUE PLOTTED  
DATE VALUE

CHART 8. INTEREST ARBITRAGE, 3-MONTH FUNDS

EURO-DOLLAR DEPOSIT	APRIL 12	10.14
INTERBANK STERLING (LONDON), COVERED	APRIL 12	10.26
DIFFERENTIAL	APRIL 12	-0.12
U.S. COMMERCIAL PAPER	APRIL 12	9.88
CANADIAN FINANCE PAPER, COVERED	APRIL 12	10.32
DIFFERENTIAL	APRIL 12	-0.44
EURO-DOLLAR DEPOSIT	APRIL 12	10.14
INTERBANK DM (FRANKFURT), COVERED	APRIL 12	10.19
DIFFERENTIAL	APRIL 12	-0.05
EURO-DOLLAR DEPOSIT	APRIL 12	10.14
SWISS INTERBANK, COVERED	APRIL 12	9.96
DIFFERENTIAL	APRIL 12	0.17

CHART 9. LONG TERM GOVERNMENT BOND YIELDS

UNITED STATES	APRIL 7	9.20
GERMANY	APRIL 7	6.94
JAPAN	APRIL 7	4.76
SWITZERLAND	APRIL 7	4.92
CANADA	APRIL 7	10.40
FRANCE	MARCH 31	9.34
NETHERLANDS (MONTHLY)	DEC.	6.42
UNITED KINGDOM	APRIL 7	9.10

U.S. CORPORATE

AAA BONDS	MAY	9.33
-----------	-----	------

CHART 10. STOCK INDICES

UNITED STATES	APRIL 12	318.72
UNITED KINGDOM	APRIL 12	368.03
CANADA	APRIL 12	353.45
GERMANY	APRIL 12	248.58
SWITZERLAND	APRIL 12	224.69
NETHERLANDS	APRIL 12	330.87
FRANCE	APRIL 12	461.16
JAPAN	APRIL 12	653.99



# FEDERAL RESERVE statistical release

H.10(512)

APRIL 14, 1989

## FOREIGN EXCHANGE RATES

FOR THE WEEK ENDING APRIL 14, 1989

The Board of Governors of the Federal Reserve System is advised that the Federal Reserve Bank of New York has certified for customs purposes the following noon buying rates in New York City for cable transfers payable in foreign currencies:

COUNTRY	MONETARY UNIT	(CURRENCY UNITS PER DOLLAR)				
		APR. 10	APR. 11	APR. 12	APR. 13	APR. 14
*AUSTRALIA	DOLLAR	80.68	80.70	80.71	80.65	80.94
AUSTRIA	SCHILLING	13.235	13.285	13.281	13.195	13.170
BELGIUM	FRANC	39.360	39.490	39.520	39.240	39.160
CANADA	DOLLAR	1.1902	1.1895	1.1890	1.1883	1.1876
CHINA, P.R.	YUAN	3.7314	3.7314	3.7314	3.7314	3.7314
DENMARK	KRONE	7.3150	7.3410	7.3390	7.3000	7.2820
FINLAND	MARKKA	4.2250	4.2340	4.2275	4.2040	4.1930
FRANCE	FRANC	6.3440	6.3690	6.3700	6.3420	6.3260
GERMANY	D. MARK	1.8800	1.8870	1.8862	1.8735	1.8706
GREECE	DRACHMA	159.600	159.920	160.140	159.360	160.250
HONG KONG	DOLLAR	7.7870	7.7835	7.7820	7.7810	7.7810
INDIA	RUPEE	15.7100	15.6900	15.7400	15.7100	15.6900
*IRELAND	POUND	141.95	141.60	141.50	142.50	142.20
ITALY	LIRA	1378.25	1382.50	1382.50	1376.50	1373.50
JAPAN	YEN	132.63	132.75	132.98	132.20	132.15
MALAYSIA	RINGGIT	2.7495	2.7460	2.7440	2.7300	2.7300
NETHERLANDS	GUILDER	2.1210	2.1293	2.1290	2.1145	2.1110
*NEW ZEALAND	DOLLAR	60.770	60.770	60.950	60.950	61.050
NORWAY	KRONE	6.8300	6.8500	6.8415	6.8125	6.8050
PORTUGAL	ESCUDO	155.100	155.400	155.440	154.920	154.900
SINGAPORE	DOLLAR	1.9570	1.9580	1.9595	1.9510	1.9555
SOUTH AFRICA	RAND	2.5560	2.5560	2.5550	2.5500	2.5510
SOUTH KOREA	WON	670.10	670.20	670.20	670.30	670.00
SPAIN	PESETA	116.550	116.880	117.250	116.500	116.500
SRI LANKA	RUPEE	34.027	34.027	34.038	34.038	34.038
SWEDEN	KRONA	6.4060	6.4200	6.4165	6.3850	6.3780
SWITZERLAND	FRANC	1.6563	1.6650	1.6675	1.6470	1.6500
TAIWAN	DOLLAR	27.141	27.124	27.113	27.107	27.087
THAILAND	BAHT	25.570	25.500	25.580	25.580	25.550
*UNITED KINGDOM	POUND	169.75	168.90	169.05	169.75	169.88
MEMO:						
*UNITED STATES	DOLLAR	97.65	97.95	97.96	97.43	97.30

\*INDEX OF WEIGHTED AVERAGE EXCHANGE VALUE OF U.S. DOLLAR AGAINST CURRENCIES OF OTHER G-10 COUNTRIES. MARCH 1973 = 100. WEIGHTS ARE 1972-76 GLOBAL TRADE OF EACH OF THE 10 COUNTRIES. SERIES REVISED AS OF AUGUST 1978. FOR DESCRIPTION AND BACK DATA, SEE "INDEX OF THE WEIGHTED-AVERAGE EXCHANGE VALUE OF THE U.S. DOLLAR: REVISION" ON PAGE 700 OF THE AUGUST 1978 FEDERAL RESERVE BULLETIN.

\*VALUE IS U.S. CENTS