

(516/517)

S-440

LIBRARY
DEC 18 1987
FEDERAL RESERVE
BANK OF CHICAGO

**DATA FILE
LIBRARY
FEDERAL RESERVE BANK
OF CHICAGO**

Selected Interest & Exchange Rates

Weekly Series of Charts

December 14, 1987

**Prepared by the
FINANCIAL MARKETS
SECTION**

**DIVISION OF
INTERNATIONAL FINANCE**

**BOARD OF GOVERNORS
FEDERAL RESERVE SYSTEM
Washington, D.C. 20551**

Table of Contents

TABLES

1. LATEST FIGURES PLOTTED
2. DAILY CERTIFIED SPOT EXCHANGE RATES--
H.10 RELEASE

CHARTS

1. SPOT EXCHANGE RATE INDICES
2. 3-MONTH FORWARD EXCHANGE RATES
3. GOLD PRICE--LONDON
4. CALL MONEY RATES
5. 3-MONTH INTEREST RATES
6. EURO-DOLLAR DEPOSIT RATES
7. SELECTED EURO-DOLLAR AND
U.S. MONEY MARKET RATES
8. INTEREST ARBITRAGE: 3-MONTH FUNDS
9. LONG-TERM GOVERNMENT BOND YIELDS
10. INDUSTRIAL STOCK INDICES

SUBSCRIPTION RATES:

Weekly \$15.00 per year or \$.40 each in the United States, its possessions, Canada, and Mexico; 10 or more of the same issue to one address, \$13.50 per year or \$.35 each. Elsewhere, \$20.00 per year or \$.50 each. Address requests to Publications Services, Division of Administrative Services, and make payment remittance payable to the order of the Board of Governors of the Federal Reserve System in a form collectible at par in U.S. Currency.

CHART 1

SPOT EXCHANGE INDICES

DOLLAR PRICES OF FOREIGN CURRENCIES AND WEIGHTED AVERAGE VALUES (THIN LINE)
AVERAGES FOR WEEK ENDING WEDNESDAY

RATIO SCALE
MARCH 1973=100

RATIO SCALE
MARCH 1973=100

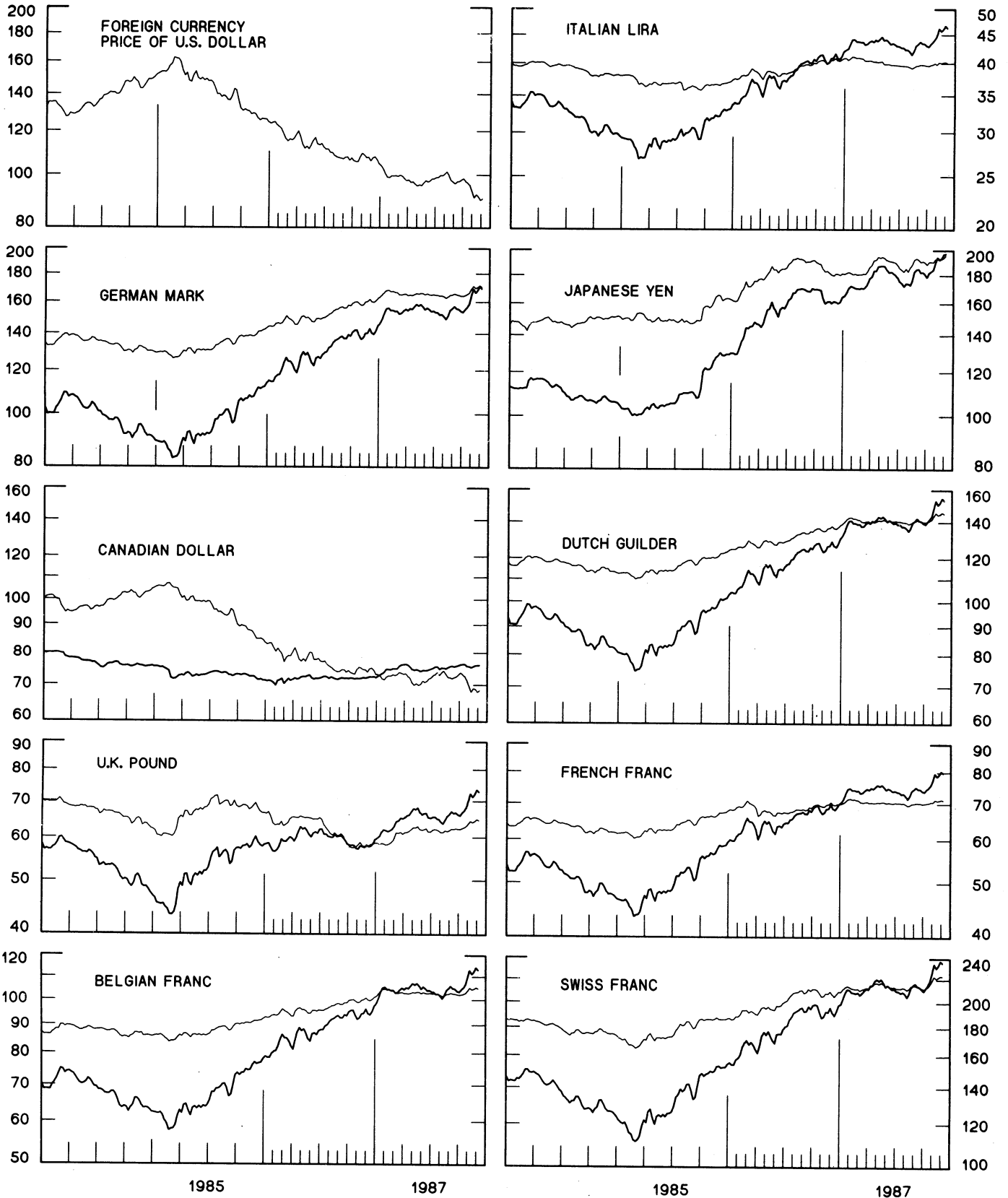


CHART 2
3-MONTH FORWARD EXCHANGE RATES

PREMIUM (+) OR (-)
 AVERAGES FOR WEEK ENDING WEDNESDAY

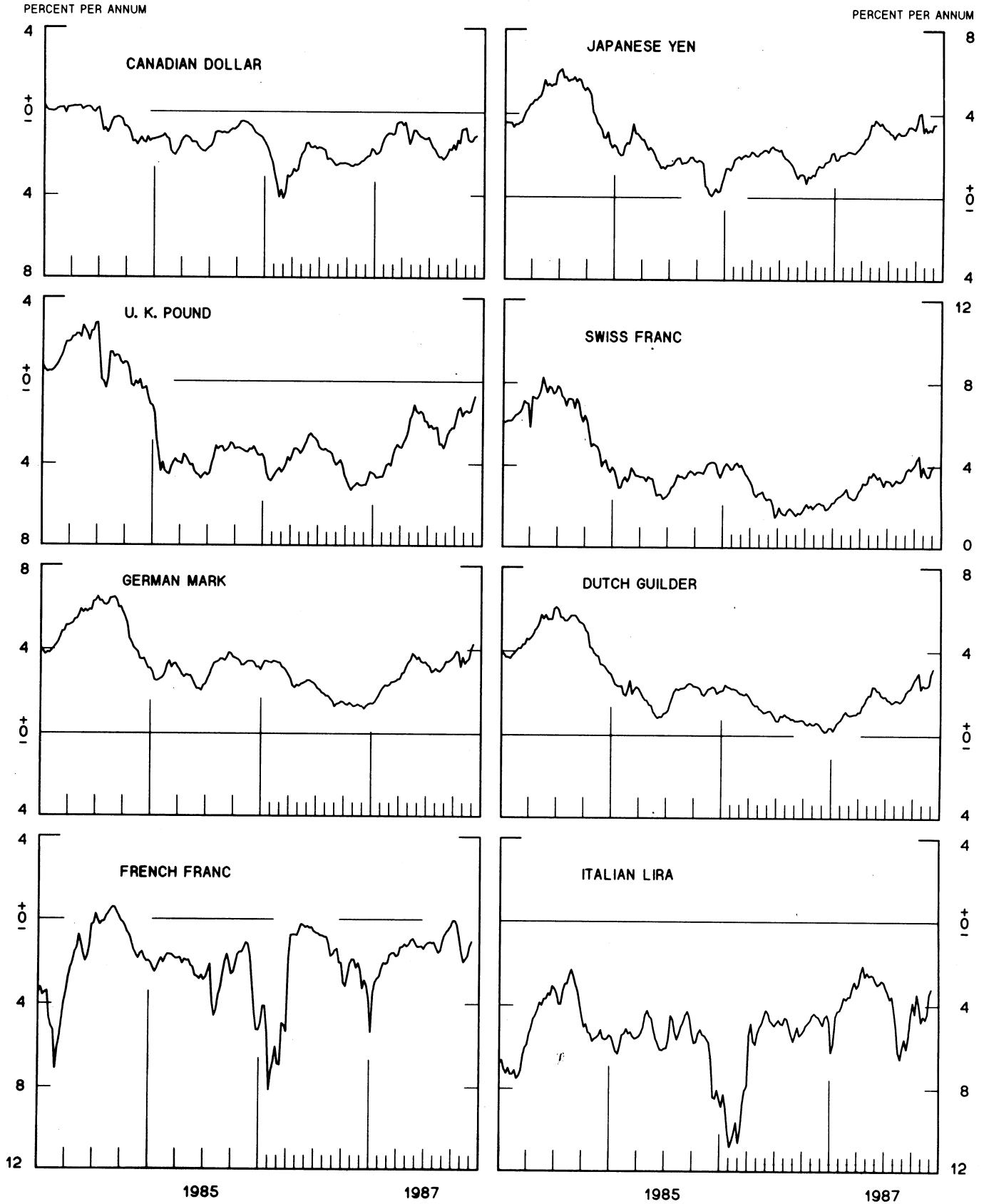


CHART 3
PRICE OF GOLD IN LONDON
AVERAGES FOR WEEK ENDING WEDNESDAY

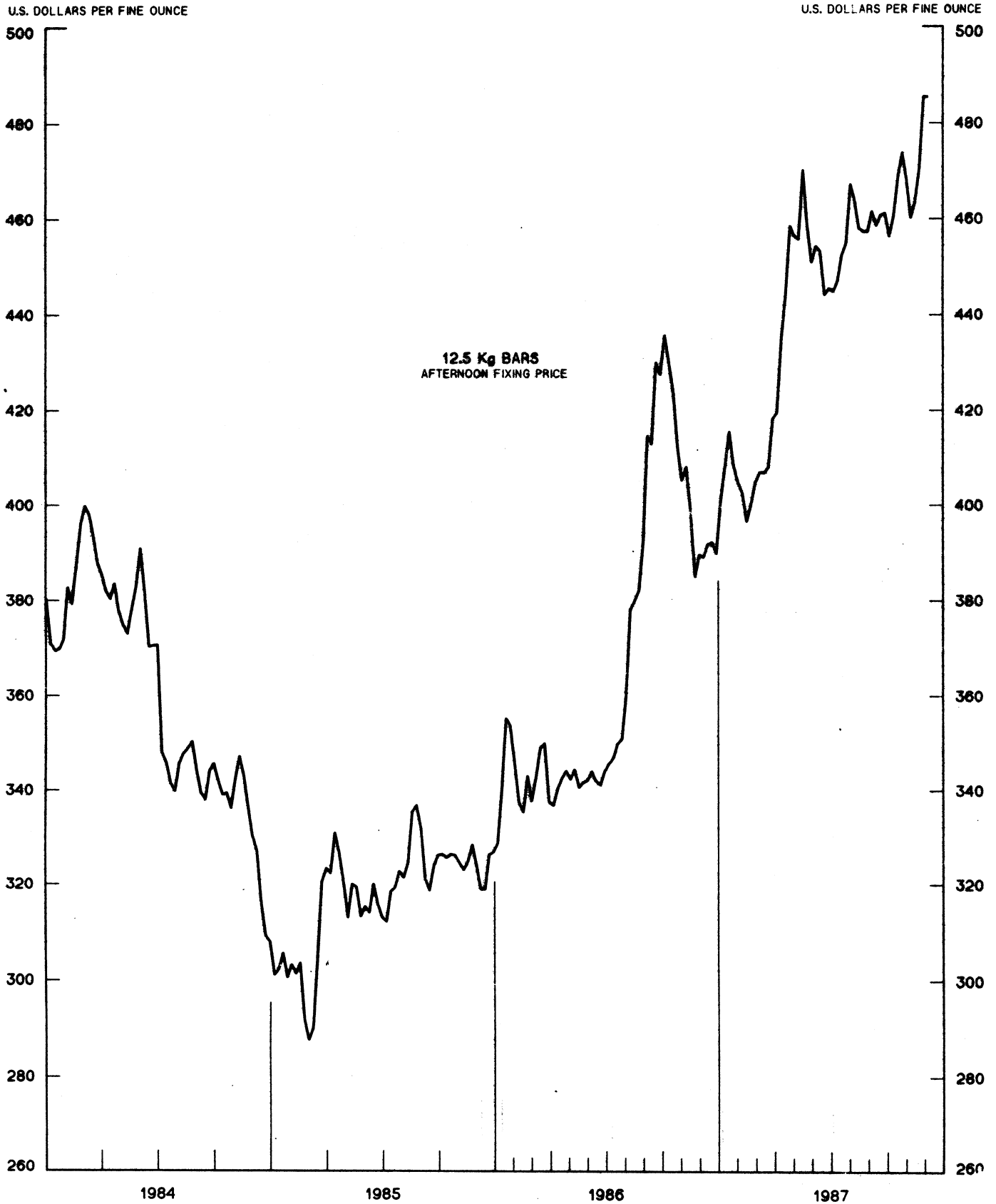


CHART 4
CALL MONEY RATES
WEEKLY SERIES

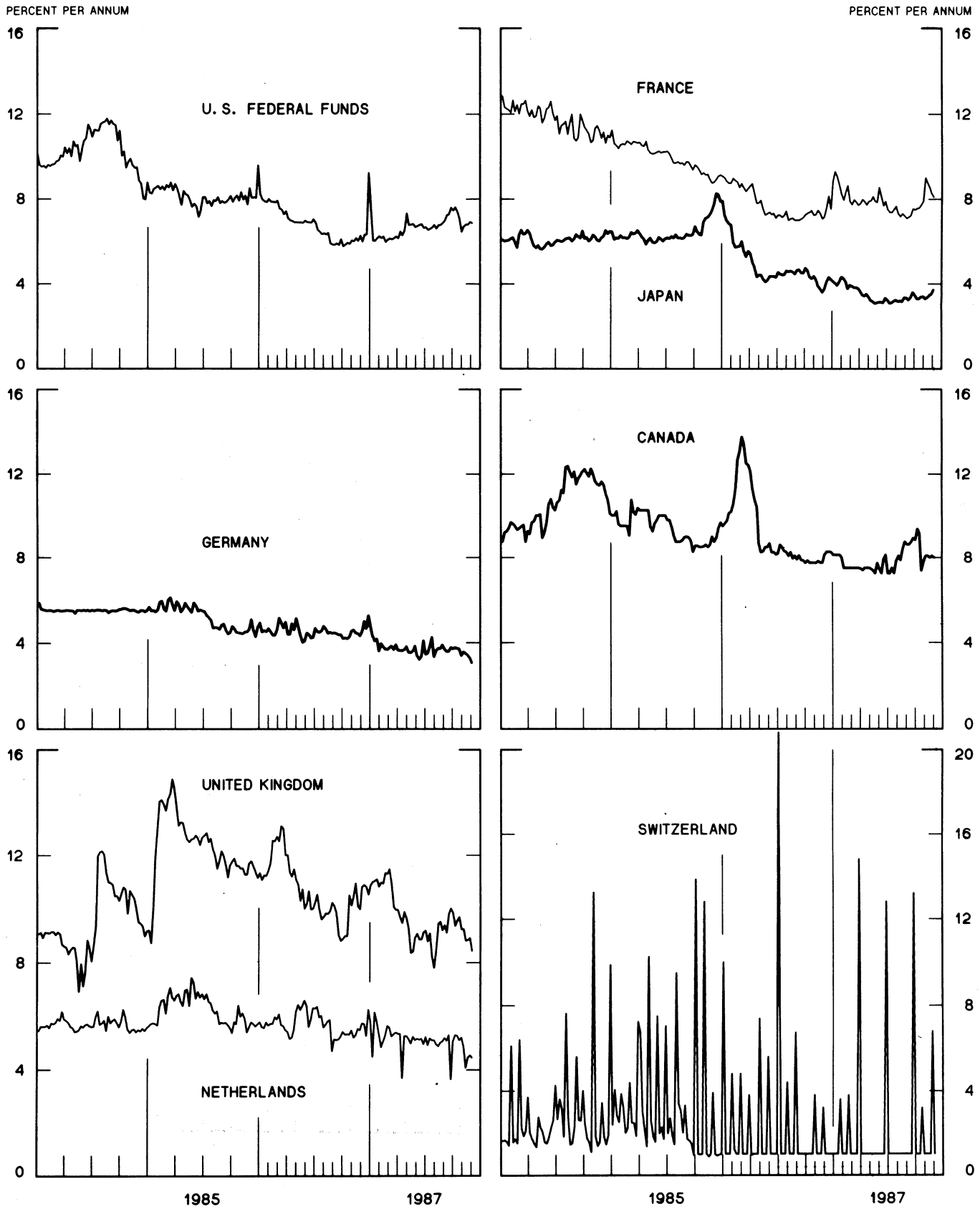
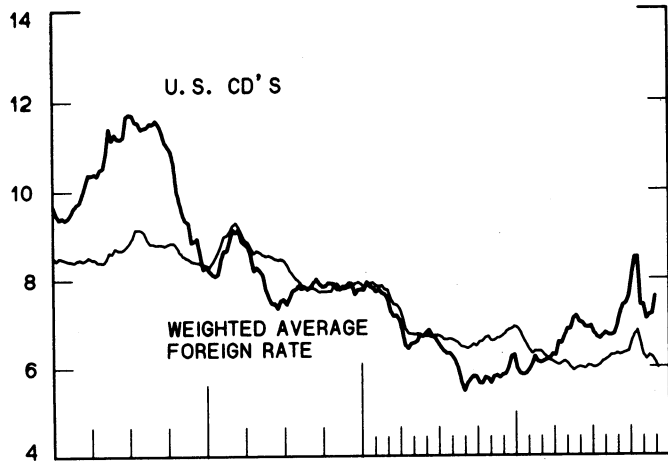
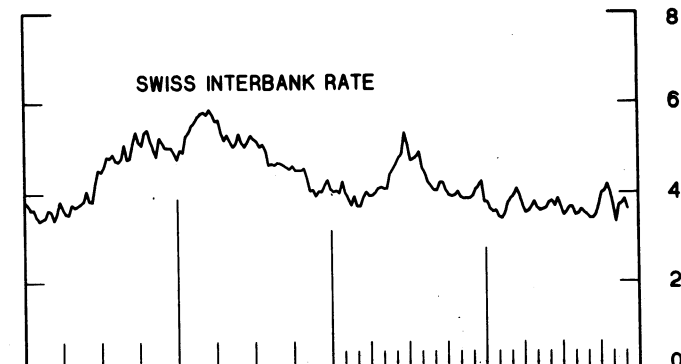
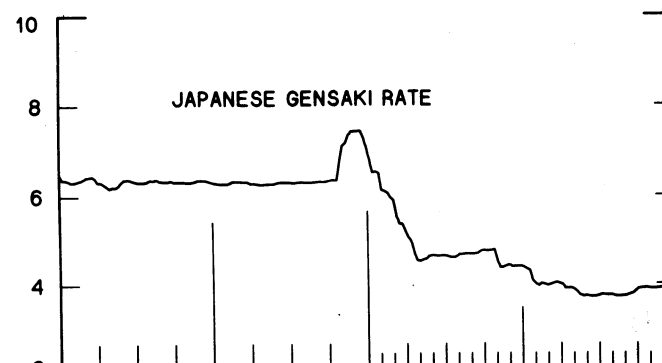
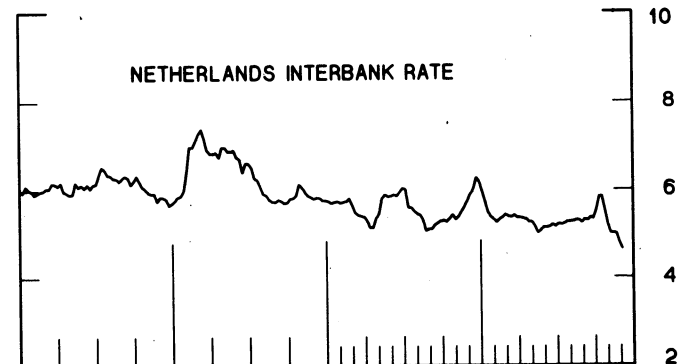
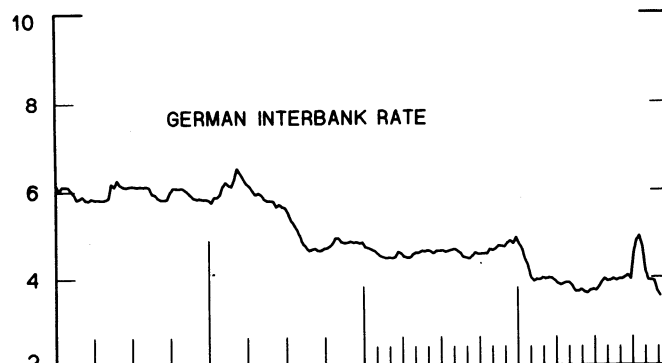
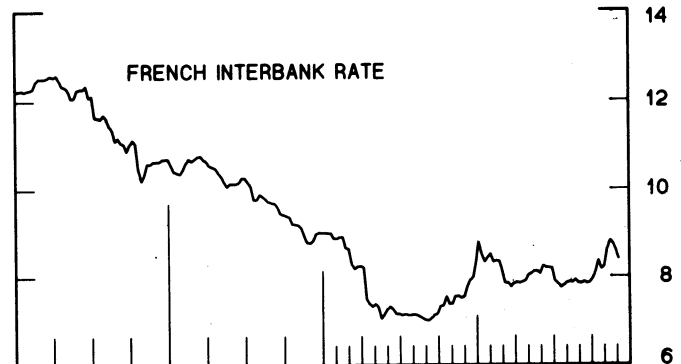
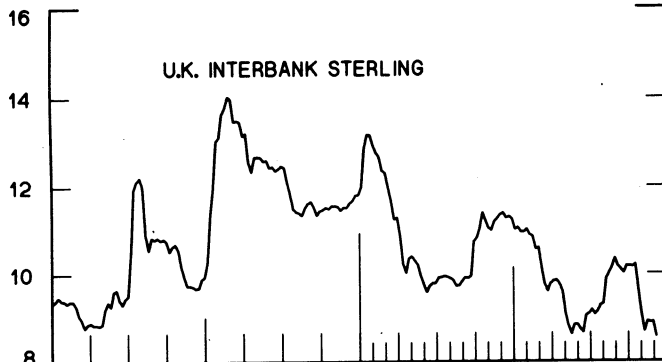
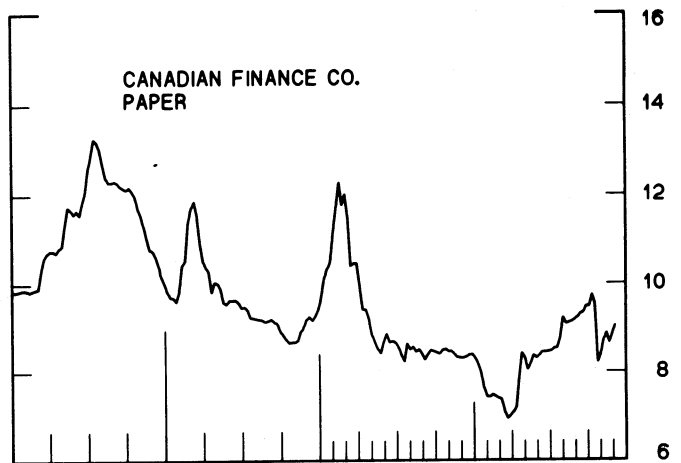


CHART 5
3-MONTH INTEREST RATES
 WEEKLY SERIES

PERCENT PER ANNUM



PERCENT PER ANNUM



1985

1987

1985

1987

EURO-DOLLAR DEPOSIT RATES LONDON

AVERAGES FOR WEEK ENDING WEDNESDAY

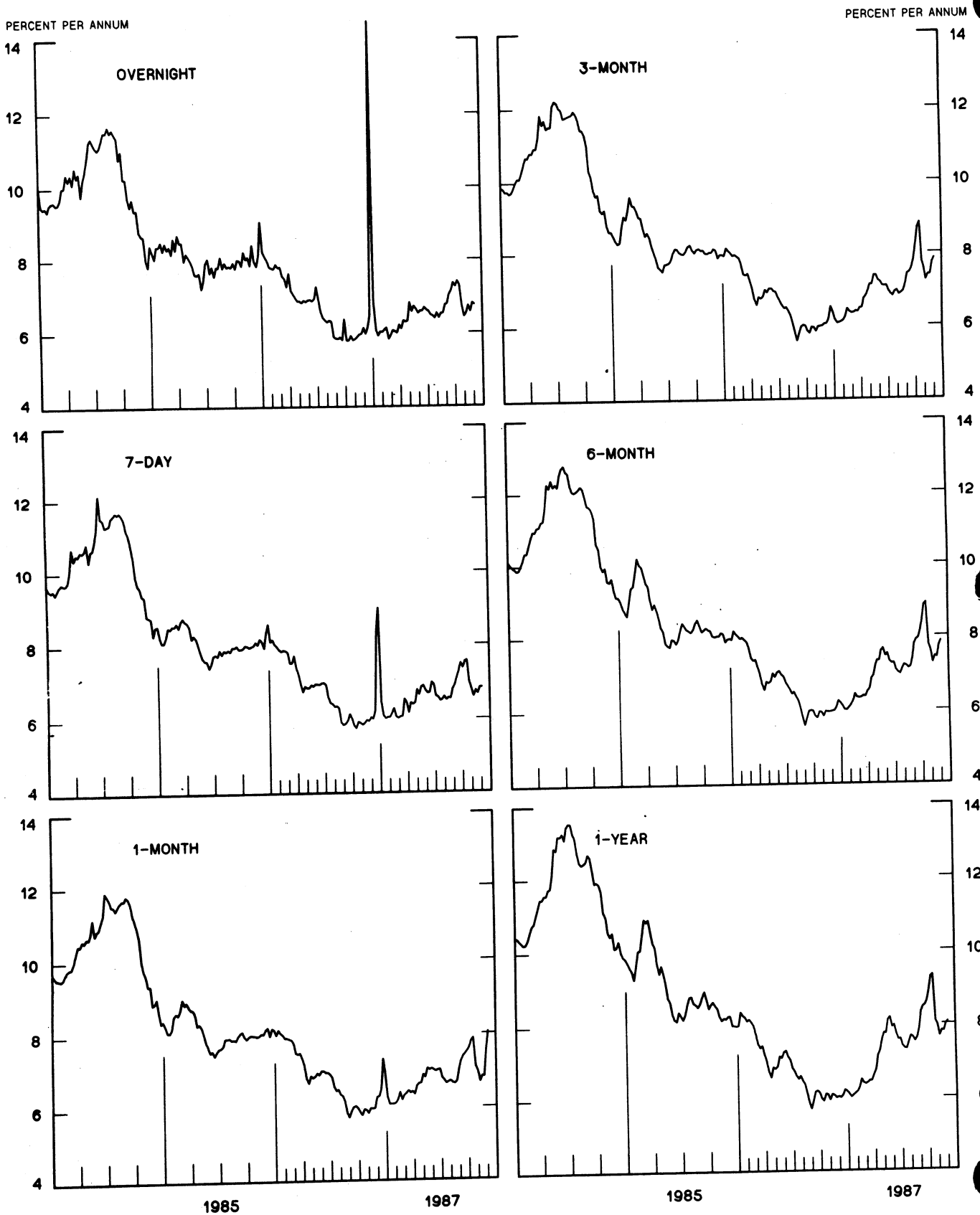
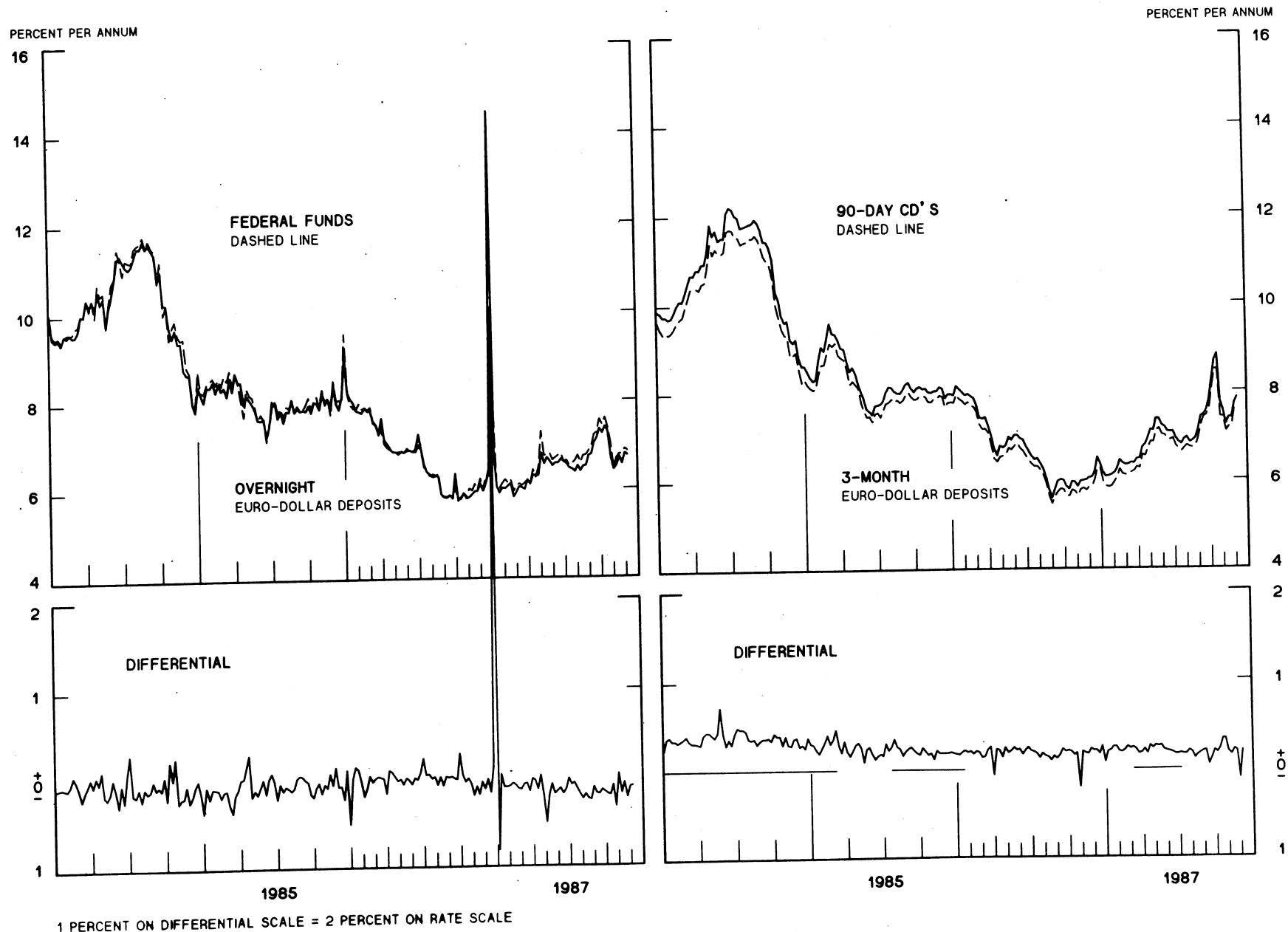


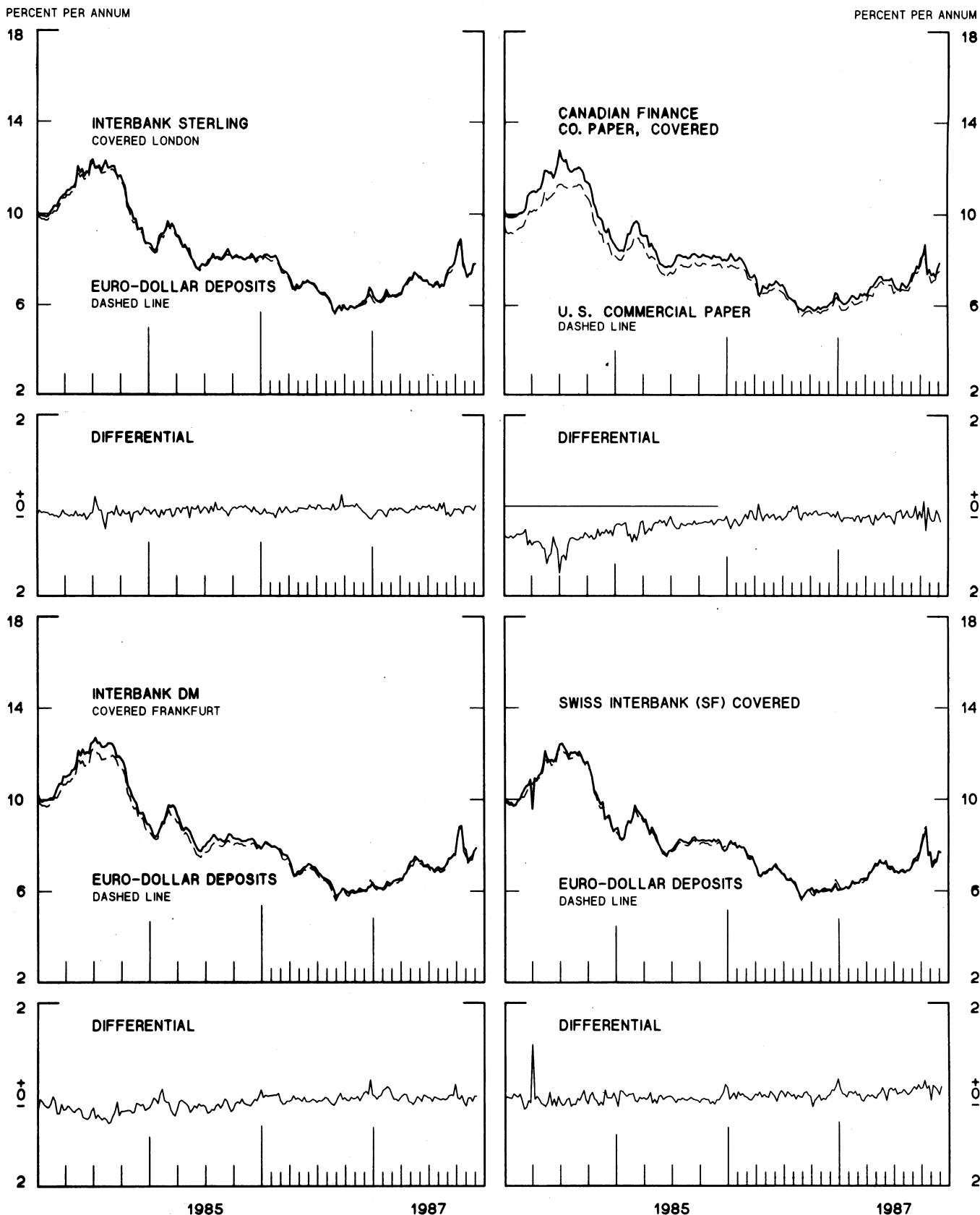
CHART 7
SELECTED EURO-DOLLAR AND U. S. MONEY MARKET RATES

DIFFERENTIAL: PLUS(+), FAVORS BORROWING IN U. S.
 AVERAGES FOR WEEK ENDING WEDNESDAY



INTEREST ARBITRAGE: 3-MONTH FUNDS

DIFFERENTIAL: PLUS(+), INDICATES FAVOR DOLLAR ASSETS
AVERAGES FOR WEEK ENDING WEDNESDAY



1 PERCENT ON DIFFERENTIAL SCALE = 2 PERCENT ON RATE SCALE

CHART 9
LONG-TERM GOVERNMENT BOND YIELDS
 WEEKLY SERIES

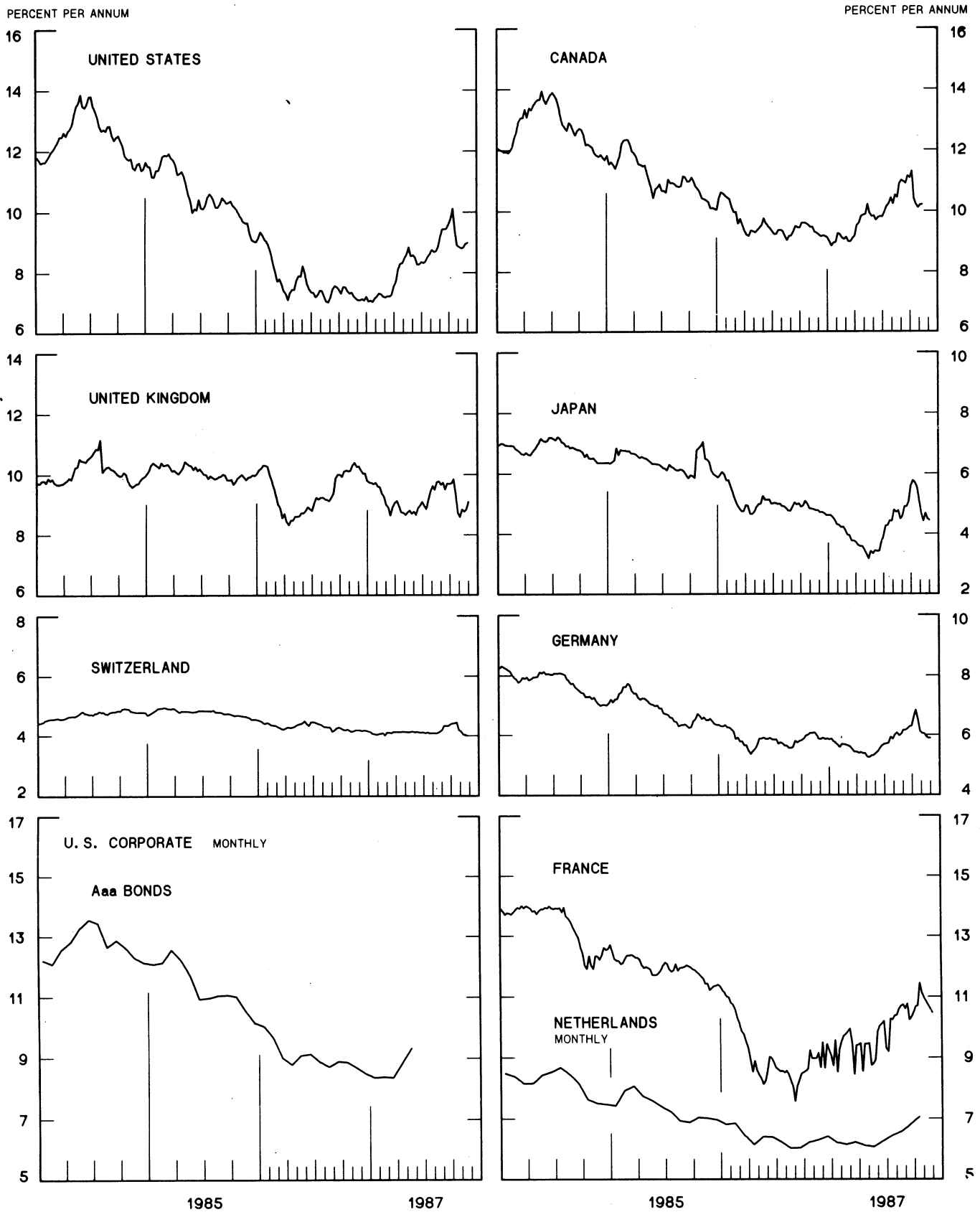
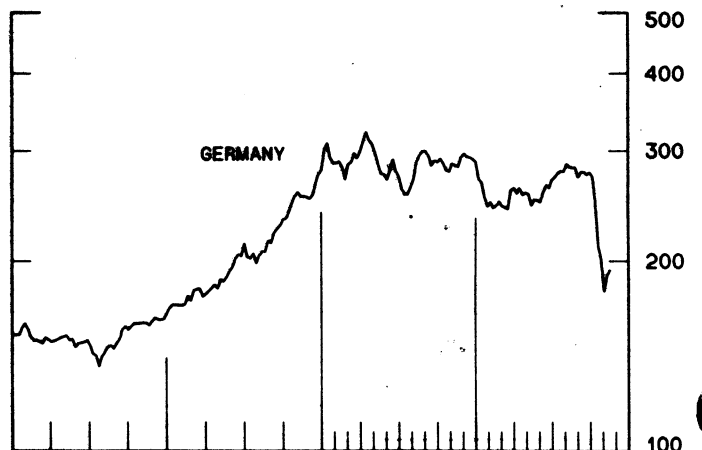
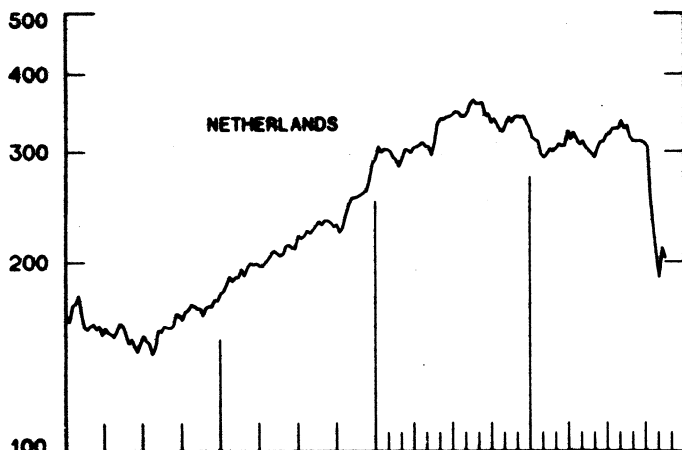
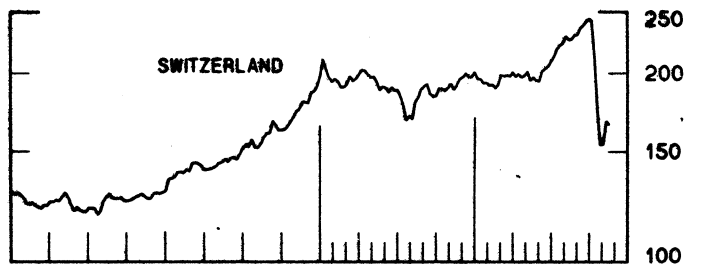
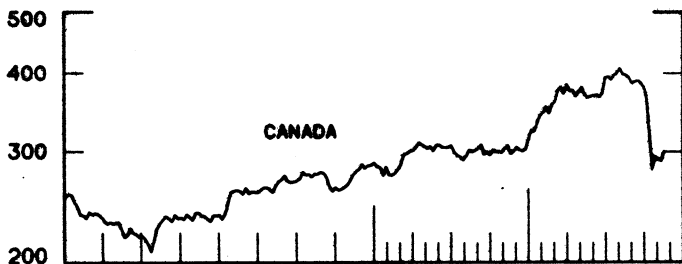
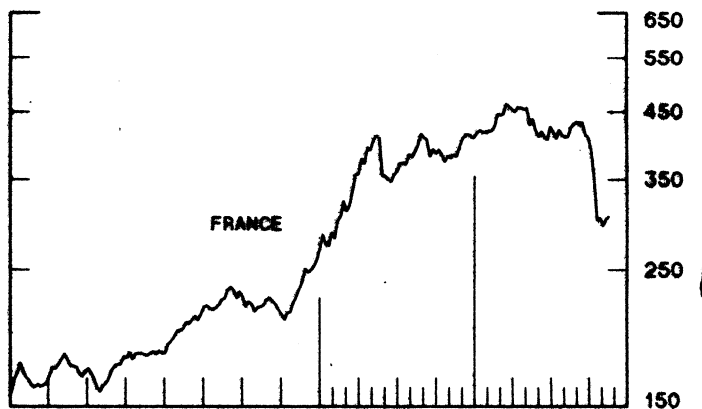
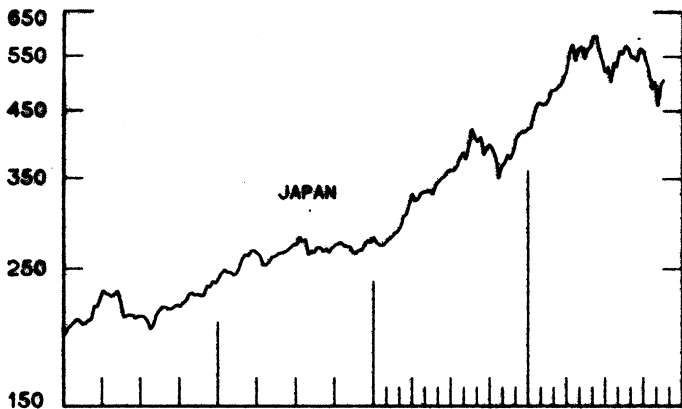
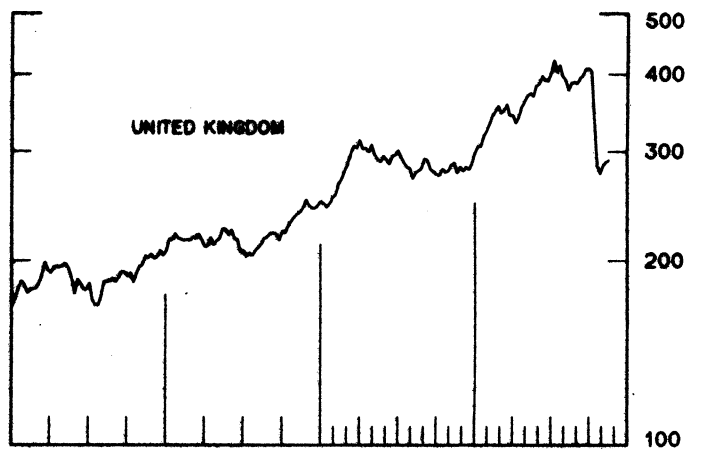
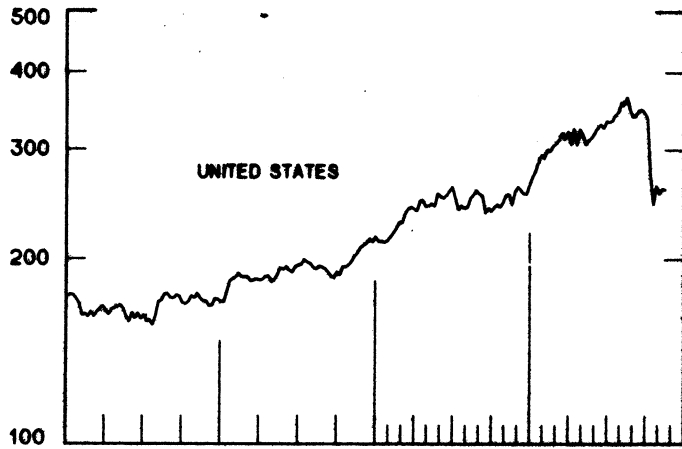


CHART 10
INDUSTRIAL STOCK INDICES
 WEEKLY SERIES

RATIO SCALE
 1969=100

RATIO SCALE
 1969=100



1985

1987

1985

1987

SERIES NAME

LAST VALUE PLOTTED
DATE VALUE

CHART 1. SPOT EXCHANGE RATES AND INDICES

WEEKLY AVERAGES, NOON BUYING RATES (U. S. CENTS)

GERMAN MARK	DEC. 9	60.00
JAPANESE YEN	DEC. 9	0.75339
DUTCH GUILDER	DEC. 9	53.33
U. K. POUND	DEC. 9	179.93
CANADIAN DOLLAR	DEC. 9	76.33
FRENCH FRANC	DEC. 9	17.69
SWISS FRANC	DEC. 9	73.36
BELGIAN FRANC	DEC. 9	2.87011
ITALIAN LIRA	DEC. 9	0.08141
SWEDISH KRONA	DEC. 9	16.56

INDICES, MARCH 1973 BASE RATES = 100

GERMAN MARK	DEC. 9	168.79
JAPANESE YEN	DEC. 9	197.26
DUTCH GUILDER	DEC. 9	153.10
U. K. POUND	DEC. 9	72.78
CANADIAN DOLLAR	DEC. 9	76.07
FRENCH FRANC	DEC. 9	79.71
SWISS FRANC	DEC. 9	236.02
BELGIAN FRANC	DEC. 9	113.10
ITALIAN LIRA	DEC. 9	46.24

WEIGHTED AVERAGE EXCHANGE VALUE INDICES, MAR 1973 = 100
(G-10 COUNTRIES PLUS SWITZERLAND)

U. S. DOLLAR	DEC. 9	90.50
GERMAN MARK	DEC. 9	170.28
JAPANESE YEN	DEC. 9	195.98
DUTCH GUILDER	DEC. 9	145.00
U. K. POUND	DEC. 9	64.57
CANADIAN DOLLAR	DEC. 9	68.43
FRENCH FRANC	DEC. 9	71.15
SWISS FRANC	DEC. 9	223.15
BELGIAN FRANC	DEC. 9	104.80
ITALIAN LIRA	DEC. 9	40.06
SWEDISH KRONA	DEC. 9	66.92

CHART 2. 3-MONTH FORWARD EXCHANGE RATES, PREMIUM OR DISCOUNT

CANADIAN DOLLAR	DEC. 9	-1.14
U. K. POUND	DEC. 9	-0.71
GERMAN MARK	DEC. 9	4.28
FRENCH FRANC	DEC. 9	-1.03
SWISS FRANC	DEC. 9	4.01
DUTCH GUILDER	DEC. 9	3.17
JAPANESE YEN	DEC. 9	3.51
ITALIAN LIRA	DEC. 9	-3.20

LAST VALUE PLOTTED
DATE VALUE

SERIES NAME

CHART 3. GOLD PRICE IN LONDON, AFTERNOON FIXING

U. S. DOLLARS PER FINE OUNCE DEC. 9 485.40

CHART 4. CALL MONEY RATES

U. S. FEDERAL FUNDS	DEC. 9	6.84
OVERNIGHT EURO-DOLLAR DEPOSITS	DEC. 9	6.74
U. K.	DEC. 9	8.41
CANADA	DEC. 9	8.00
GERMANY	DEC. 9	3.07
JAPAN	DEC. 9	3.71
FRANCE	DEC. 9	8.09
NETHERLANDS	DEC. 9	4.45
SWITZERLAND	DEC. 9	1.00

CHART 5. 3-MONTH INTEREST RATES

U. S. 90-DAY CD'S, SECONDARY MARKET	DEC. 9	7.64
GERMAN INTERBANK LOAN	DEC. 9	3.57
JAPANESE GENSAKI RATE	DEC. 9	3.90
CANADIAN FINANCE PAPER	DEC. 9	9.03
INTERBANK STERLING	DEC. 9	8.55
SWISS INTERBANK LOAN	DEC. 9	3.63
FRENCH INTERBANK RATE	DEC. 9	8.38
NETHERLANDS INTERBANK RATE	DEC. 9	4.63
WEIGHTED AVERAGE FOREIGN INTEREST RATE (G-10 COUNTRIES PLUS SWITZERLAND)	DEC. 9	5.97

CHART 6. EURO-DOLLAR DEPOSIT RATES: LONDON

OVERNIGHT	DEC. 9	6.74
7-DAY	DEC. 9	6.83
1-MONTH	DEC. 9	8.04
3-MONTH	DEC. 9	7.84
6-MONTH	DEC. 9	7.85
1-YEAR	DEC. 9	8.05

CHART 7. SELECTED EURO-DOLLAR AND U. S. MONEY MARKET RATES

OVERNIGHT EURO-DOLLAR DEPOSITS	DEC. 9	6.74
U. S. FEDERAL FUNDS	DEC. 9	6.84
DIFFERENTIAL	DEC. 9	-0.10
3-MONTH EURO-DOLLAR DEPOSIT RATE	DEC. 9	7.84
U. S. 90-DAY CD'S, SECONDARY MARKET	DEC. 9	7.64
DIFFERENTIAL	DEC. 9	0.20

SERIES NAME	LAST VALUE PLOTTED	
	DATE	VALUE
CHART 8. INTEREST ARBITRAGE, 3-MONTH FUNDS		
EURO-DOLLAR DEPOSIT	DEC. 9	7.84
INTERBANK STERLING (LONDON), COVERED	DEC. 9	7.82
DIFFERENTIAL	DEC. 9	0.01
U. S. COMMERCIAL PAPER	DEC. 9	7.52
CANADIAN FINANCE PAPER, COVERED	DEC. 9	7.87
DIFFERENTIAL	DEC. 9	-0.35
EURO-DOLLAR DEPOSIT	DEC. 9	7.84
INTERBANK DM (FRANKFURT), COVERED	DEC. 9	7.88
DIFFERENTIAL	DEC. 9	-0.05
EURO-DOLLAR DEPOSIT	DEC. 9	7.84
SWISS INTERBANK, COVERED	DEC. 9	7.67
DIFFERENTIAL	DEC. 9	0.17

CHART 9. LONG TERM GOVERNMENT BOND YIELDS

UNITED STATES	DEC. 4	8.98
GERMANY	DEC. 4	5.89
JAPAN	NOV. 27	4.44
SWITZERLAND	NOV. 27	3.99
CANADA	NOV. 13	10.21
FRANCE	DEC. 4	10.46
NETHERLANDS (MONTHLY)	OCT.	7.05
UNITED KINGDOM	DEC. 4	9.09
U. S. CORPORATE		
AAA BONDS	MAY	9.33

CHART 10. STOCK INDICES

UNITED STATES	NOV. 25	258.58
UNITED KINGDOM	NOV. 25	289.35
CANADA	NOV. 25	299.91
GERMANY	NOV. 25	193.45
SWITZERLAND	NOV. 25	165.44
NETHERLANDS	NOV. 25	202.62
FRANCE	NOV. 25	304.19
JAPAN	NOV. 25	503.27

FEDERAL RESERVE statistical release



H.10(512)

DECEMBER 11, 1987

FOREIGN EXCHANGE RATES

FOR THE WEEK ENDING DECEMBER 11, 1987

The Board of Governors of the Federal Reserve System is advised that the Federal Reserve Bank of New York has certified for customs purposes the following noon buying rates in New York City for cable transfers payable in foreign currencies:

COUNTRY	MONETARY UNIT	(CURRENCY UNITS PER DOLLAR)				
		DEC. 7	DEC. 8	DEC. 9	DEC. 10	DEC. 11
*AUSTRALIA	DOLLAR	69.72	69.83	70.24	70.68	71.37
AUSTRIA	SCHILLING	11.770	11.749	11.715	11.515	11.485
BELGIUM	FRANC	34.920	34.880	34.810	34.300	34.200
CANADA	DOLLAR	1.3112	1.3097	1.3075	1.3055	1.3056
CHINA, P. R.	YUAN	3.7314	3.7314	3.7314	3.7314	3.7314
DENMARK	KRONE	6.4550	6.4370	6.4175	6.3260	6.2975
FINLAND	MARKKA	4.1080	4.1050	4.0900	4.0350	4.0250
FRANCE	FRANC	5.6670	5.6565	5.6376	5.5560	5.5350
GERMANY	D. MARK	1.6715	1.6688	1.6642	1.6365	1.6315
GREECE	DRACHMA	131.800	131.600	131.100	129.400	129.200
HONG KONG	DOLLAR	7.7870	7.7830	7.7760	7.7750	7.7700
INDIA	RUPEE	13.0000	13.0500	12.9900	12.9400	12.9400
*IRELAND	POUND	159.20	159.50	160.15	161.80	162.85
ITALY	LIRA	1231.50	1230.00	1226.00	1209.00	1204.00
JAPAN	YEN	132.80	132.72	132.40	129.40	128.50
MALAYSIA	RINGGIT	2.5035	2.5030	2.5005	2.4950	2.4800
NETHERLANDS	GUILDER	1.8810	1.8775	1.8720	1.8410	1.8355
*NEW ZEALAND	DOLLAR	63.700	63.780	64.020	63.950	64.020
NORWAY	KRONE	6.4840	6.4740	6.4440	6.3875	6.3700
PORTUGAL	ESCUDO	136.150	135.750	135.350	134.200	133.600
SINGAPORE	DOLLAR	2.0352	2.0363	2.0325	2.0225	2.0125
*SOUTH AFRICA	RAND	50.60	50.83	50.95	51.10	51.25
SOUTH KOREA	WON	799.30	799.40	799.10	798.80	798.70
SPAIN	PESETA	112.900	112.650	112.400	110.920	110.300
SRI LANKA	RUPEE	30.568	30.590	30.590	30.607	30.625
SWEDEN	KRONA	6.0500	6.0400	6.0220	5.9570	5.9400
SWITZERLAND	FRANC	1.3665	1.3645	1.3610	1.3345	1.3310
TAIWAN	DOLLAR	29.370	29.320	29.280	29.250	29.160
THAILAND	BAHT	25.390	25.390	25.390	NA	25.250
*UNITED KINGDOM	POUND	179.40	179.62	180.20	183.00	183.80
MEMO:						
*UNITED STATES	DOLLAR	90.71	90.58	90.33	88.97	88.65

INDEX OF WEIGHTED AVERAGE EXCHANGE VALUE OF U.S. DOLLAR AGAINST CURRENCIES OF OTHER G-10 COUNTRIES. MARCH 1973 = 100. WEIGHTS ARE 1972-76 GLOBAL TRADE OF EACH OF THE 10 COUNTRIES. SERIES REVISED AS OF AUGUST 1978. FOR DESCRIPTION AND BACK DATA, SEE "INDEX OF THE WEIGHTED-AVERAGE EXCHANGE VALUE OF THE U.S. DOLLAR: REVISION" ON PAGE 700 OF THE AUGUST 1978 FEDERAL RESERVE BULLETIN.

*VALUE IS U.S. CENTS