

5-440

(516/517)

LIBRARY
NOV 12 1987.
FEDERAL RESERVE
BANK OF CHICAGO

DATA FILE
LIBRARY
FEDERAL RESERVE BANK
OF CHICAGO

Selected Interest & Exchange Rates

Weekly Series of Charts

November 9, 1987

Prepared by the
FINANCIAL MARKETS
SECTION

DIVISION OF
INTERNATIONAL FINANCE

BOARD OF GOVERNORS
FEDERAL RESERVE SYSTEM
Washington, D.C. 20551

Table of Contents

TABLES

1. LATEST FIGURES PLOTTED
2. DAILY CERTIFIED SPOT EXCHANGE RATES--
H.10 RELEASE

CHARTS

1. SPOT EXCHANGE RATE INDICES
2. 3-MONTH FORWARD EXCHANGE RATES
3. GOLD PRICE--LONDON
4. CALL MONEY RATES
5. 3-MONTH INTEREST RATES
6. EURO-DOLLAR DEPOSIT RATES
7. SELECTED EURO-DOLLAR AND U.S. MONEY MARKET RATES
8. INTEREST ARBITRAGE: 3-MONTH FUNDS
9. LONG-TERM GOVERNMENT BOND YIELDS
10. INDUSTRIAL STOCK INDICES

SUBSCRIPTION RATES:

Weekly \$15.00 per year or \$.40 each in the United States, its possessions, Canada, and Mexico; 10 or more of the same issue to one address, \$13.50 per year or \$.35 each. Elsewhere, \$20.00 per year or \$.50 each. Address requests to Publications Services, Division of Administrative Services, and make payment remittance payable to the order of the Board of Governors of the Federal Reserve System in a form collectible at par in U.S. Currency.

CHART 1

SPOT EXCHANGE INDICES

DOLLAR PRICES OF FOREIGN CURRENCIES AND WEIGHTED AVERAGE VALUES (THIN LINE)
AVERAGES FOR WEEK ENDING WEDNESDAY

RATIO SCALE
MARCH 1973=100

RATIO SCALE
MARCH 1973=100

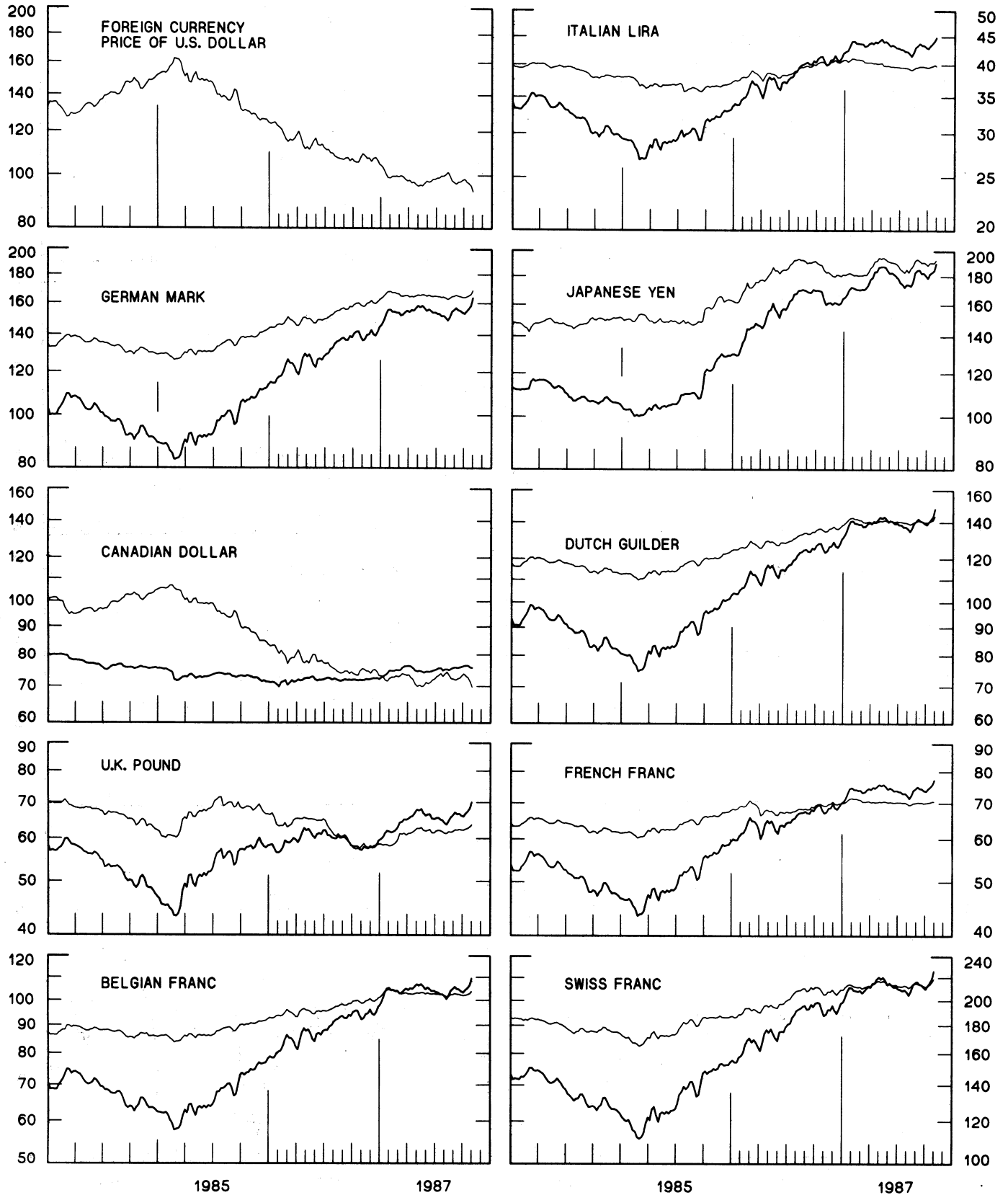


CHART 2
3-MONTH FORWARD EXCHANGE RATES

PREMIUM (+) OR (-)
 AVERAGES FOR WEEK ENDING WEDNESDAY

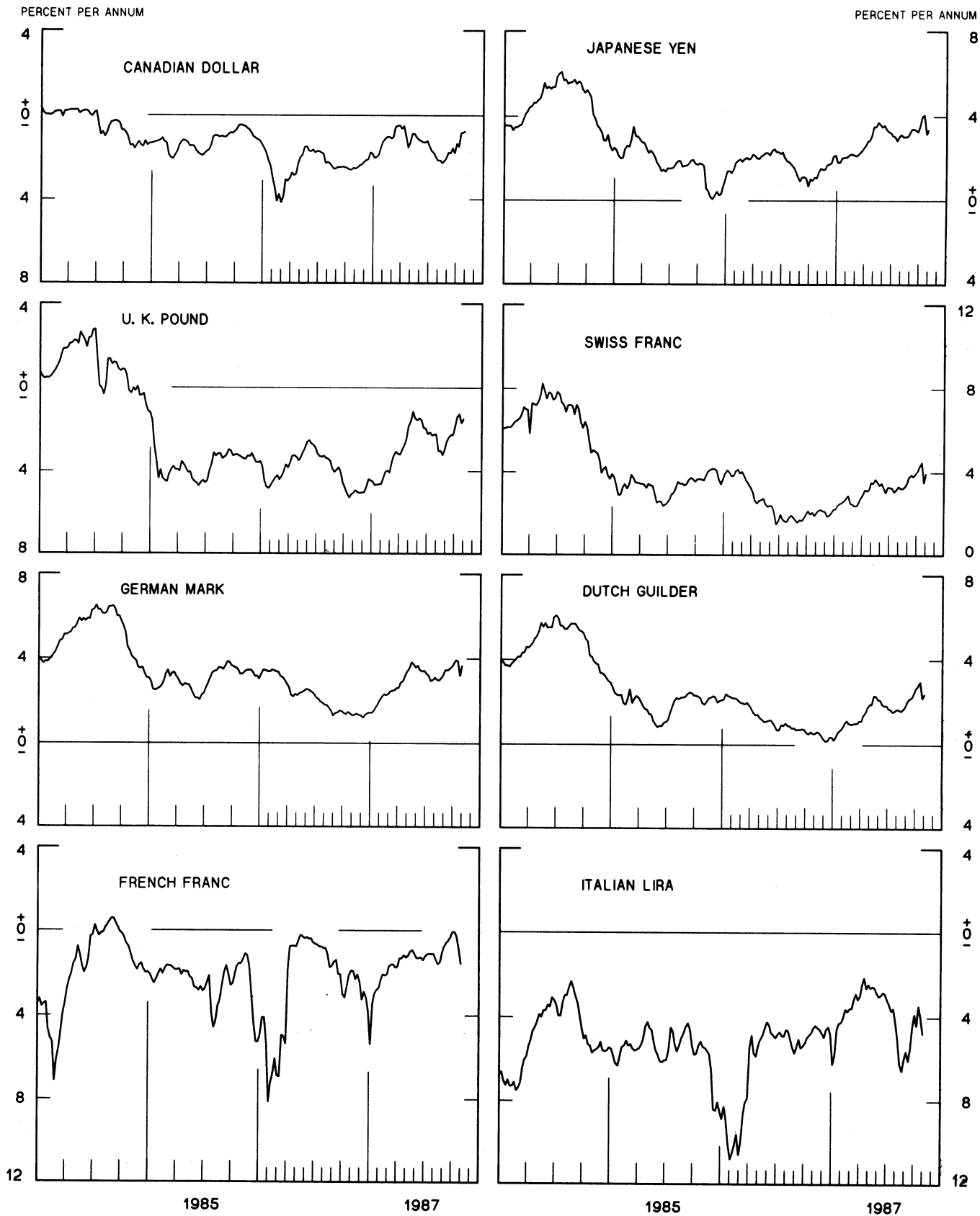


CHART 3
PRICE OF GOLD IN LONDON
AVERAGES FOR WEEK ENDING WEDNESDAY



CHART 4
CALL MONEY RATES
WEEKLY SERIES

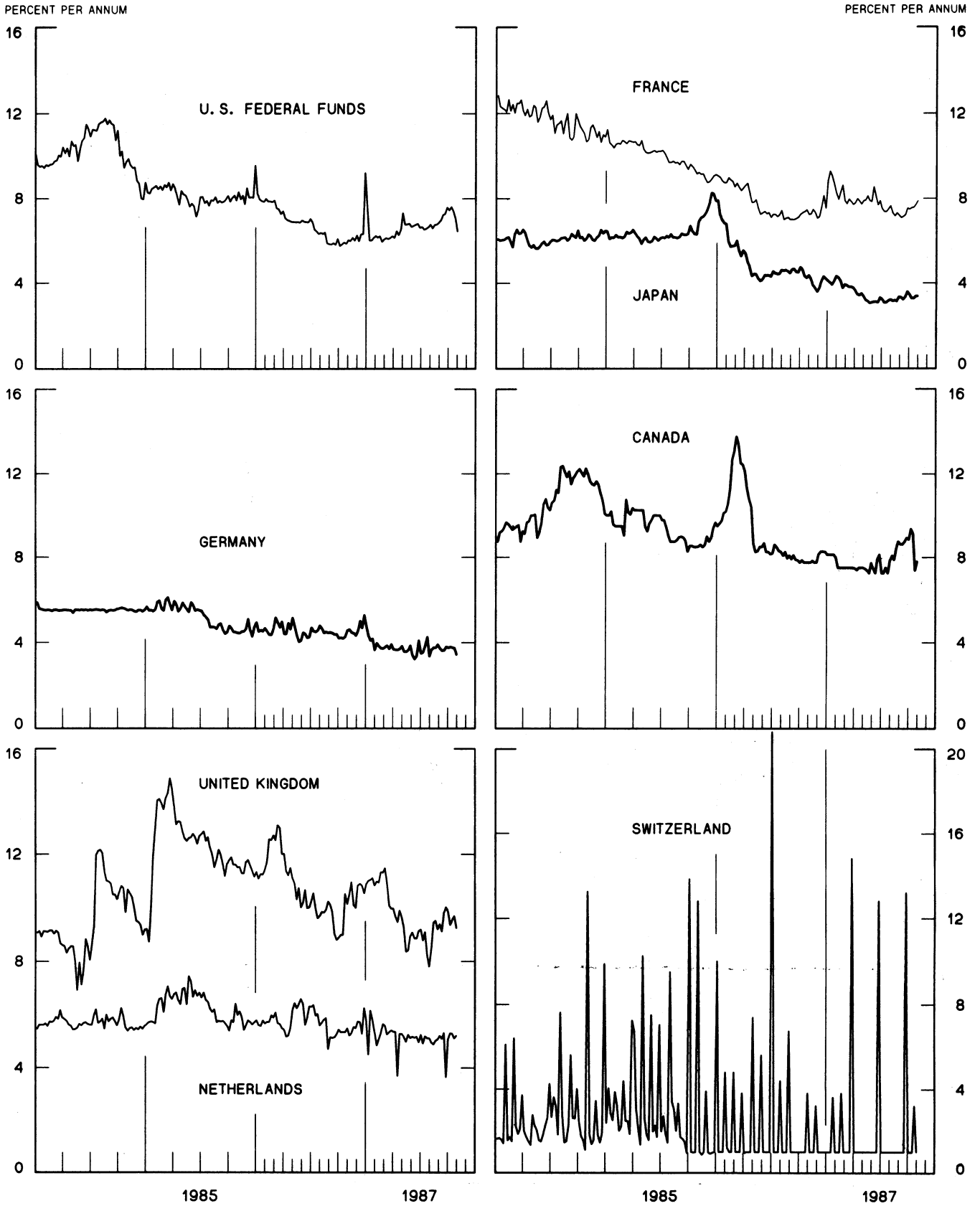
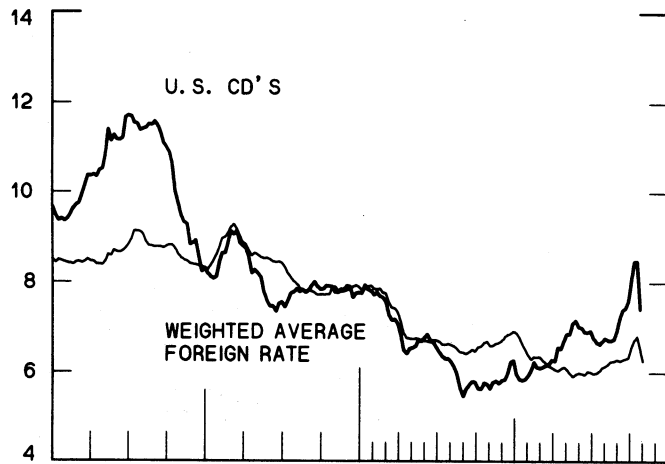
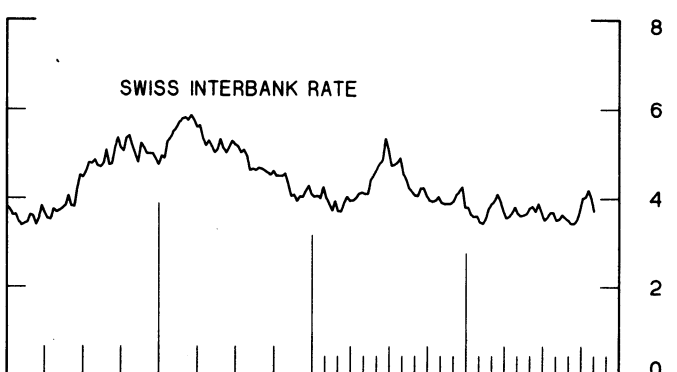
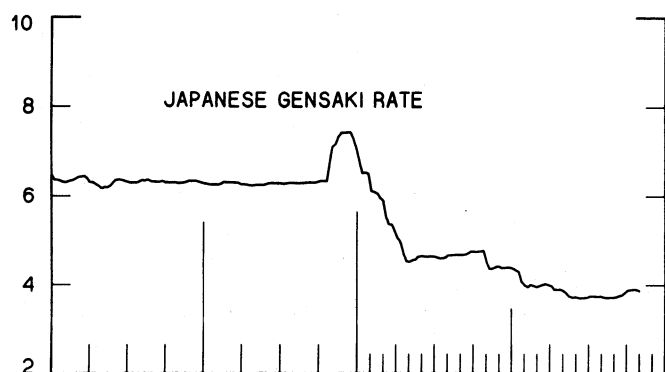
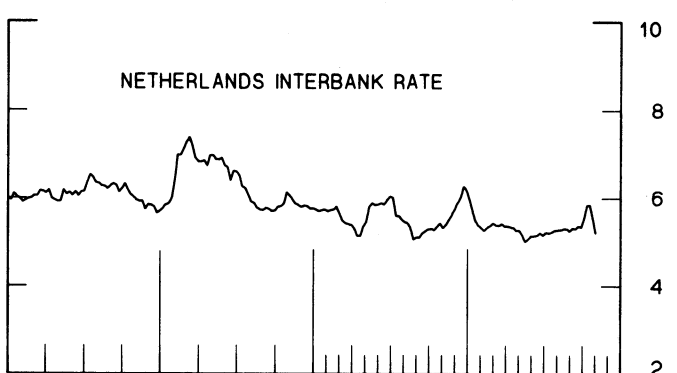
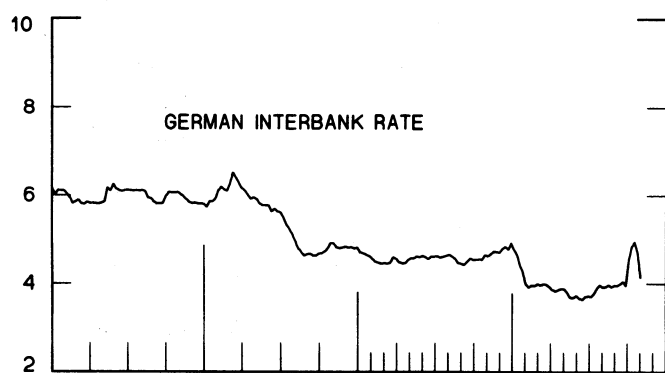
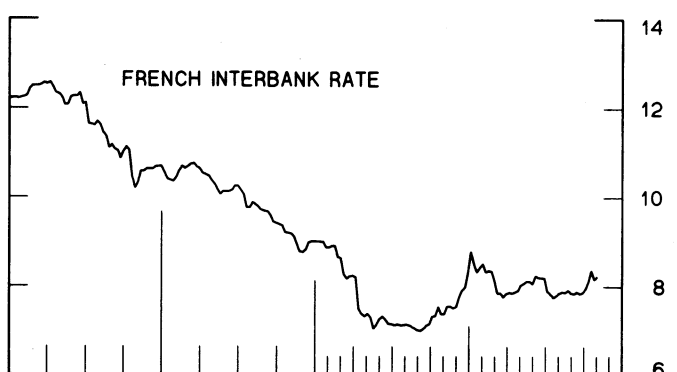
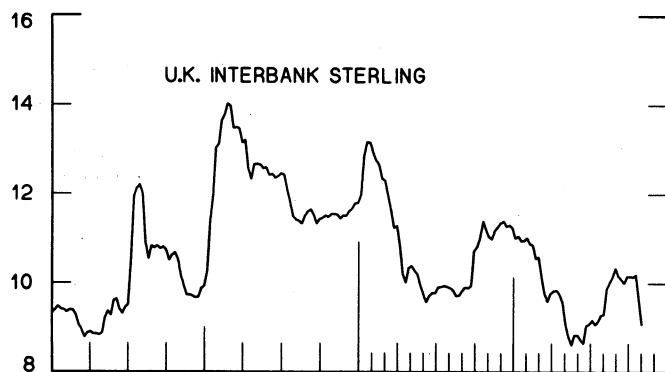
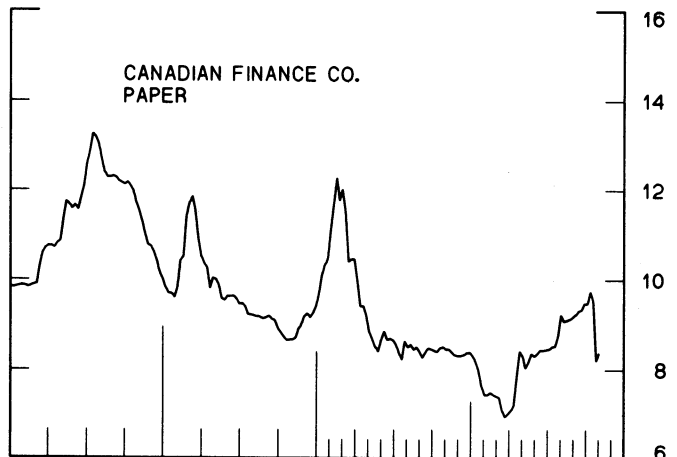


CHART 5
3-MONTH INTEREST RATES
 WEEKLY SERIES

PERCENT PER ANNUM



PERCENT PER ANNUM



1985

1987

1985

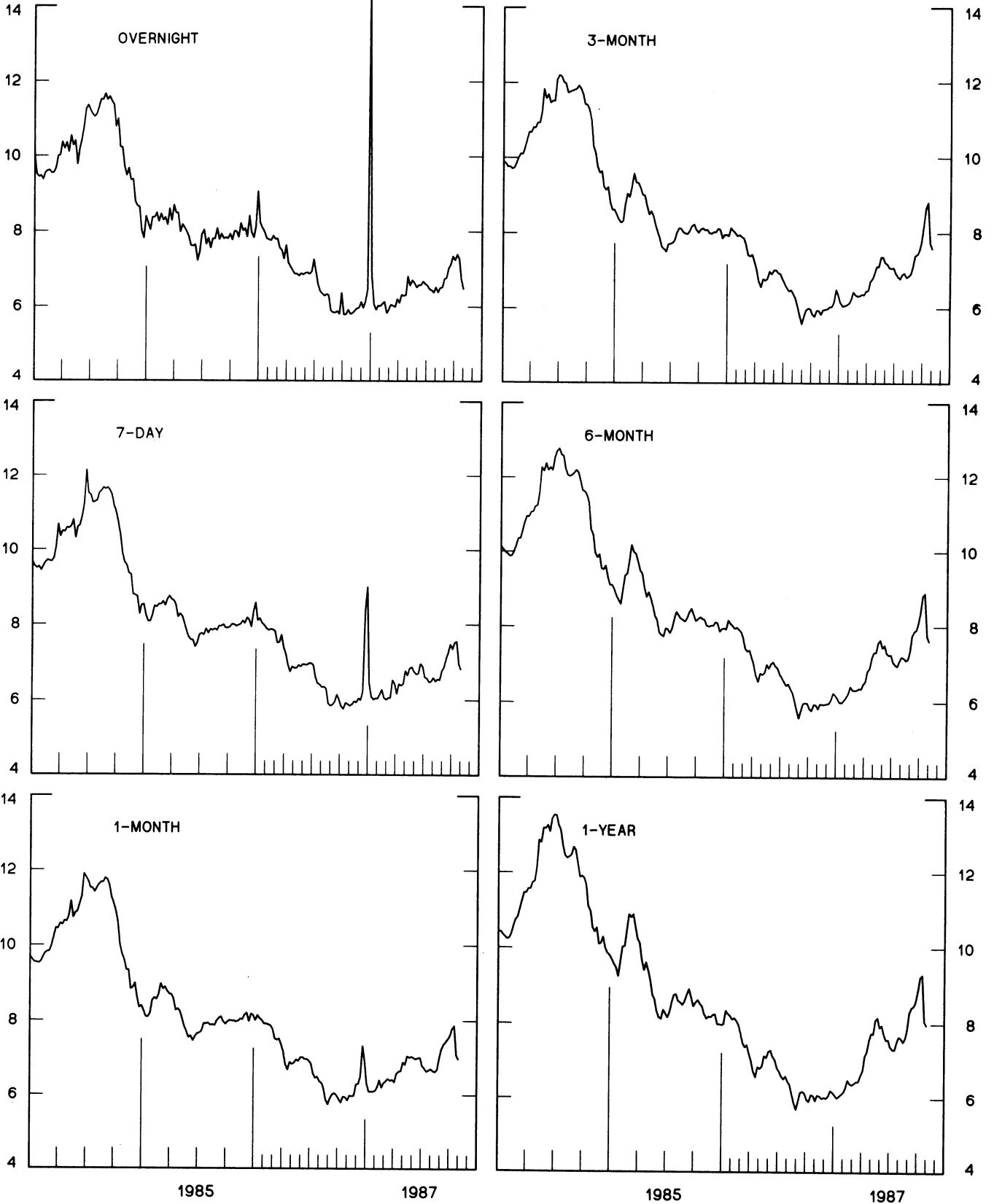
1987

EURO-DOLLAR DEPOSIT RATES LONDON

AVERAGES FOR WEEK ENDING WEDNESDAY

PERCENT PER ANNUM

PERCENT PER ANNUM

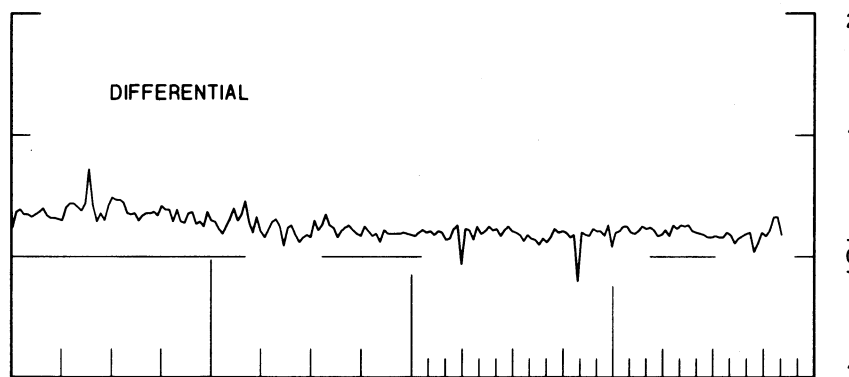
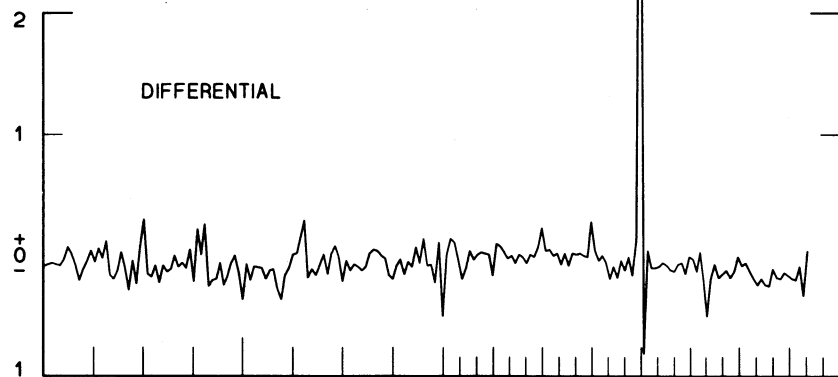
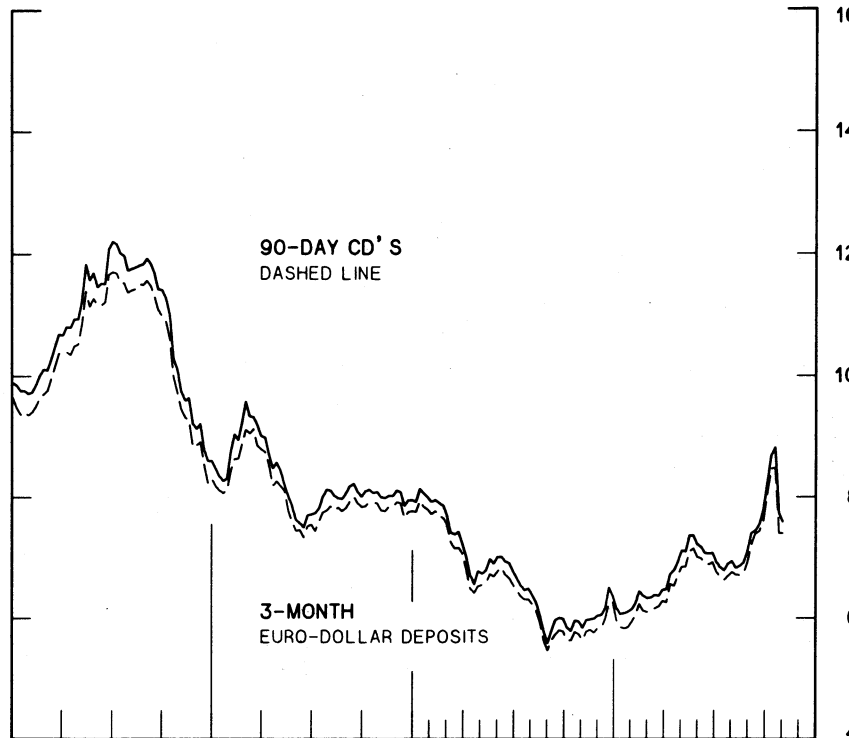
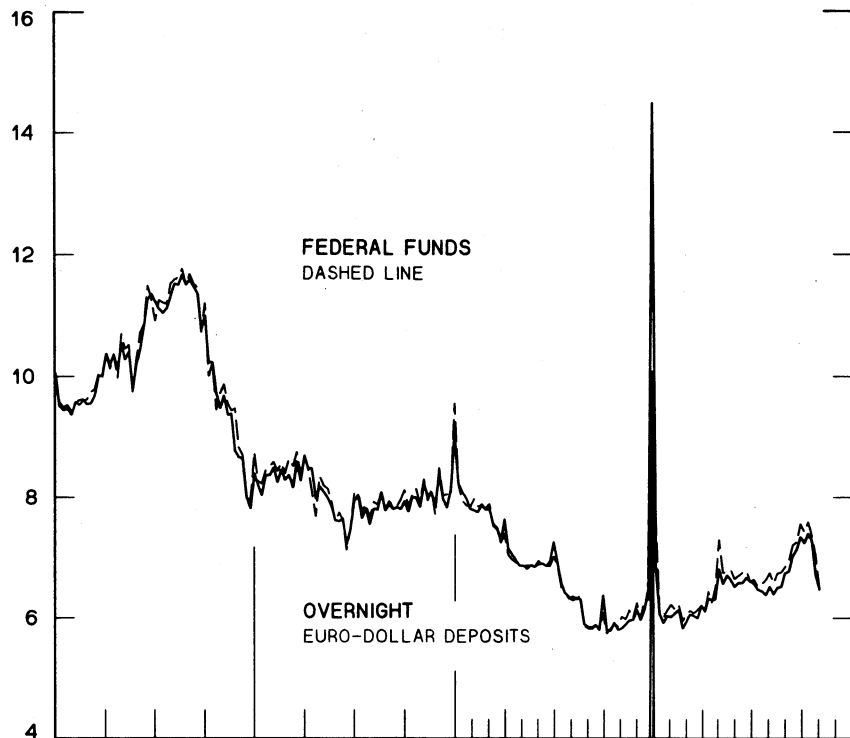


SELECTED EURO-DOLLAR AND U. S. MONEY MARKET RATES

DIFFERENTIAL: PLUS(+), FAVORS BORROWING IN U. S.
AVERAGES FOR WEEK ENDING WEDNESDAY

PERCENT PER ANNUM

PERCENT PER ANNUM



1985

1987

1985

1987

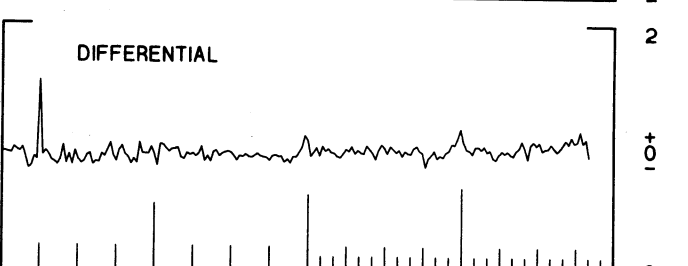
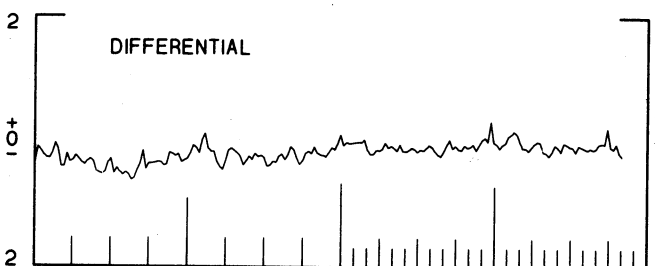
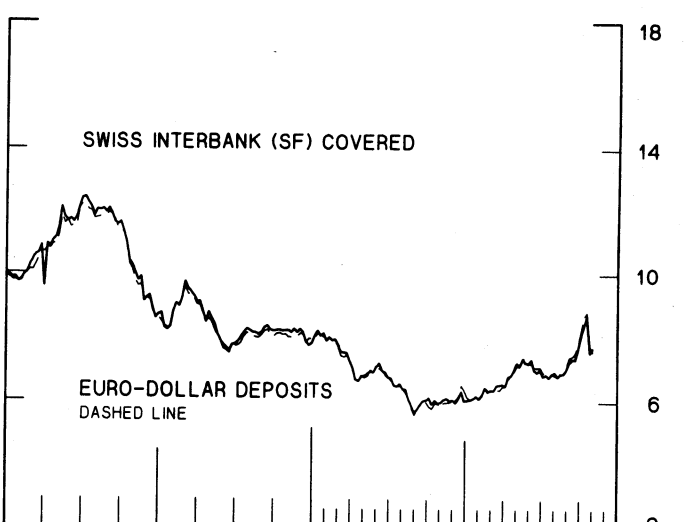
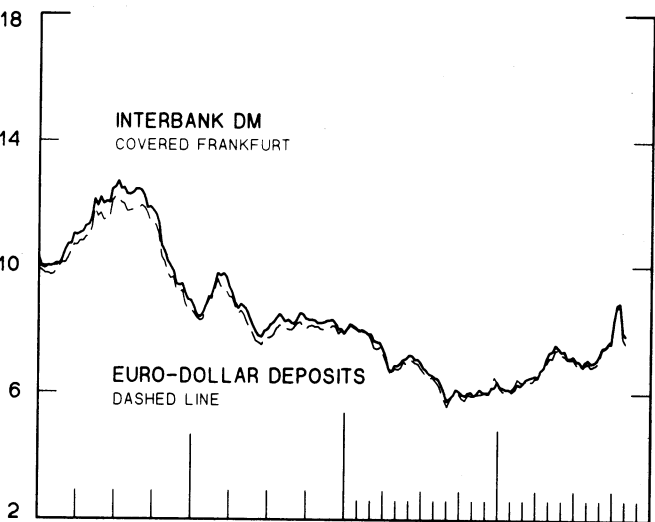
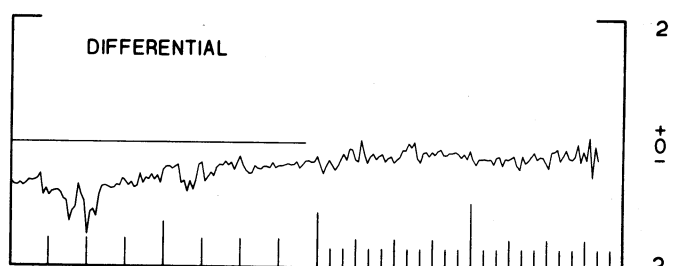
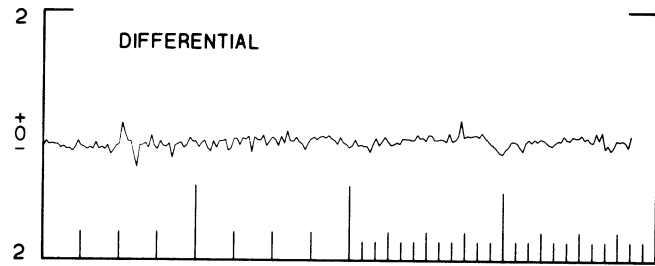
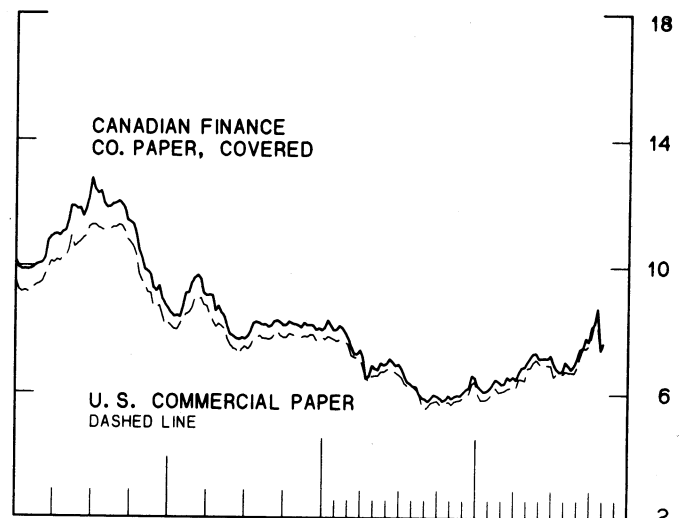
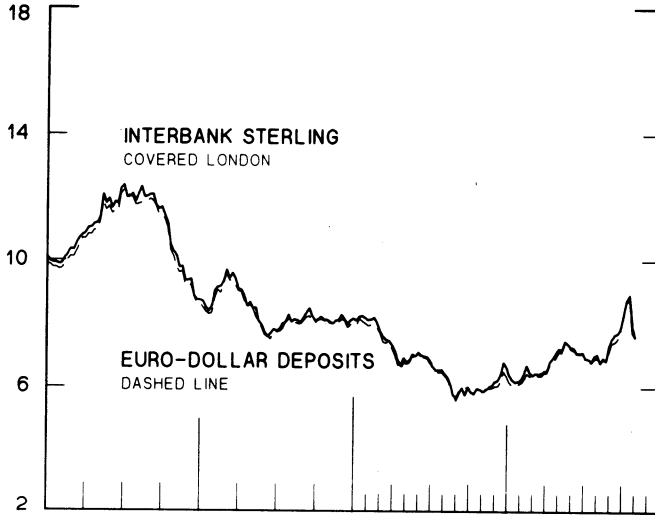
1 PERCENT ON DIFFERENTIAL SCALE = 2 PERCENT ON RATE SCALE

INTEREST ARBITRAGE: 3-MONTH FUNDS

DIFFERENTIAL: PLUS(+), INDICATES FAVOR DOLLAR ASSETS
AVERAGES FOR WEEK ENDING WEDNESDAY

PERCENT PER ANNUM

PERCENT PER ANNUM



1985

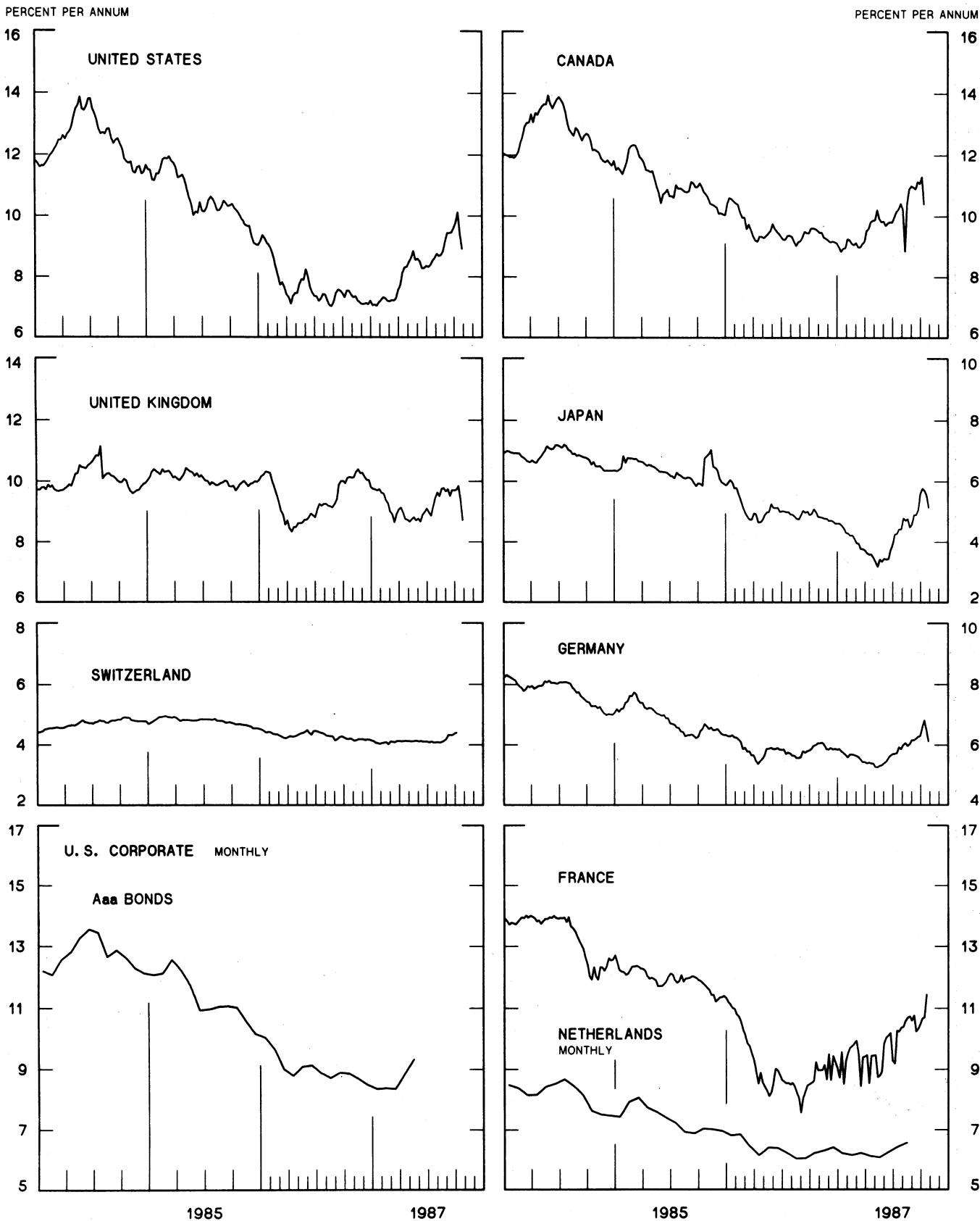
1987

1985

1987

1 PERCENT ON DIFFERENTIAL SCALE = 2 PERCENT ON RATE SCALE

CHART 9
LONG-TERM GOVERNMENT BOND YIELDS
 WEEKLY SERIES

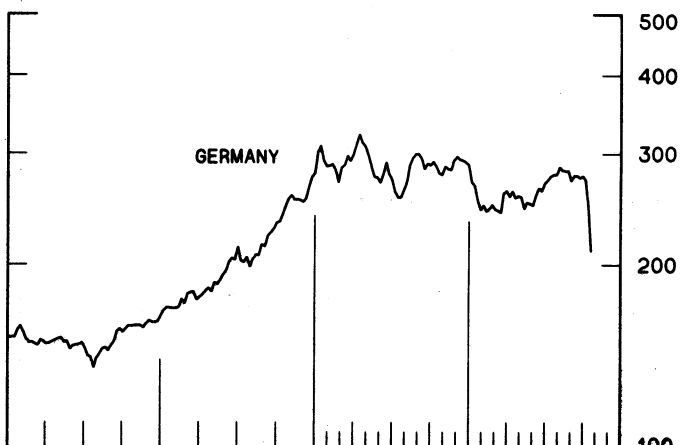
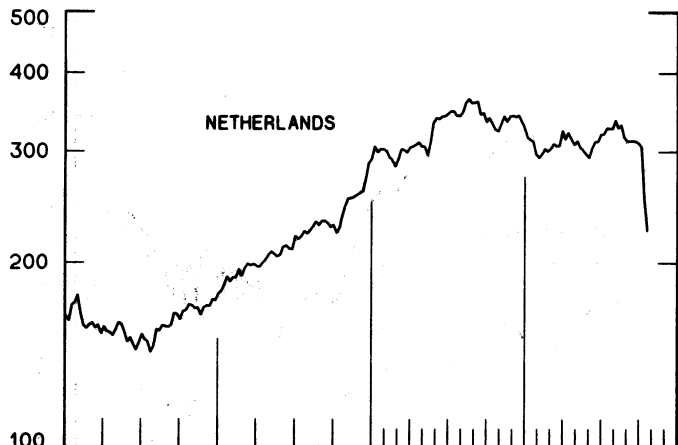
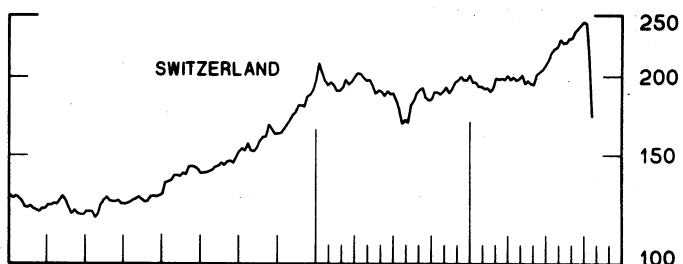
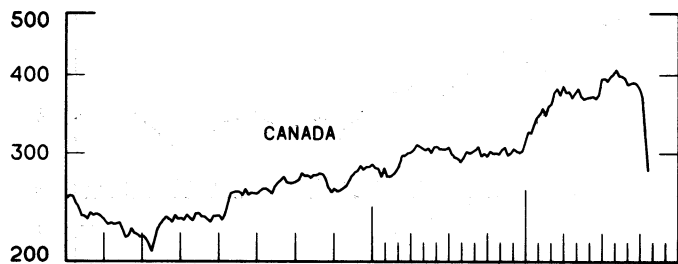
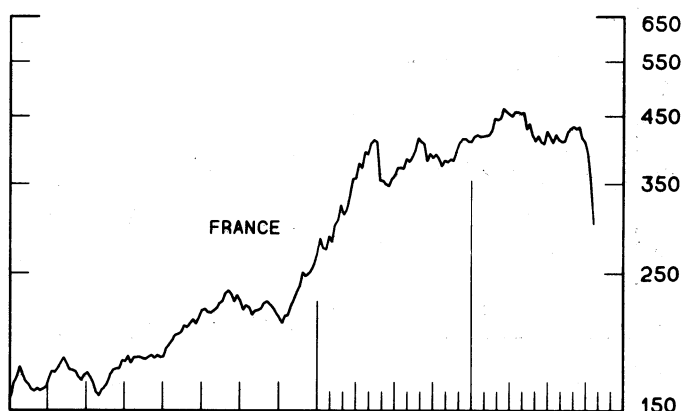
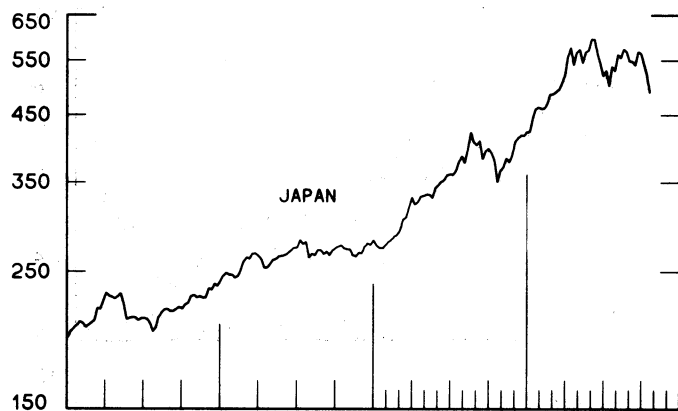
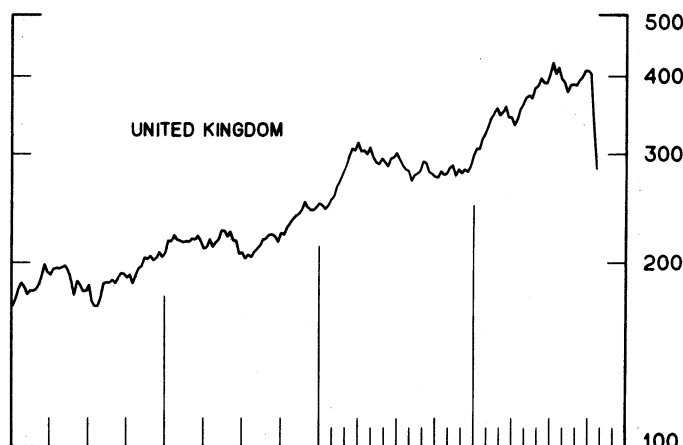
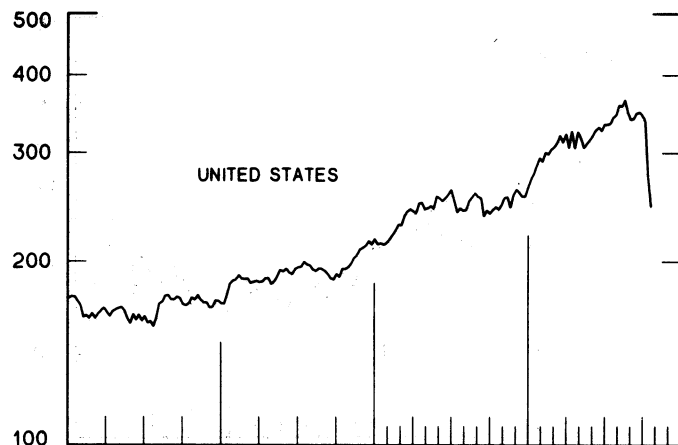


INDUSTRIAL STOCK INDICES

WEEKLY SERIES

RATIO SCALE
1969=100

RATIO SCALE
1969=100



1985

1987

1985

1987

SERIES NAME

LAST VALUE PLOTTED
DATE VALUE

CHART 1. SPOT EXCHANGE RATES AND INDICES

WEEKLY AVERAGES, NOON BUYING RATES (U.S. CENTS)

GERMAN MARK	NOV. 4	58.18
JAPANESE YEN	NOV. 4	0.72643
DUTCH GUILDER	NOV. 4	51.69
U.K. POUND	NOV. 4	173.35
CANADIAN DOLLAR	NOV. 4	75.82
FRENCH FRANC	NOV. 4	17.15
SWISS FRANC	NOV. 4	70.37
BELGIAN FRANC	NOV. 4	2.77816
ITALIAN LIRA	NOV. 4	0.07895
SWEDISH KRONA	NOV. 4	16.20

INDICES, MARCH 1973 BASE RATES = 100

GERMAN MARK	NOV. 4	163.65
JAPANESE YEN	NOV. 4	190.20
DUTCH GUILDER	NOV. 4	148.40
U.K. POUND	NOV. 4	70.12
CANADIAN DOLLAR	NOV. 4	75.57
FRENCH FRANC	NOV. 4	77.26
SWISS FRANC	NOV. 4	226.39
BELGIAN FRANC	NOV. 4	109.47
ITALIAN LIRA	NOV. 4	44.85

WEIGHTED AVERAGE EXCHANGE VALUE INDICES, MAR 1973 = 100
(G-10 COUNTRIES PLUS SWITZERLAND)

U.S. DOLLAR	NOV. 4	93.29
GERMAN MARK	NOV. 4	168.86
JAPANESE YEN	NOV. 4	193.24
DUTCH GUILDER	NOV. 4	143.87
U.K. POUND	NOV. 4	63.63
CANADIAN DOLLAR	NOV. 4	69.72
FRENCH FRANC	NOV. 4	70.58
SWISS FRANC	NOV. 4	219.12
BELGIAN FRANC	NOV. 4	103.84
ITALIAN LIRA	NOV. 4	39.77
SWEDISH KRONA	NOV. 4	67.02

CHART 2. 3-MONTH FORWARD EXCHANGE RATES, PREMIUM OR DISCOUNT

CANADIAN DOLLAR	NOV. 4	-0.76
U.K. POUND	NOV. 4	-1.46
GERMAN MARK	NOV. 4	3.64
FRENCH FRANC	NOV. 4	-1.55
SWISS FRANC	NOV. 4	3.95
DUTCH GUILDER	NOV. 4	2.39
JAPANESE YEN	NOV. 4	3.38
ITALIAN LIRA	NOV. 4	-4.79

SERIES NAME	LAST VALUE PLOTTED	
	DATE	VALUE
CHART 3. GOLD PRICE IN LONDON, AFTERNOON FIXING		
U.S. DOLLARS PER FINE OUNCE	NOV. 4	468.04
CHART 4. CALL MONEY RATES		
U.S. FEDERAL FUNDS	NOV. 4	6.43
OVERNIGHT EURO-DOLLAR DEPOSITS	NOV. 4	6.47
U.K.	NOV. 4	9.22
CANADA	NOV. 4	7.80
GERMANY	NOV. 4	3.41
JAPAN	NOV. 4	3.39
FRANCE	NOV. 4	7.89
NETHERLANDS	NOV. 4	5.21
SWITZERLAND	NOV. 4	1.00
CHART 5. 3-MONTH INTEREST RATES		
U.S. 90-DAY CD'S, SECONDARY MARKET	NOV. 4	7.40
GERMAN INTERBANK LOAN	NOV. 4	4.13
JAPANESE GENSAKI RATE	NOV. 4	3.86
CANADIAN FINANCE PAPER	NOV. 4	8.37
INTERBANK STEELING	NOV. 4	9.06
SWISS INTERBANK LOAN	NOV. 4	3.70
FRENCH INTERBANK RATE	NOV. 4	8.22
NETHERLANDS INTERBANK RATE	NOV. 4	5.19
WEIGHTED AVERAGE FOREIGN INTEREST RATE (G-10 COUNTRIES PLUS SWITZERLAND)	NOV. 4	6.26
CHART 6. EURO-DOLLAR DEPOSIT RATES: LONDON		
OVERNIGHT	NOV. 4	6.47
7-DAY	NOV. 4	6.81
1-MONTH	NOV. 4	6.97
3-MONTH	NOV. 4	7.58
6-MONTH	NOV. 4	7.61
1-YEAR	NOV. 4	7.97
CHART 7. SELECTED EURO-DOLLAR AND U.S. MONEY MARKET RATES		
OVERNIGHT EURO-DOLLAR DEPOSITS	NOV. 4	6.47
U.S. FEDERAL FUNDS	NOV. 4	6.43
DIFFERENTIAL	NOV. 4	0.04
3-MONTH EURO-DOLLAR DEPOSIT RATE	NOV. 4	7.58
U.S. 90-DAY CD'S, SECONDARY MARKET	NOV. 4	7.40
DIFFERENTIAL	NOV. 4	0.18

SERIES NAME	LAST VALUE PLOTTED	
	DATE	VALUE
CHART 8. INTEREST ARBITRAGE, 3-MONTH FUNDS		
EURO-DOLLAR DEPOSIT	NOV. 4	7.58
INTERBANK STERLING (LONDON), COVERED	NOV. 4	7.57
DIFFERENTIAL	NOV. 4	0.01
U.S. COMMERCIAL PAPER	NOV. 4	7.33
CANADIAN FINANCE PAPER, COVERED	NOV. 4	7.59
DIFFERENTIAL	NOV. 4	-0.26
EURO-DOLLAR DEPOSIT	NOV. 4	7.58
INTERBANK DM (FRANKFURT), COVERED	NOV. 4	7.81
DIFFERENTIAL	NOV. 4	-0.23
EURO-DOLLAR DEPOSIT	NOV. 4	7.58
SWISS INTERBANK, COVERED	NOV. 4	7.68
DIFFERENTIAL	NOV. 4	-0.10
CHART 9. LONG TERM GOVERNMENT BOND YIELDS		
UNITED STATES	OCT. 30	8.90
GERMANY	OCT. 30	6.11
JAPAN	OCT. 23	5.11
SWITZERLAND	OCT. 9	4.40
CANADA	OCT. 16	10.39
FRANCE	OCT. 23	11.44
NETHERLANDS (MONTHLY)	SEPT.	6.81
UNITED KINGDOM	OCT. 30	8.70
U.S. CORPORATE		
AAA BONDS	MAY	9.33
CHART 10. STOCK INDICES		
UNITED STATES	NOV. 4	262.34
UNITED KINGDOM	NOV. 4	276.05
CANADA	NOV. 4	293.99
GERMANY	NOV. 4	200.74
SWITZERLAND	NOV. 4	153.75
NETHERLANDS	NOV. 4	204.06
FRANCE	NOV. 4	302.78
JAPAN	NOV. 4	500.02

FEDERAL RESERVE statistical release



H.10(512)

NOVEMBER 6, 1987

FOREIGN EXCHANGE RATES

FOR THE WEEK ENDING NOVEMBER 6, 1987

The Board of Governors of the Federal Reserve System is advised that the Federal Reserve Bank of New York has certified for customs purposes the following noon buying rates in New York City for cable transfers payable in foreign currencies:

COUNTRY	MONETARY UNIT	(CURRENCY UNITS PER DOLLAR)				
		NOV. 2	NOV. 3	NOV. 4	NOV. 5	NOV. 6
*AUSTRALIA	DOLLAR	67.62	67.02	67.32	67.55	68.38
AUSTRIA	SCHILLING	12.065	12.085	12.065	11.750	11.815
BELGIUM	FRANC	35.870	35.860	35.800	34.940	35.150
CANADA	DOLLAR	1.3145	1.3220	1.3236	1.3315	1.3205
CHINA, P. R.	YUAN	3.7314	3.7314	3.7314	3.7314	3.7314
DENMARK	KRONE	6.6200	6.6350	6.6050	6.4500	6.4950
FINLAND	MARKKA	4.2200	4.2350	4.2070	4.1300	4.1400
FRANCE	FRANC	5.8075	5.8350	5.8200	5.6800	5.6900
GERMANY	D. MARK	1.7125	1.7150	1.7105	1.6690	1.6745
GREECE	DRACHMA	134.500	134.200	134.150	131.600	131.700
HONG KONG	DOLLAR	7.8105	7.8128	7.8107	7.8065	7.8080
INDIA	RUPEE	13.0000	13.0100	12.9900	12.9300	12.9000
*IRELAND	POUND	155.20	154.50	155.35	158.90	158.70
ITALY	LIRA	1262.50	1264.00	1264.00	1235.00	1239.00
JAPAN	YEN	137.00	137.38	137.28	134.70	135.40
MALAYSIA	RINGGIT	2.5090	2.5080	2.5055	2.4900	2.4935
NETHERLANDS	GUILDER	1.9272	1.9295	1.9250	1.8775	1.8835
*NEW ZEALAND	DOLLAR	60.050	60.050	61.000	61.400	62.500
NORWAY	KRONE	6.5100	6.5000	6.4575	6.3200	6.3550
PORTUGAL	ESCUDO	138.900	138.900	139.400	136.150	135.900
SINGAPORE	DOLLAR	2.0660	2.0620	2.0585	2.0510	2.0475
*SOUTH AFRICA	RAND	50.25	50.40	50.25	53.35	50.75
SOUTH KOREA	WON	805.10	804.30	804.20	804.10	803.20
SPAIN	PESETA	114.500	114.420	114.140	112.750	112.850
SRI LANKA	RUPEE	30.518	30.518	30.518	30.518	30.503
SWEDEN	KRONA	6.1600	6.1600	6.1500	6.0000	6.0600
SWITZERLAND	FRANC	1.4163	1.4142	1.4110	1.3680	1.3790
TAIWAN	DOLLAR	30.010	30.010	30.010	30.000	29.940
THAILAND	BAHT	25.590	25.580	25.580	25.540	25.470
*UNITED KINGDOM	POUND	173.90	174.00	174.82	178.30	178.25
MEMO:						
*UNITED STATES	DOLLAR	92.95	93.12	92.95	91.06	91.29

*INDEX OF WEIGHTED AVERAGE EXCHANGE VALUE OF U.S. DOLLAR AGAINST CURRENCIES OF OTHER G-10 COUNTRIES. MARCH 1973 = 100. WEIGHTS ARE 1972-76 GLOBAL TRADE OF EACH OF THE 10 COUNTRIES. SERIES REVISED AS OF AUGUST 1978. FOR DESCRIPTION AND BACK DATA, SEE "INDEX OF THE WEIGHTED-AVERAGE EXCHANGE VALUE OF THE U.S. DOLLAR: REVISION" ON PAGE 700 OF THE AUGUST 1978 FEDERAL RESERVE BULLETIN.

*VALUE IS U.S. CENTS