

5-440

(516/517)

---

**LIBRARY**

**OCT 26 1987**

**FEDERAL RESERVE  
BANK OF CHICAGO**

**DATA FILE  
LIBRARY  
FEDERAL RESERVE BANK  
OF CHICAGO**

# **Selected Interest & Exchange Rates**

## **Weekly Series of Charts**

**October 19, 1987**

**Prepared by the  
FINANCIAL MARKETS  
SECTION**

**DIVISION OF  
INTERNATIONAL FINANCE**

**BOARD OF GOVERNORS  
FEDERAL RESERVE SYSTEM  
Washington, D.C. 20551**

---

# Table of Contents

## **TABLES**

1. LATEST FIGURES PLOTTED
2. DAILY CERTIFIED SPOT EXCHANGE RATES--H.10 RELEASE

## **CHARTS**

1. SPOT EXCHANGE RATE INDICES
2. 3-MONTH FORWARD EXCHANGE RATES
3. GOLD PRICE--LONDON
4. CALL MONEY RATES
5. 3-MONTH INTEREST RATES
6. EURO-DOLLAR DEPOSIT RATES
7. SELECTED EURO-DOLLAR AND U.S. MONEY MARKET RATES
8. INTEREST ARBITRAGE: 3-MONTH FUNDS
9. LONG-TERM GOVERNMENT BOND YIELDS
10. INDUSTRIAL STOCK INDICES

## **SUBSCRIPTION RATES:**

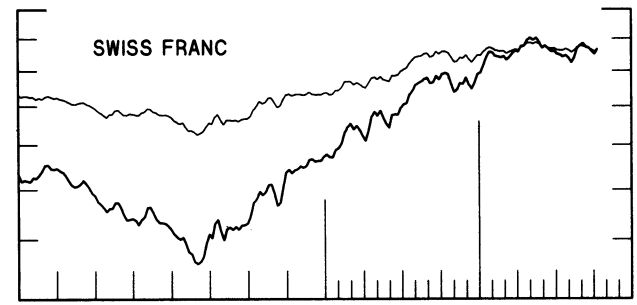
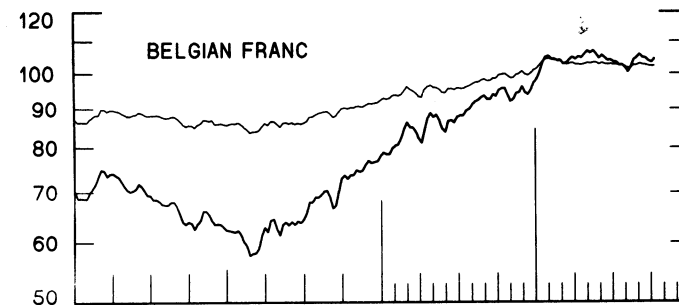
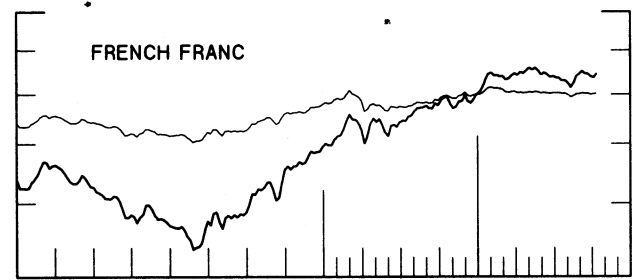
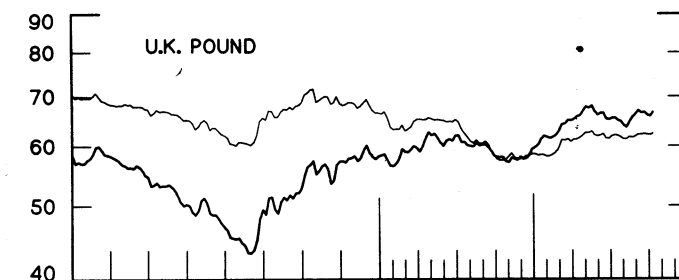
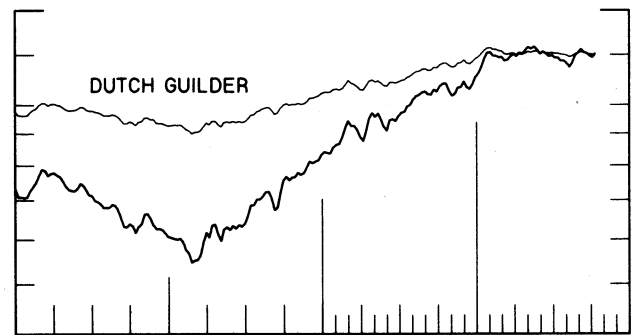
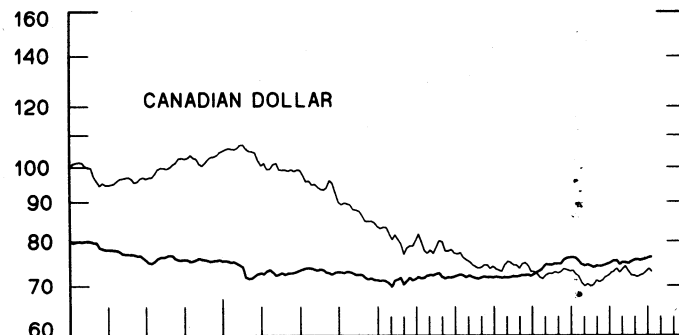
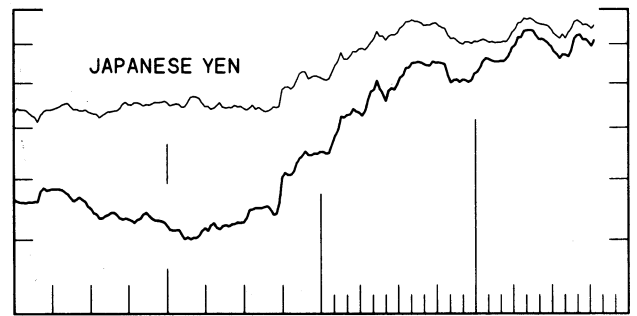
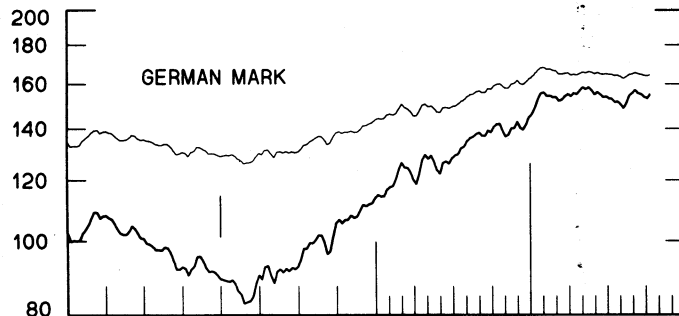
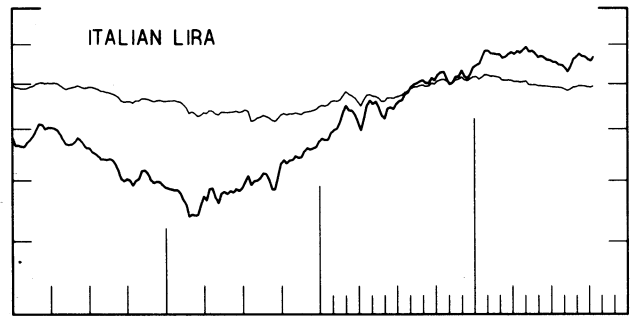
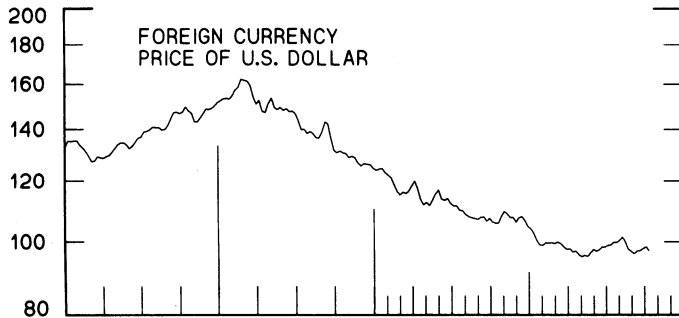
Weekly \$15.00 per year or \$.40 each in the United States, its possessions, Canada, and Mexico; 10 or more of the same issue to one address, \$13.50 per year or \$.35 each. Elsewhere, \$20.00 per year or \$.50 each. Address requests to Publications Services, Division of Administrative Services, and make payment remittance payable to the order of the Board of Governors of the Federal Reserve System in a form collectible at par in U.S. Currency.

# SPOT EXCHANGE INDICES

DOLLAR PRICES OF FOREIGN CURRENCIES AND WEIGHTED AVERAGE VALUES (THIN LINE)  
AVERAGES FOR WEEK ENDING WEDNESDAY

RATIO SCALE  
MARCH 1973=100

RATIO SCALE  
MARCH 1973=100



1985

1987

1985

1987

# 3-MONTH FORWARD EXCHANGE RATES

PREMIUM (+) OR (-)  
AVERAGES FOR WEEK ENDING WEDNESDAY

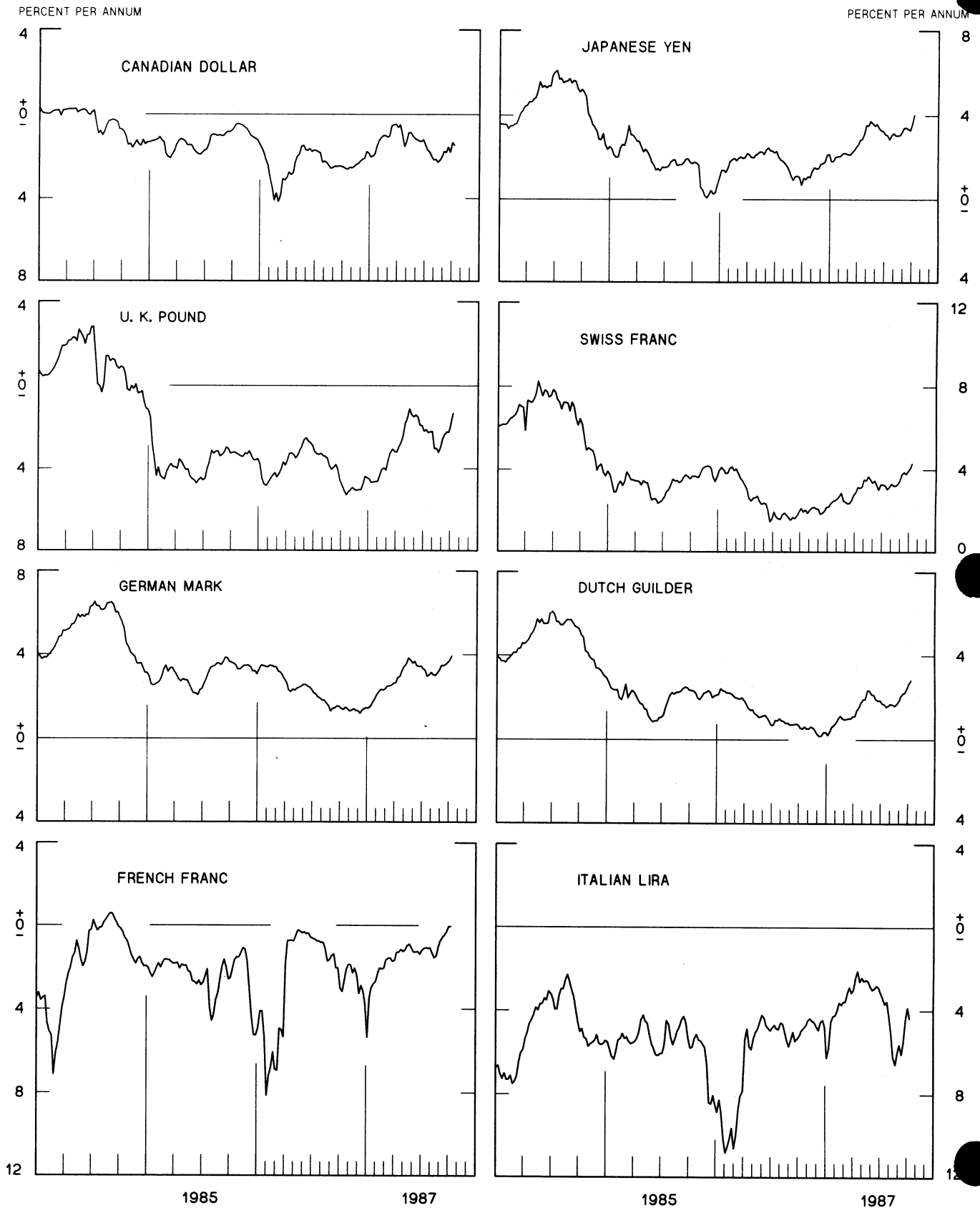


CHART 3  
PRICE OF GOLD IN LONDON  
AVERAGES FOR WEEK ENDING WEDNESDAY

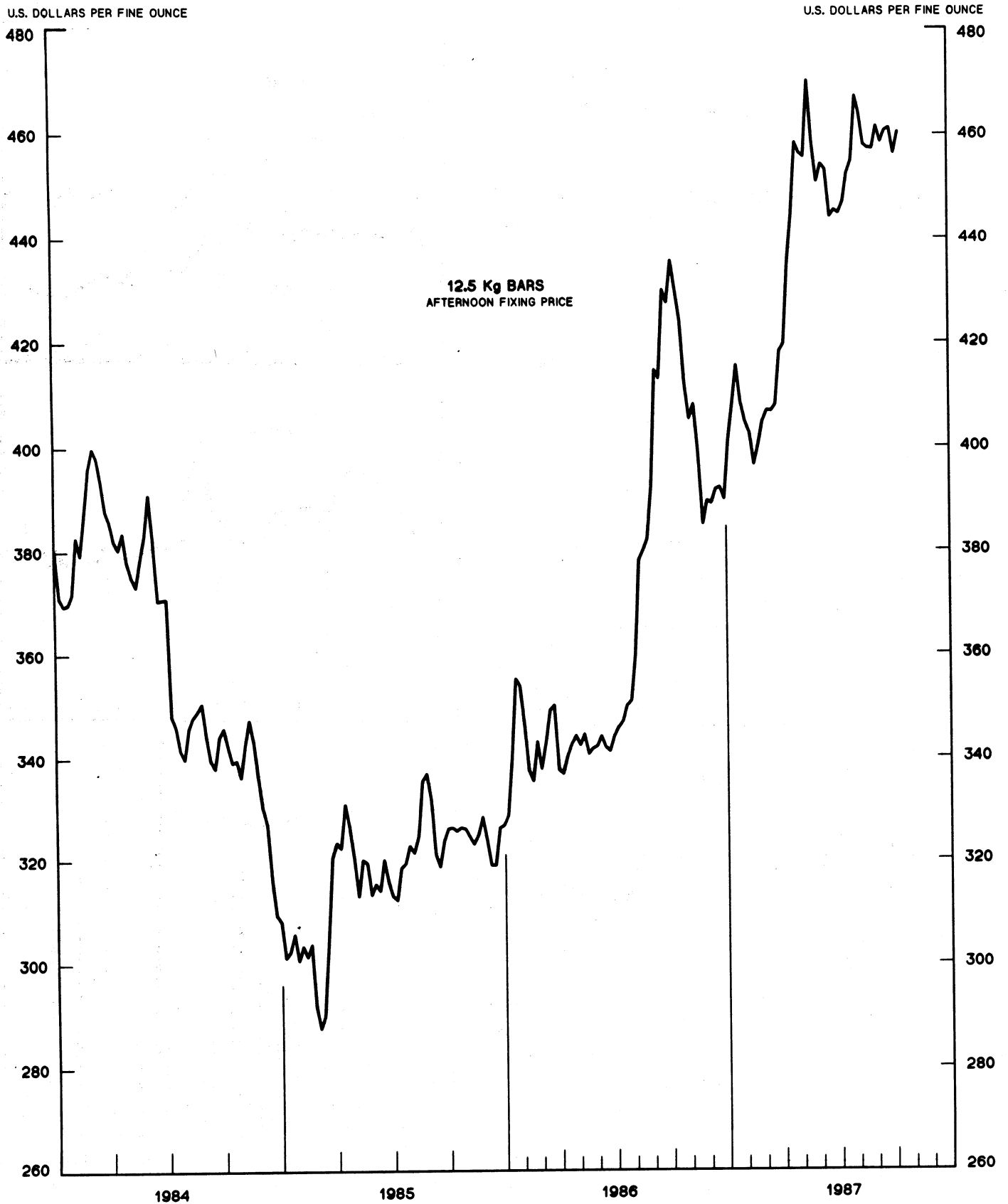


CHART 4  
CALL MONEY RATES  
WEEKLY SERIES

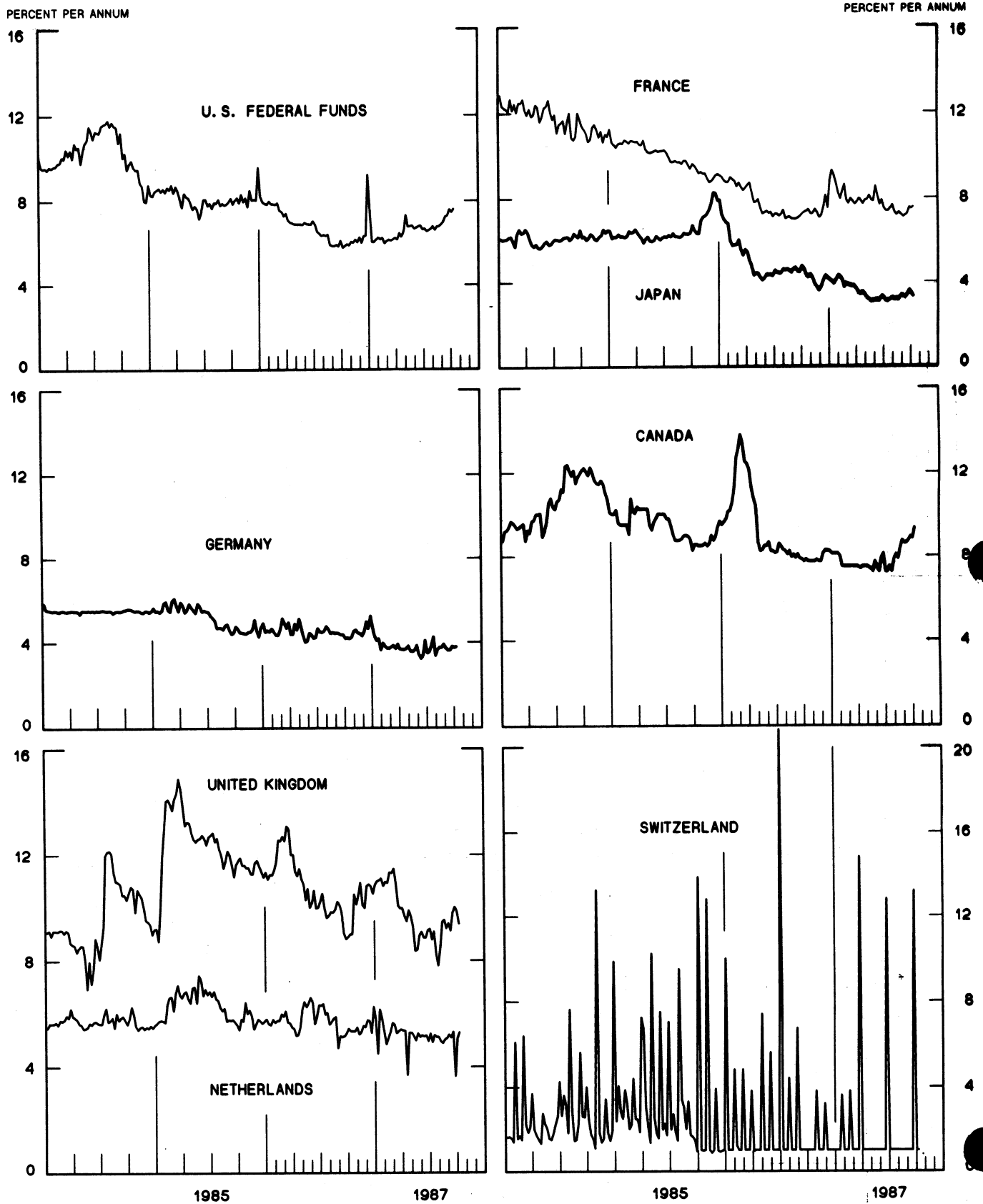


CHART 5  
**3-MONTH INTEREST RATES**  
 WEEKLY SERIES

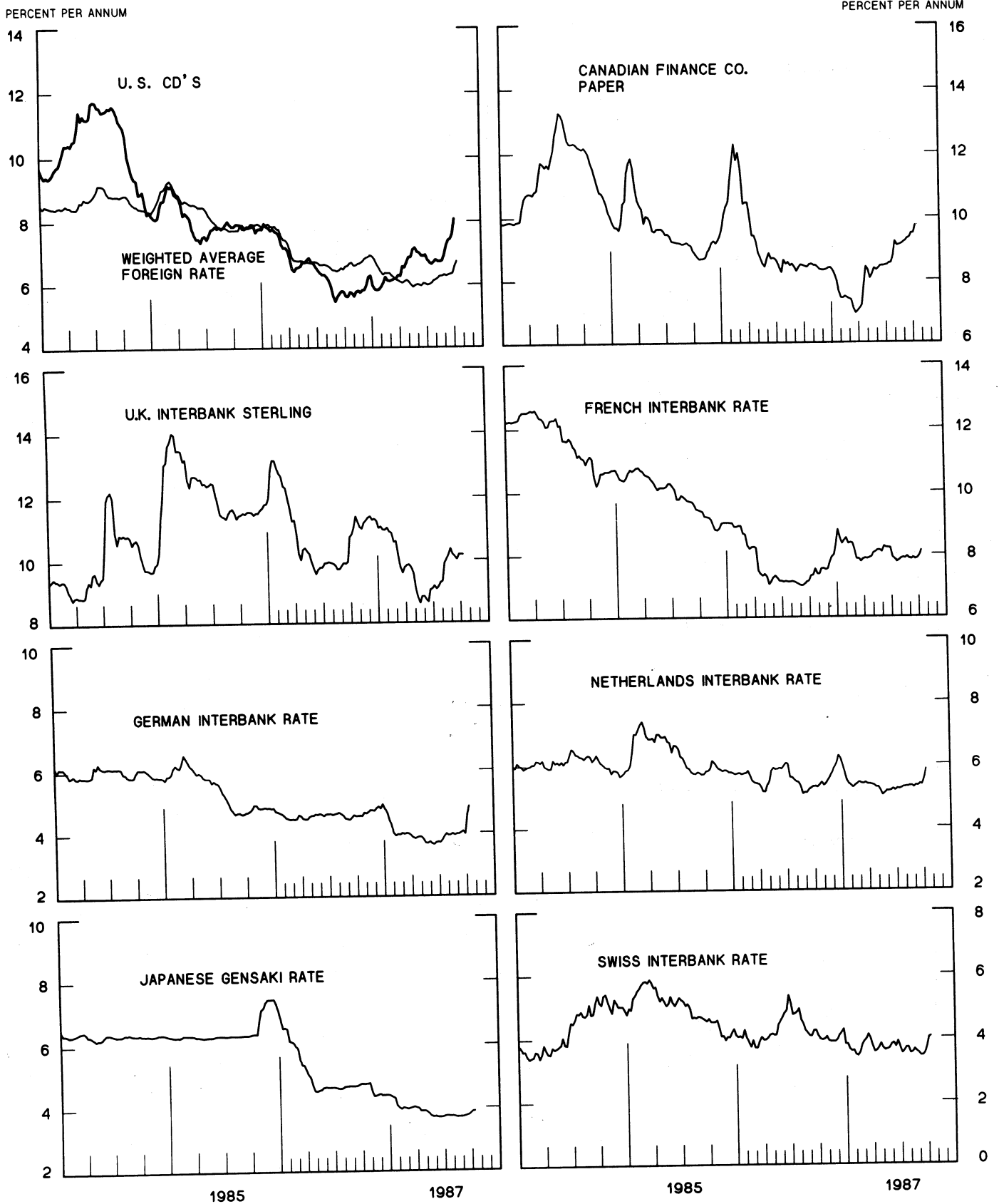
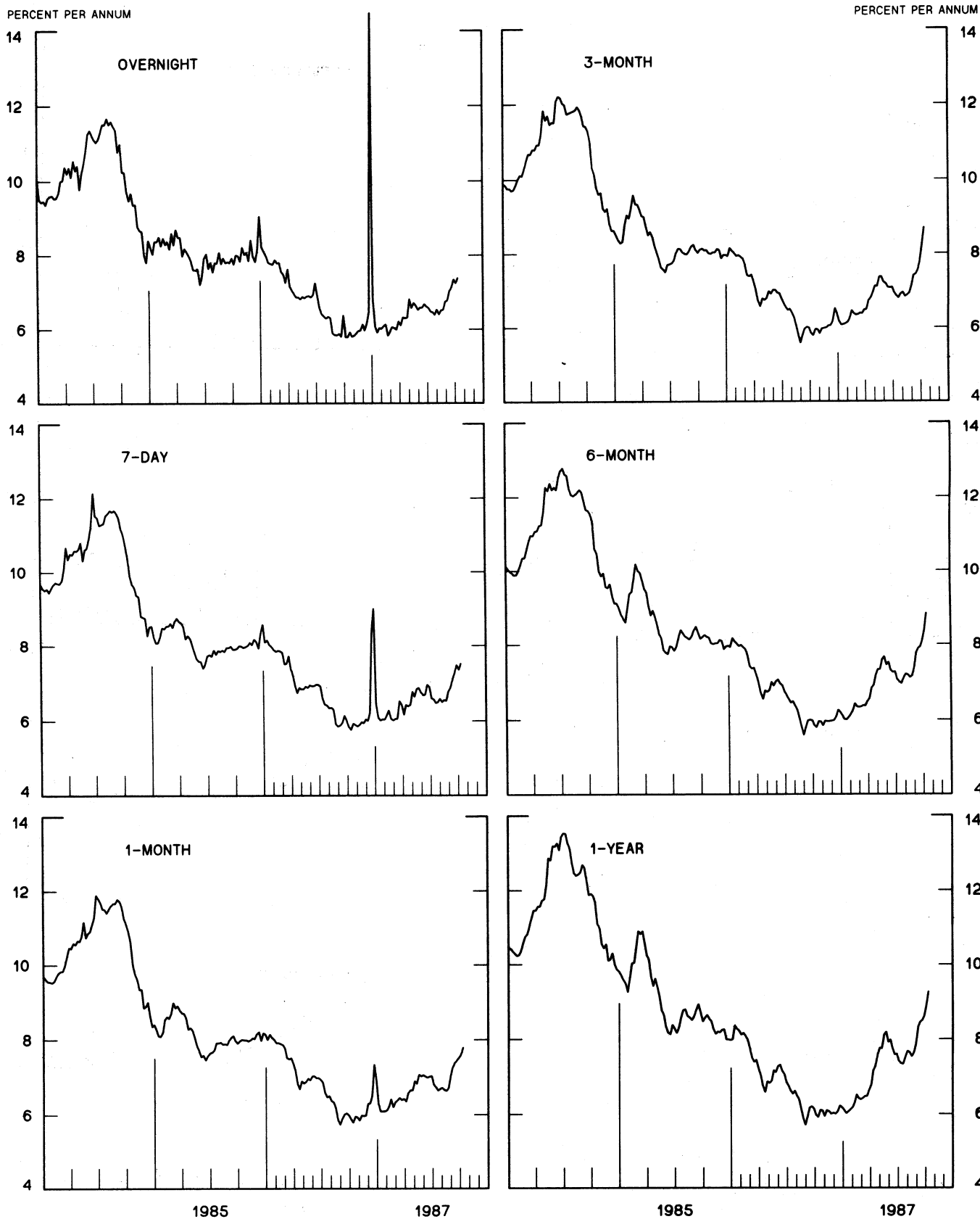


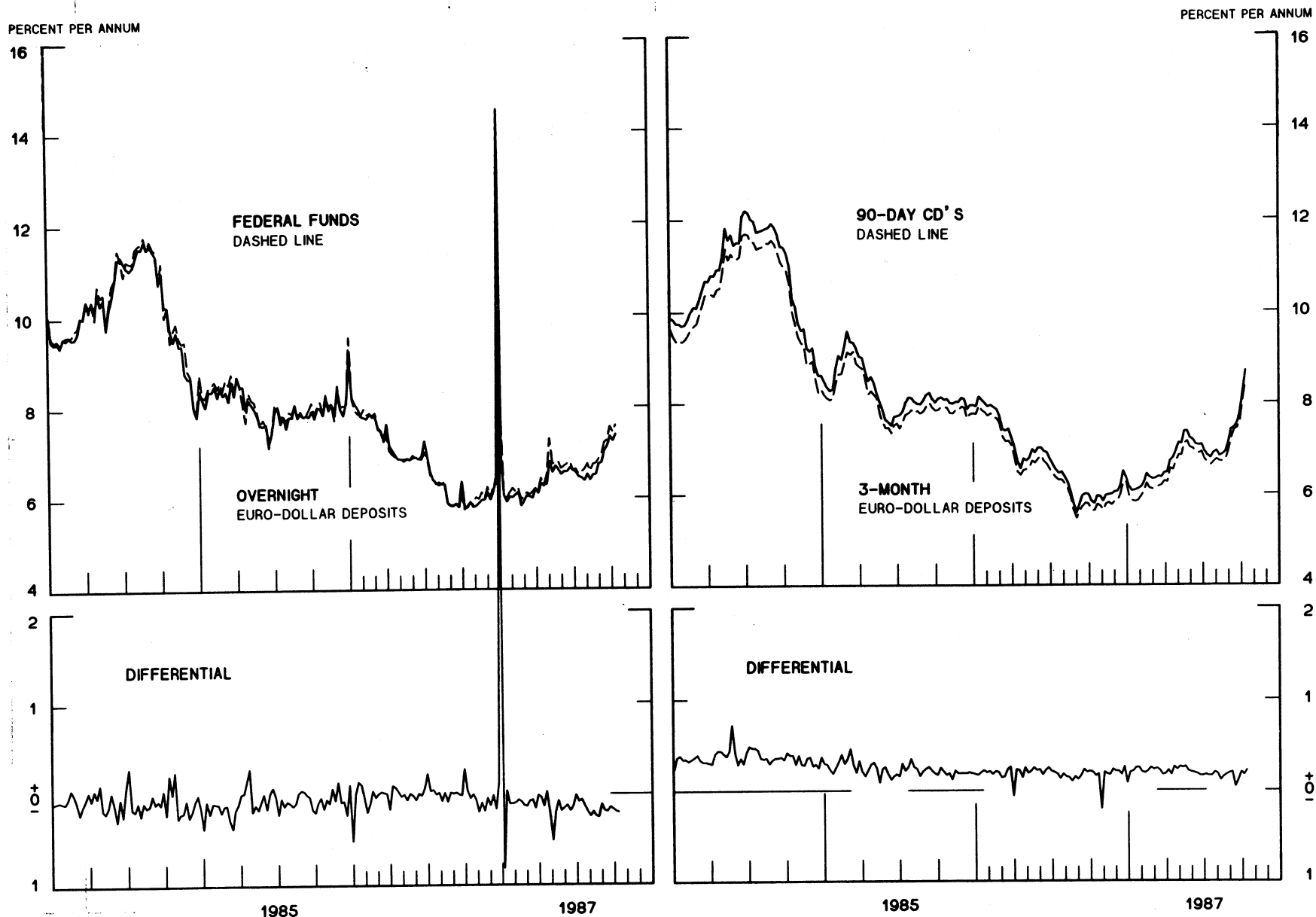
CHART 6  
**EURO-DOLLAR DEPOSIT RATES LONDON**  
AVERAGES FOR WEEK ENDING WEDNESDAY





# SELECTED EURO-DOLLAR AND U. S. MONEY MARKET RATES

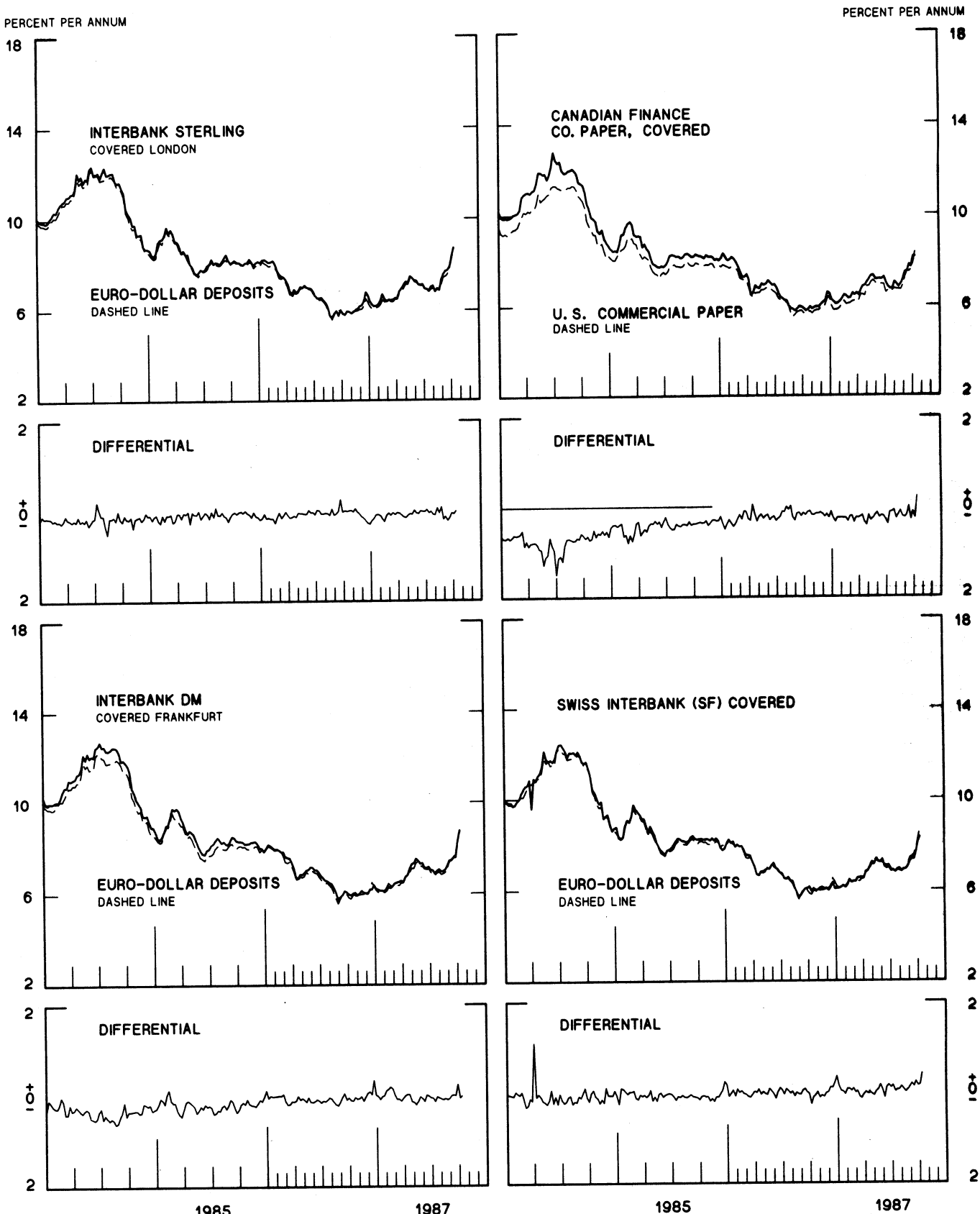
DIFFERENTIAL: PLUS(+), FAVORS BORROWING IN U. S.  
AVERAGES FOR WEEK ENDING WEDNESDAY



1 PERCENT ON DIFFERENTIAL SCALE = 2 PERCENT ON RATE SCALE

# INTEREST ARBITRAGE: 3-MONTH FUNDS

DIFFERENTIAL: PLUS(+), INDICATES FAVOR DOLLAR ASSETS  
AVERAGES FOR WEEK ENDING WEDNESDAY



1 PERCENT ON DIFFERENTIAL SCALE = 2 PERCENT ON RATE SCALE

CHART 9  
**LONG-TERM GOVERNMENT BOND YIELDS**  
 WEEKLY SERIES

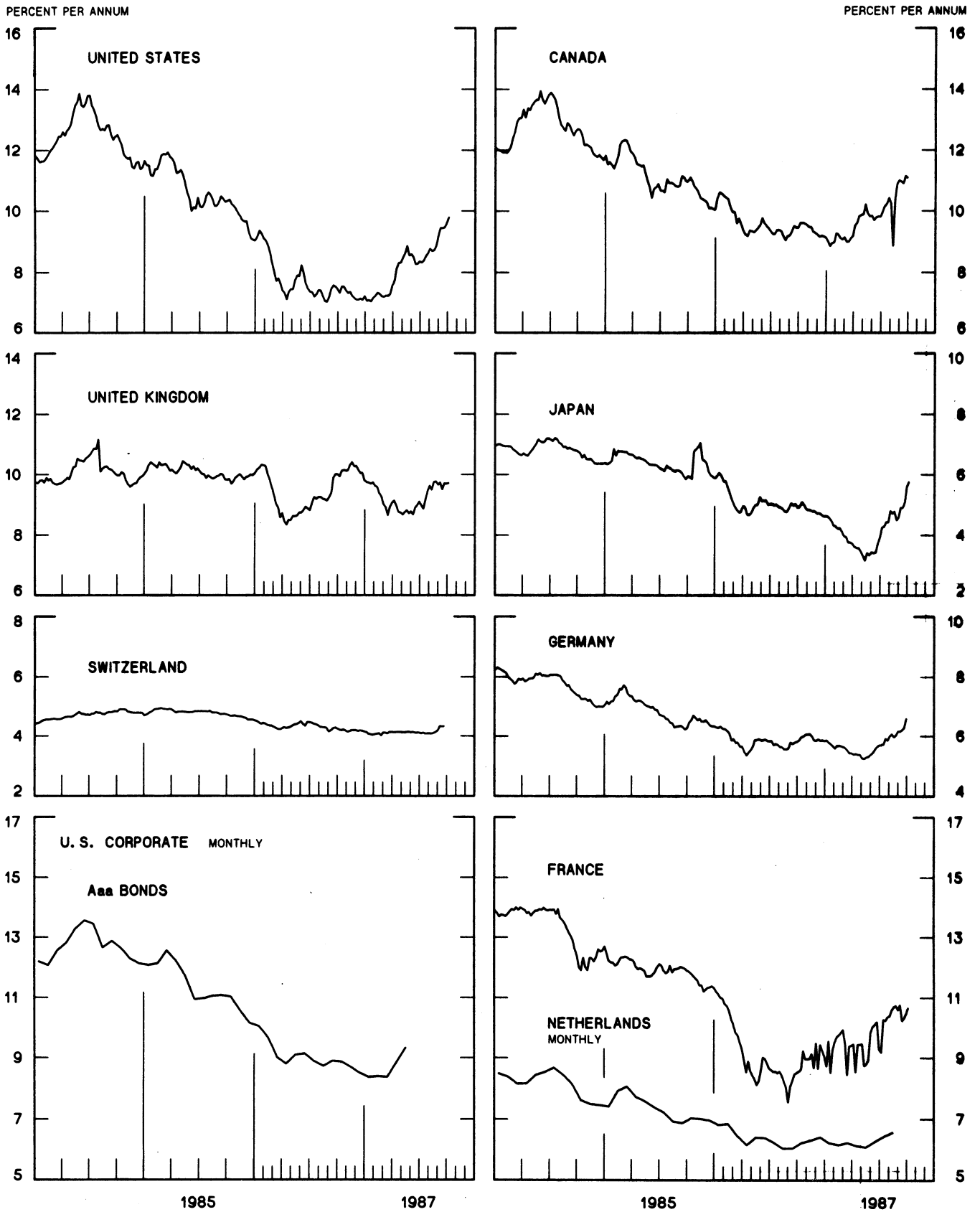
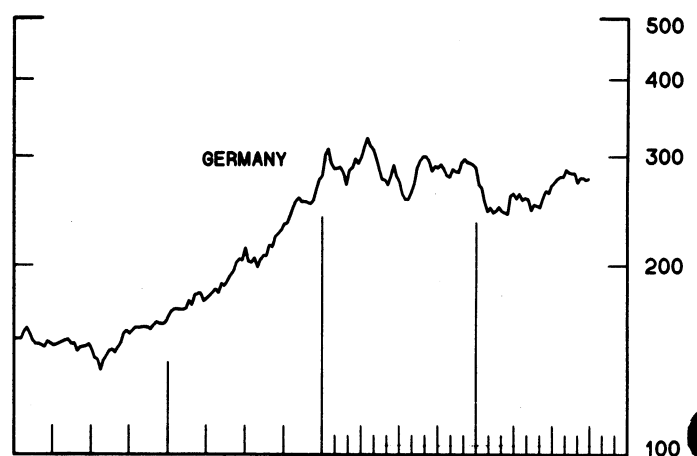
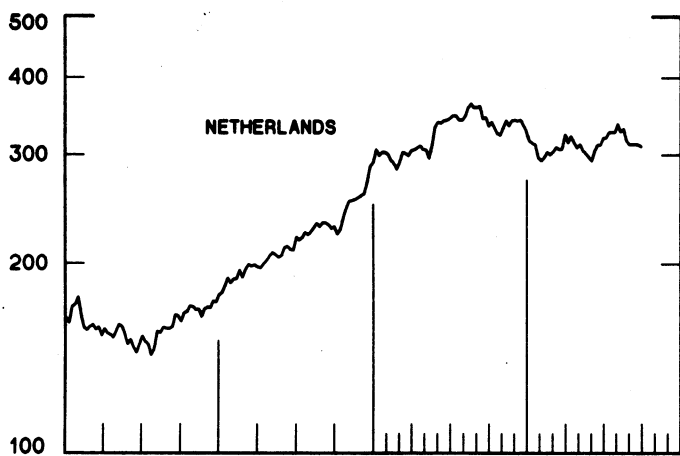
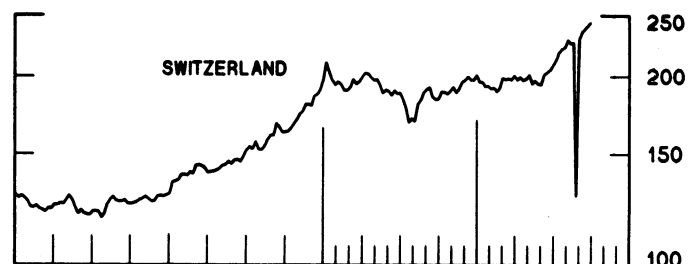
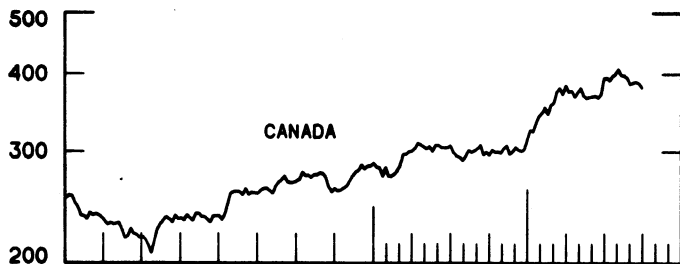
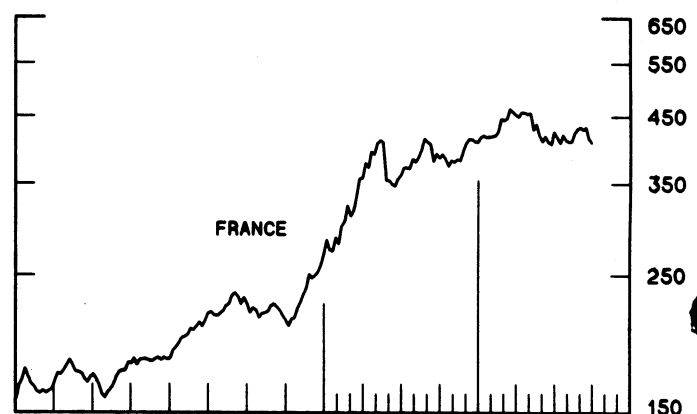
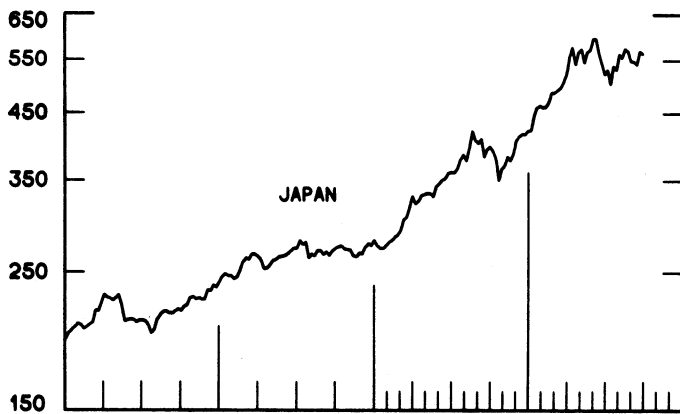
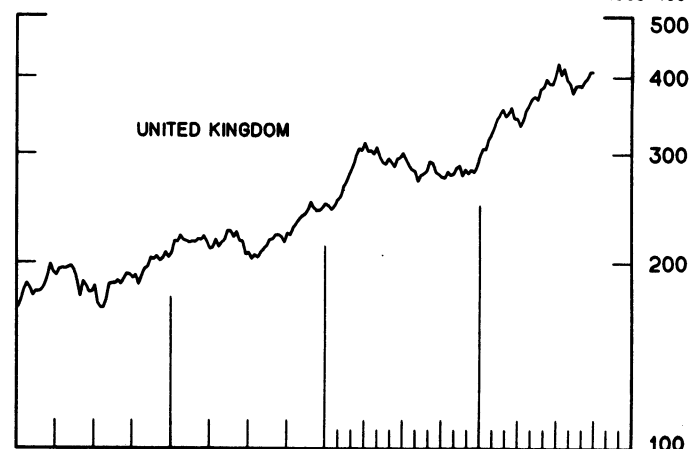
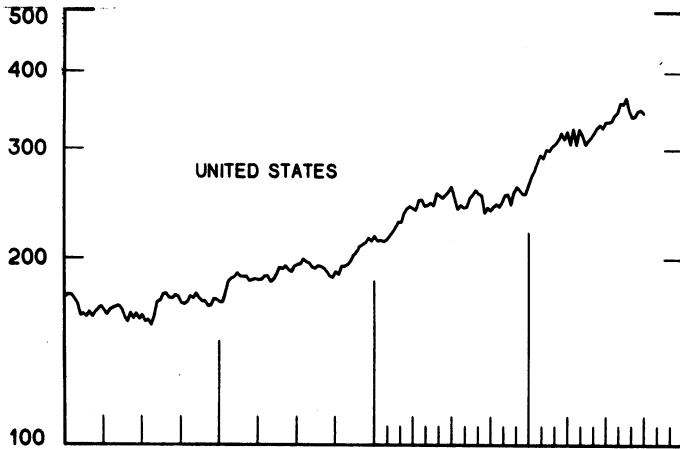


CHART 10  
INDUSTRIAL STOCK INDICES  
WEEKLY SERIES

RATIO SCALE  
1969=100

RATIO SCALE  
1969=100



1985

1987

1985

1987

SERIES NAME

LAST VALUE PLOTTED  
DATE VALUE

CHART 1. SPOT EXCHANGE RATES AND INDICES

WEEKLY AVERAGES, NOON BUYING RATES (U.S. CENTS)

GERMAN MARK	OCT. 14	55.03
JAPANESE YEN	OCT. 14	0.69538
DUTCH GUILDER	OCT. 14	48.89
U.K. POUND	OCT. 14	164.83
CANADIAN DOLLAR	OCT. 14	76.58
FRENCH FRANC	OCT. 14	16.52
SWISS FRANC	OCT. 14	66.24
BELGIAN FRANC	OCT. 14	2.64674
ITALIAN LIRA	OCT. 14	0.07625
SWEDISH KRONA	OCT. 14	15.66

INDICES, MARCH 1973 BASE RATES = 100

GERMAN MARK	OCT. 14	154.80
JAPANESE YEN	OCT. 14	182.07
DUTCH GUILDER	OCT. 14	140.36
U.K. POUND	OCT. 14	66.67
CANADIAN DOLLAR	OCT. 14	76.33
FRENCH FRANC	OCT. 14	74.44
SWISS FRANC	OCT. 14	213.10
BELGIAN FRANC	OCT. 14	104.29
ITALIAN LIRA	OCT. 14	43.32

WEIGHTED AVERAGE EXCHANGE VALUE INDICES, MAR 1973 = 100  
(6-10 COUNTRIES PLUS SWITZERLAND)

U.S. DOLLAR	OCT. 14	97.28
GERMAN MARK	OCT. 14	164.34
JAPANESE YEN	OCT. 14	190.94
DUTCH GUILDER	OCT. 14	140.42
U.K. POUND	OCT. 14	62.41
CANADIAN DOLLAR	OCT. 14	73.02
FRENCH FRANC	OCT. 14	70.24
SWISS FRANC	OCT. 14	212.99
BELGIAN FRANC	OCT. 14	102.17
ITALIAN LIRA	OCT. 14	39.70
SWEDISH KRONA	OCT. 14	66.96

CHART 2. 3-MONTH FORWARD EXCHANGE RATES, PREMIUM OR DISCOUNT

CANADIAN DOLLAR	OCT. 14	-1.48
U.K. POUND	OCT. 14	-1.35
GERMAN MARK	OCT. 14	3.92
FRENCH FRANC	OCT. 14	-0.05
SWISS FRANC	OCT. 14	4.32
DUTCH GUILDER	OCT. 14	2.81
JAPANESE YEN	OCT. 14	4.02
ITALIAN LIRA	OCT. 14	-4.39

LAST VALUE PLOTTED  
DATE VALUE

SERIES NAME

CHART 3. GOLD PRICE IN LONDON, AFTERNOON FIXING

U.S. DOLLARS PER FINE OUNCE

OCT. 14 460.39

CHART 4. CALL MONEY RATES

U.S. FEDERAL FUNDS  
OVERNIGHT EURO-DOLLAR DEPOSITS  
U.K.  
CANADA  
GERMANY  
JAPAN  
FRANCE  
NETHERLANDS  
SWITZERLAND

OCT. 14 7.59  
OCT. 14 7.39  
OCT. 14 9.35  
OCT. 14 9.36  
OCT. 14 3.78  
OCT. 14 3.29  
OCT. 14 7.56  
OCT. 14 5.30  
OCT. 14 1.00

CHART 5. 3-MONTH INTEREST RATES

U.S. 90-DAY CD'S, SECONDARY MARKET  
GERMAN INTERBANK LOAN  
JAPANESE GENSAKI RATE  
CANADIAN FINANCE PAPER  
INTERBANK STERLING  
SWISS INTERBANK LOAN  
FRENCH INTERBANK RATE  
NETHERLANDS INTERBANK RATE  
WEIGHTED AVERAGE FOREIGN INTEREST RATE  
(G-10 COUNTRIES PLUS SWITZERLAND)

OCT. 14 8.47  
OCT. 14 4.83  
OCT. 14 3.89  
OCT. 14 9.72  
OCT. 14 10.1  
OCT. 14 4.0  
OCT. 14 8.11  
OCT. 14 5.83  
OCT. 14 6.72

CHART 6. EURO-DOLLAR DEPOSIT RATES: LONDON

OVERNIGHT  
7-DAY  
1-MONTH  
3-MONTH  
6-MONTH  
1-YEAR

OCT. 14 7.39  
OCT. 14 7.53  
OCT. 14 7.79  
OCT. 14 8.69  
OCT. 14 8.84  
OCT. 14 9.25

CHART 7. SELECTED EURO-DOLLAR AND U.S. MONEY MARKET RATES

OVERNIGHT EURO-DOLLAR DEPOSITS  
U.S. FEDERAL FUNDS  
DIFFERENTIAL

OCT. 14 7.39  
OCT. 14 7.59  
OCT. 14 -0.20

3-MONTH EURO-DOLLAR DEPOSIT RATE  
U.S. 90-DAY CD'S, SECONDARY MARKET  
DIFFERENTIAL

OCT. 14 8.69  
OCT. 14 8.47  
OCT. 14 0.

SERIES NAME

LAST VALUE PLOTTED  
DATE VALUE

CHART 8. INTEREST ARBITRAGE, 3-MONTH FUNDS

EURO-DOLLAR DEPOSIT	OCT. 14	8.69
INTERBANK STERLING (LONDON), COVERED	OCT. 14	8.71
DIFFERENTIAL	OCT. 14	-0.02
U.S. COMMERCIAL PAPER	OCT. 14	8.31
CANADIAN FINANCE PAPER, COVERED	OCT. 14	8.09
DIFFERENTIAL	OCT. 14	0.22
EURO-DOLLAR DEPOSIT	OCT. 14	8.69
INTERBANK DM (FRANKFURT), COVERED	OCT. 14	8.73
DIFFERENTIAL	OCT. 14	-0.04
EURO-DOLLAR DEPOSIT	OCT. 14	8.69
SWISS INTERBANK, COVERED	OCT. 14	8.29
DIFFERENTIAL	OCT. 14	0.40


CHART 9. LONG TERM GOVERNMENT BOND YIELDS

UNITED STATES	OCT. 9	9.78
GERMANY	OCT. 2	6.58
JAPAN	OCT. 2	5.76
SWITZERLAND	SEPT. 25	4.32
CANADA	OCT. 2	11.08
FRANCE	OCT. 9	10.67
NETHERLANDS (MONTHLY)	AUG.	6.56
UNITED KINGDOM	OCT. 9	9.71
U.S. CORPORATE		
AAA BONDS	MAY	9.33

CHART 10. STOCK INDICES

UNITED STATES	OCT. 7	343.87
UNITED KINGDOM	OCT. 7	407.50
CANADA	OCT. 7	380.16
GERMANY	OCT. 7	276.35
SWITZERLAND	OCT. 7	243.66
NETHERLANDS	OCT. 7	309.27
FRANCE	OCT. 7	407.73
JAPAN	OCT. 7	562.48

# FEDERAL RESERVE statistical release



H.10(512)

OCTOBER 16, 1987

## FOREIGN EXCHANGE RATES

FOR THE WEEK ENDING OCTOBER 16, 1987

The Board of Governors of the Federal Reserve System is advised that the Federal Reserve Bank of New York has certified for customs purposes the following noon buying rates in New York City for cable transfers payable in foreign currencies:

COUNTRY	MONETARY UNIT	(CURRENCY UNITS PER DOLLAR)					
		OCT. 12	OCT. 13	OCT. 14	OCT. 15	OCT. 16	
*AUSTRALIA	DOLLAR		72.21	72.32	72.76	72.10	
AUSTRIA	SCHILLING		12.820	12.755	12.672	12.682	
BELGIUM	FRANC		37.870	37.690	37.530	37.500	
CANADA	DOLLAR		1.3060	1.3060	1.3009	1.2985	
CHINA, P. R.	YUAN		3.7314	3.7314	3.7314	3.7314	
DENMARK	KRONE		6.9925	6.9500	6.9160	6.9175	
FINLAND	MARKKA	H	4.3870	4.3675	4.3520	4.3600	
FRANCE	FRANC		6.0670	6.0350	6.0105	6.0120	
GERMANY	D. MARK		1.8210	1.8113	1.8010	1.8015	
GREECE	DRACHMA	O	139.750	139.100	138.500	138.700	
HONG KONG	DOLLAR		7.8065	7.8080	7.8025	7.8025	
INDIA	RUPEE		13.0800	13.0500	13.0500	13.0700	
*IRELAND	POUND	L	147.50	148.30	149.00	148.95	
ITALY	LIRA		1314.00	1307.00	1302.00	1300.50	
JAPAN	YEN		143.75	142.75	142.15	142.75	
MALAYSIA	RINGGIT	I	2.5375	2.5350	2.5265	2.5265	
NETHERLANDS	GUILDER		2.0495	2.0380	2.0265	2.0270	
*NEW ZEALAND	DOLLAR		66.020	63.900	64.670	64.950	
NORWAY	KRONE	D	6.6575	6.6280	6.5990	6.6065	
PORTUGAL	ESCUDO		144.000	143.400	142.150	142.350	
SINGAPORE	DOLLAR		2.0970	2.0950	2.0922	2.0922	
*SOUTH AFRICA	RAND	A	48.35	48.65	48.80	48.65	
SOUTH KOREA	WON		809.20	809.30	809.00	808.50	
SPAIN	PESETA		120.770	120.050	118.300	117.500	
SRI LANKA	RUPEE	Y	30.340	30.335	30.327	30.363	
SWEDEN	KRONA		6.3975	6.3690	6.3450	6.3560	
SWITZERLAND	FRANC		1.5096	1.5015	1.4900	1.4930	
TAIWAN	DOLLAR		30.030	30.030	30.030	30.030	
THAILAND	BAHT		25.780	25.820	25.770	25.760	
*UNITED KINGDOM	POUND		164.70	165.30	166.40	166.45	
MEMO:							
*UNITED STATES	DOLLAR		0.25	97.42	96.95	96.47	96.51

#INDEX OF WEIGHTED AVERAGE EXCHANGE VALUE OF U.S. DOLLAR AGAINST CURRENCIES OF OTHER G-10 COUNTRIES. MARCH 1973 = 100. WEIGHTS ARE 1972-76 GLOBAL TRADE OF EACH OF THE 10 COUNTRIES. SERIES REVISED AS OF AUGUST 1978. FOR DESCRIPTION AND BACK DATA, SEE "INDEX OF THE WEIGHTED-AVERAGE EXCHANGE VALUE OF THE U.S. DOLLAR: REVISION" ON PAGE 700 OF THE AUGUST 1978 FEDERAL RESERVE BULLETIN.

\*VALUE IS U.S. CENTS