

5-440

(516/517)

LIBRARY
OCT 19 1987
FEDERAL RESERVE
BANK OF CHICAGO

DATA FILE
LIBRARY
FEDERAL RESERVE BANK
OF CHICAGO

Selected Interest & Exchange Rates

Weekly Series of Charts

October 13, 1987

Prepared by the
FINANCIAL MARKETS
SECTION

DIVISION OF
INTERNATIONAL FINANCE

BOARD OF GOVERNORS
FEDERAL RESERVE SYSTEM
Washington, D.C. 20551

Table of Contents

TABLES

1. LATEST FIGURES PLOTTED
2. DAILY CERTIFIED SPOT EXCHANGE RATES--
H.10 RELEASE

CHARTS

1. SPOT EXCHANGE RATE INDICES
2. 3-MONTH FORWARD EXCHANGE RATES
3. GOLD PRICE--LONDON
4. CALL MONEY RATES
5. 3-MONTH INTEREST RATES
6. EURO-DOLLAR DEPOSIT RATES
7. SELECTED EURO-DOLLAR AND
U.S. MONEY MARKET RATES
8. INTEREST ARBITRAGE: 3-MONTH FUNDS
9. LONG-TERM GOVERNMENT BOND YIELDS
10. INDUSTRIAL STOCK INDICES

SUBSCRIPTION RATES:

Weekly \$15.00 per year or \$.40 each in the United States, its possessions, Canada, and Mexico; 10 or more of the same issue to one address, \$13.50 per year or \$.35 each. Elsewhere, \$20.00 per year or \$.50 each. Address requests to Publications Services, Division of Administrative Services, and make payment remittance payable to the order of the Board of Governors of the Federal Reserve System in a form collectible at par in U.S. Currency.

CHART 1

SPOT EXCHANGE INDICES

DOLLAR PRICES OF FOREIGN CURRENCIES AND WEIGHTED AVERAGE VALUES (THIN LINE)
AVERAGES FOR WEEK ENDING WEDNESDAY

RATIO SCALE
MARCH 1973=100

RATIO SCALE
MARCH 1973=100

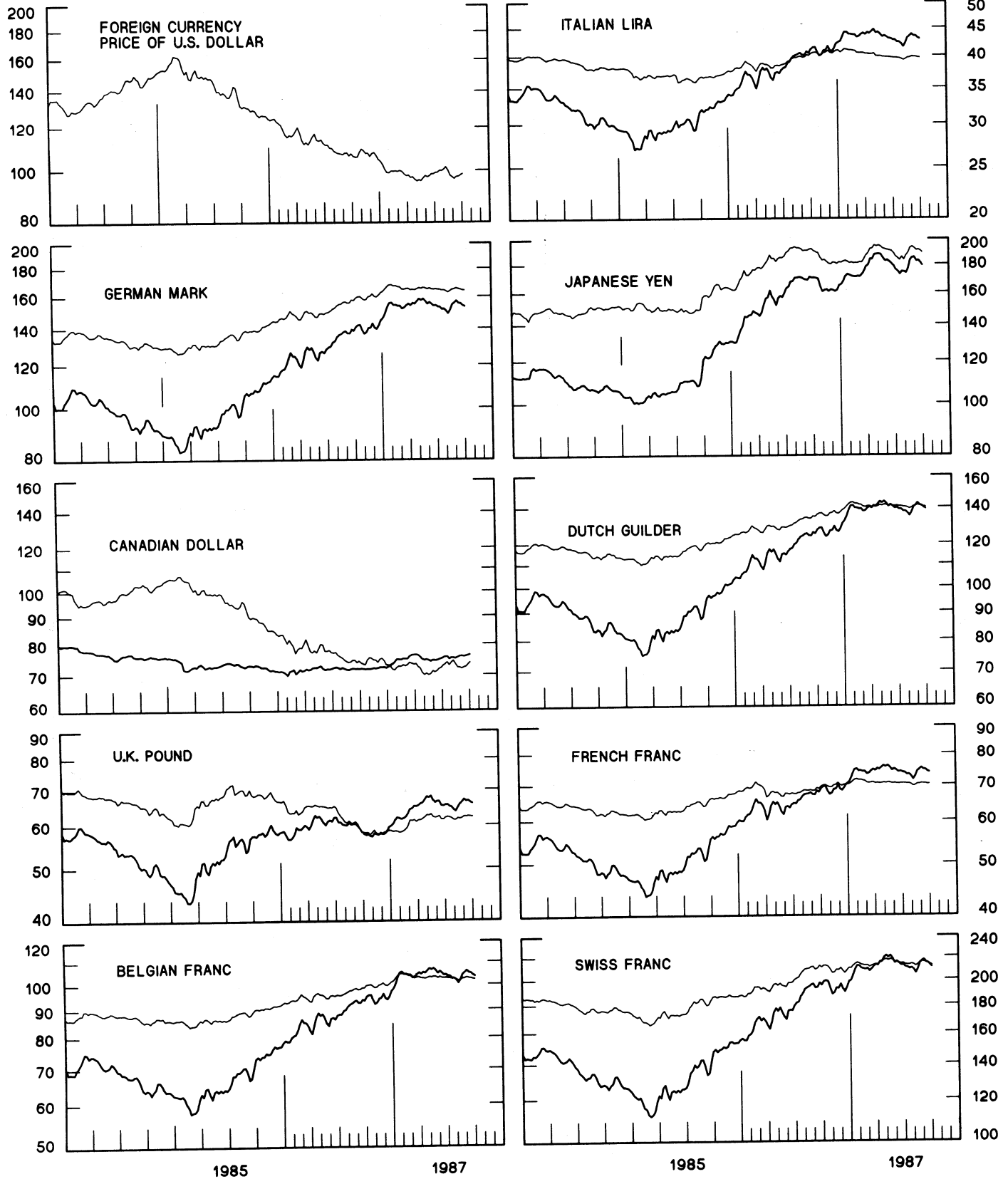


CHART 2
3-MONTH FORWARD EXCHANGE RATES

PREMIUM (+) OR (-)
 AVERAGES FOR WEEK ENDING WEDNESDAY

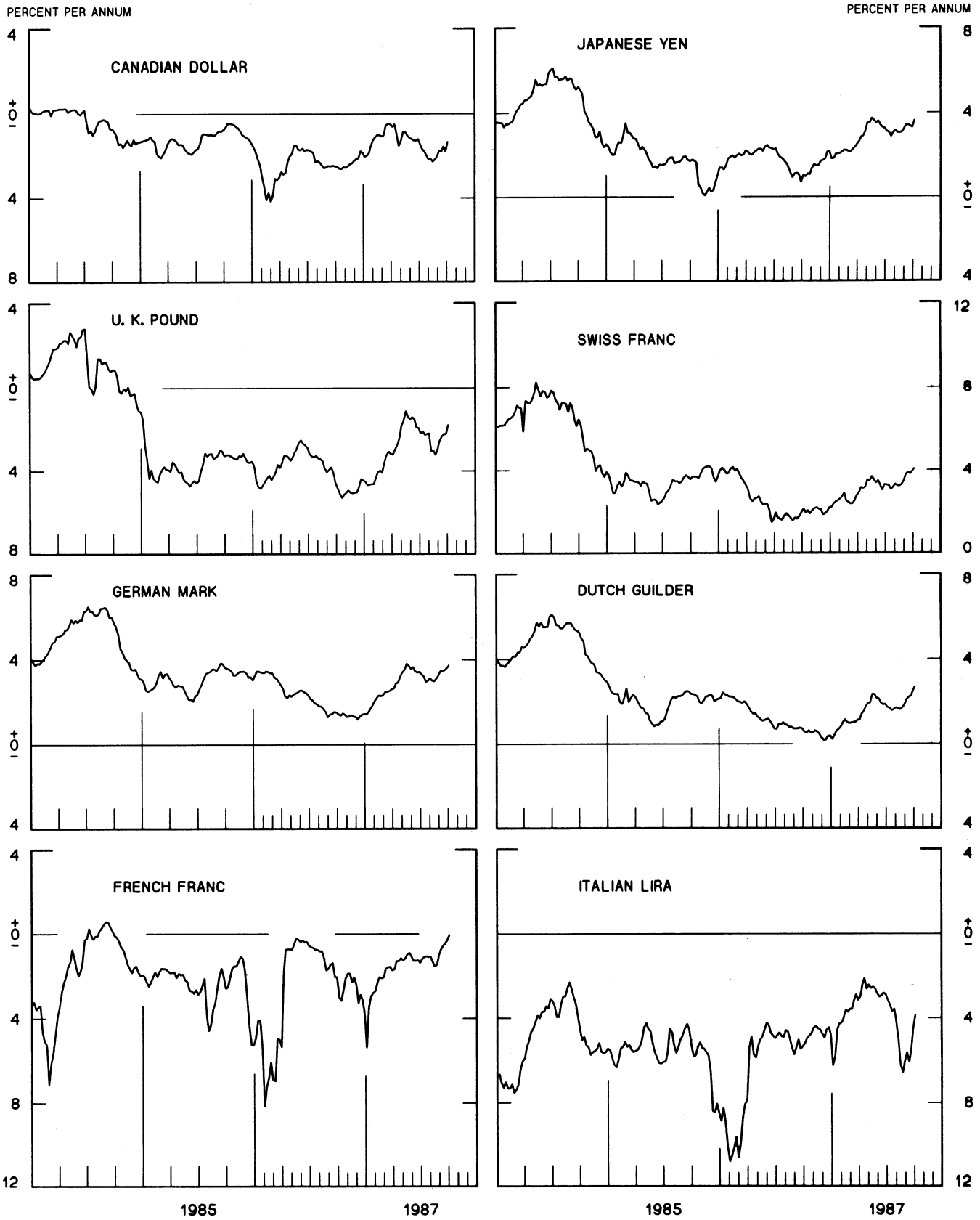


CHART 3
PRICE OF GOLD IN LONDON
AVERAGES FOR WEEK ENDING WEDNESDAY



CHART 4
CALL MONEY RATES
WEEKLY SERIES

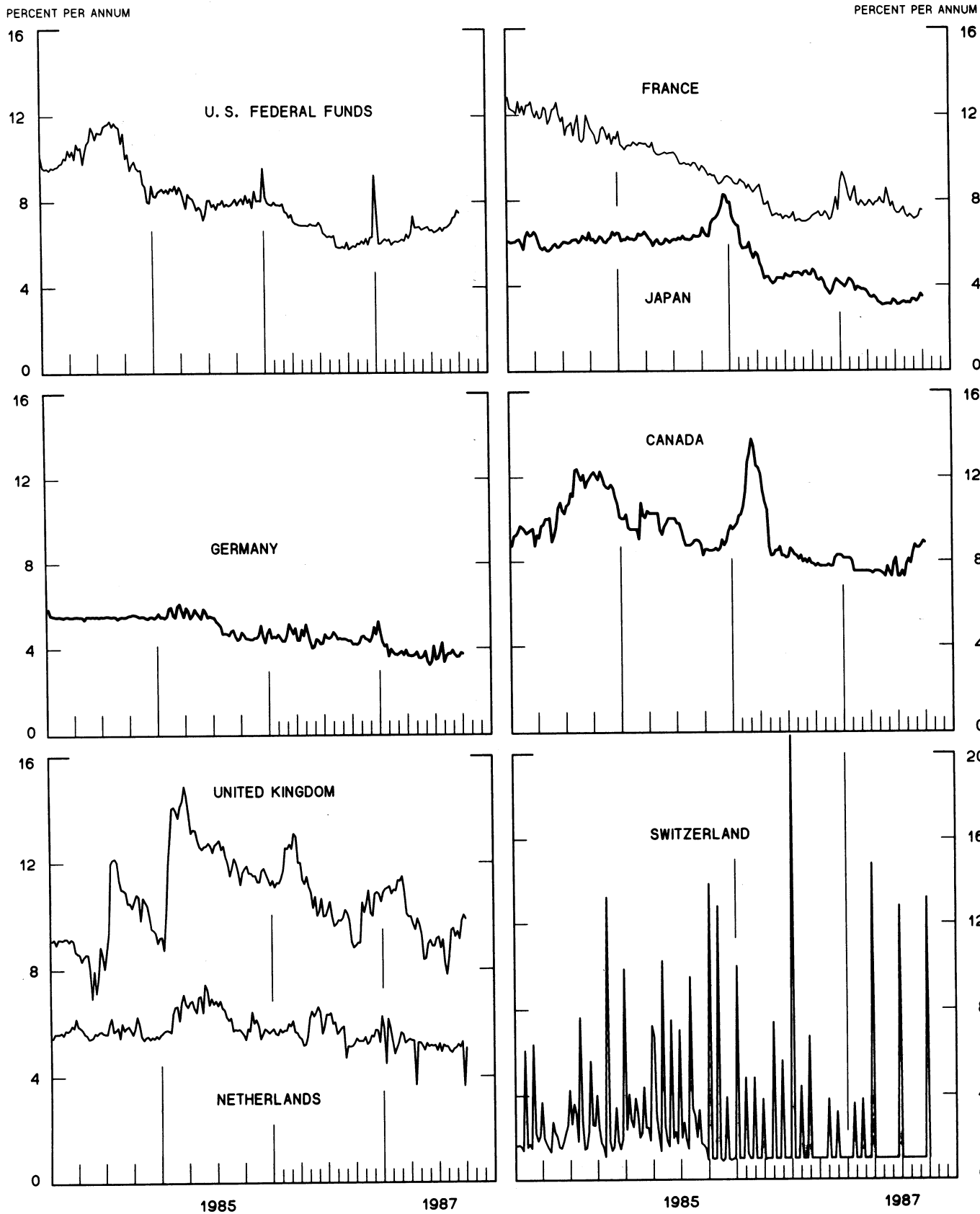


CHART 5
3-MONTH INTEREST RATES
 WEEKLY SERIES

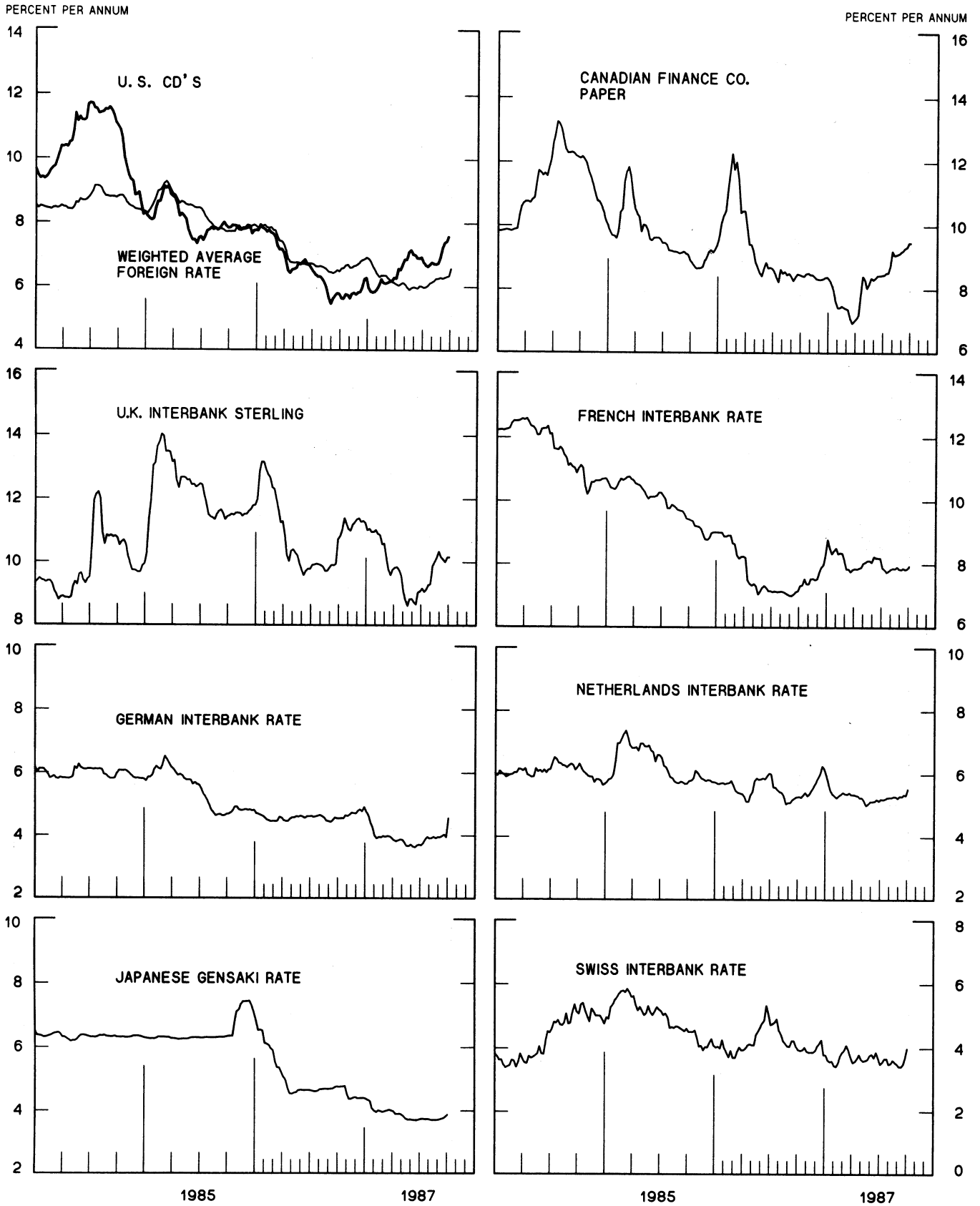


CHART 6
EURO-DOLLAR DEPOSIT RATES LONDON
AVERAGES FOR WEEK ENDING WEDNESDAY

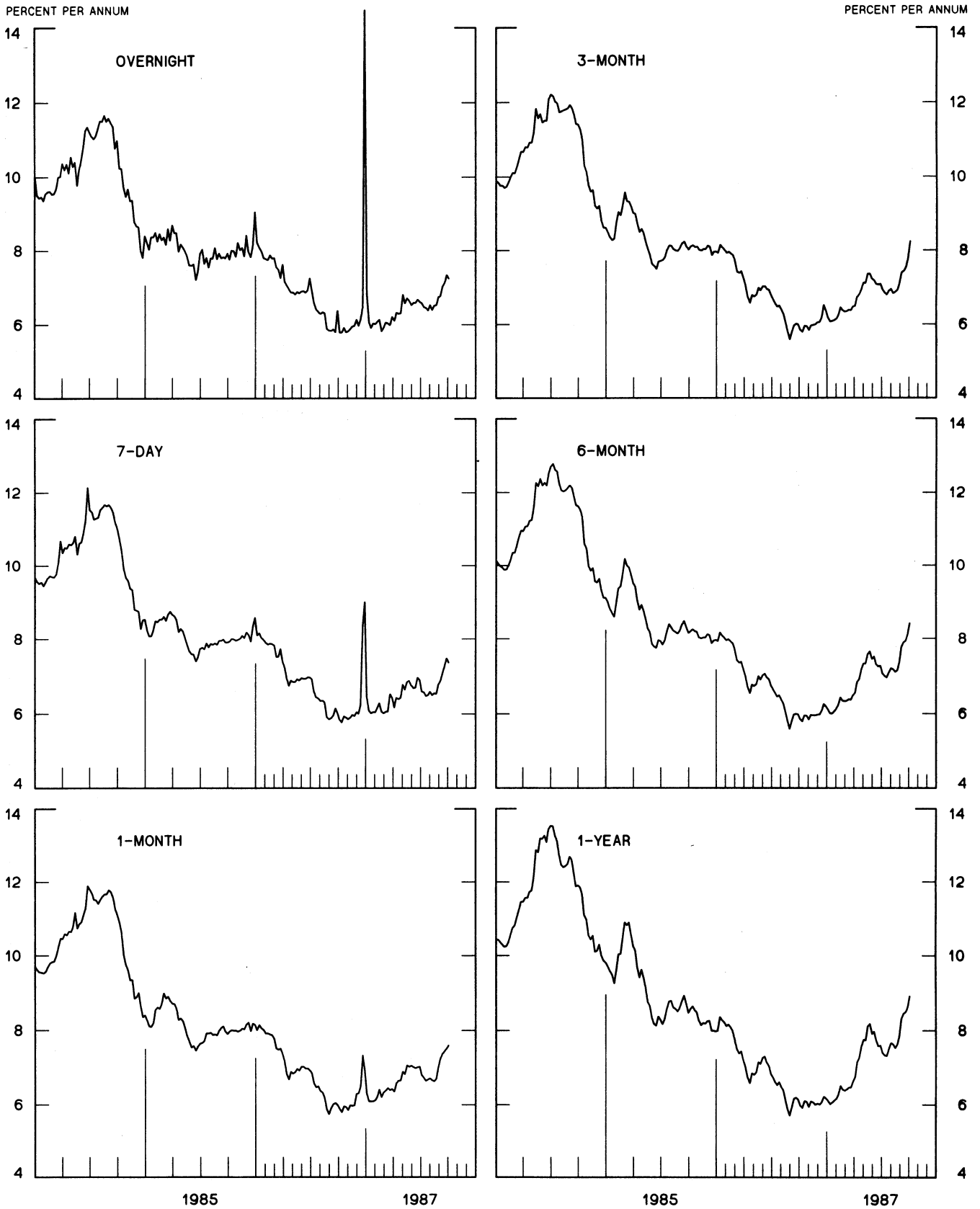
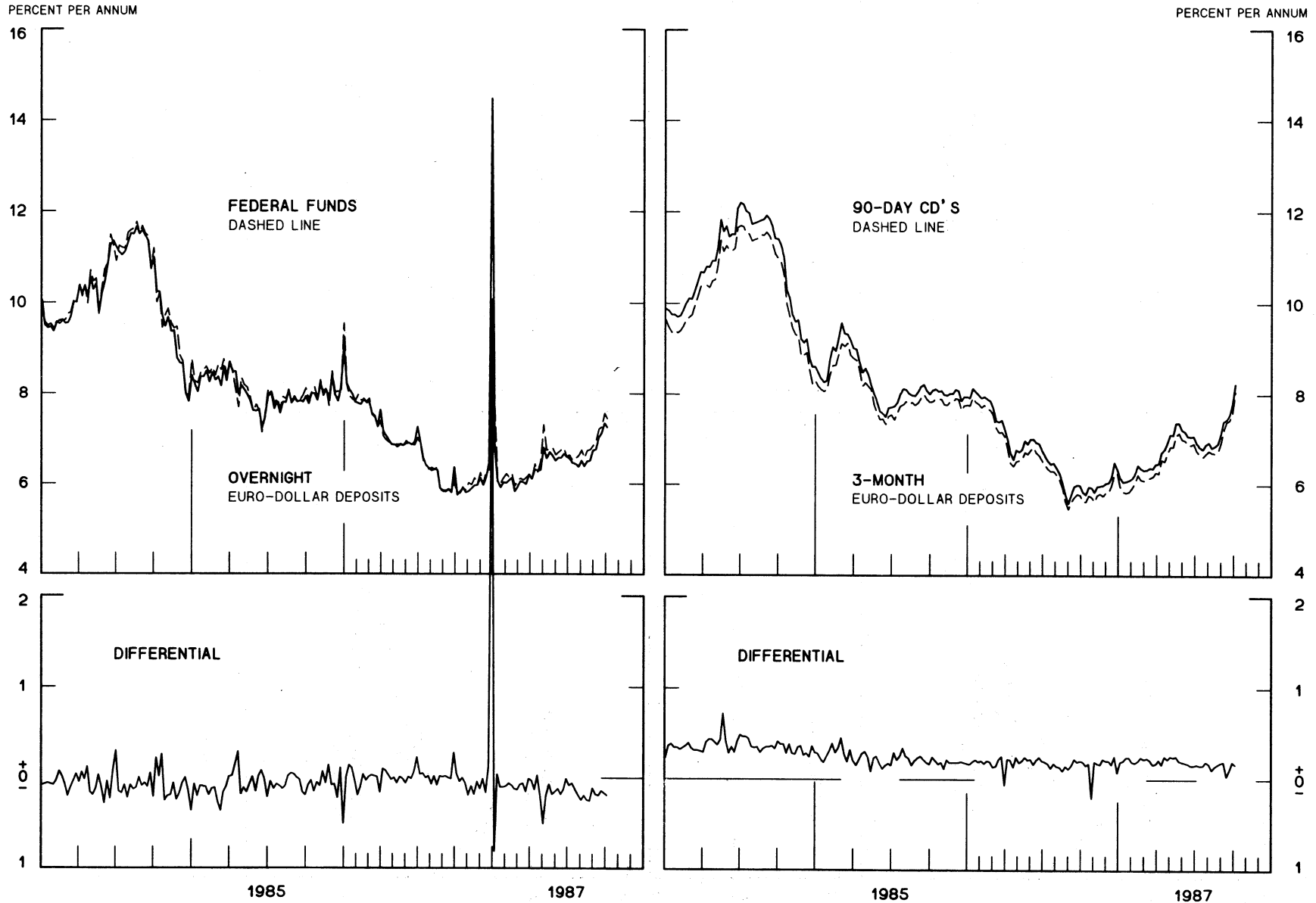


CHART 7

SELECTED EURO-DOLLAR AND U. S. MONEY MARKET RATES

DIFFERENTIAL: PLUS(+), FAVORS BORROWING IN U. S.
AVERAGES FOR WEEK ENDING WEDNESDAY



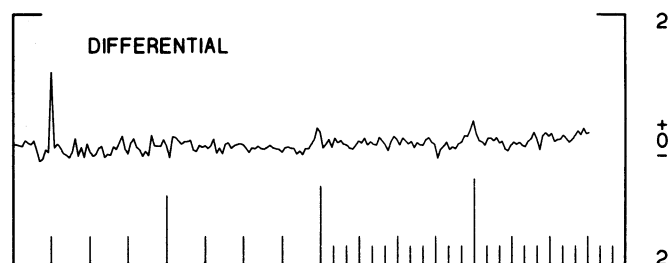
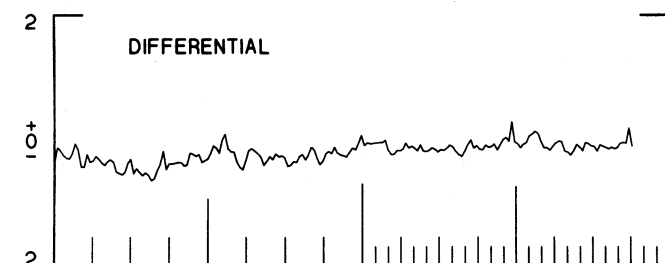
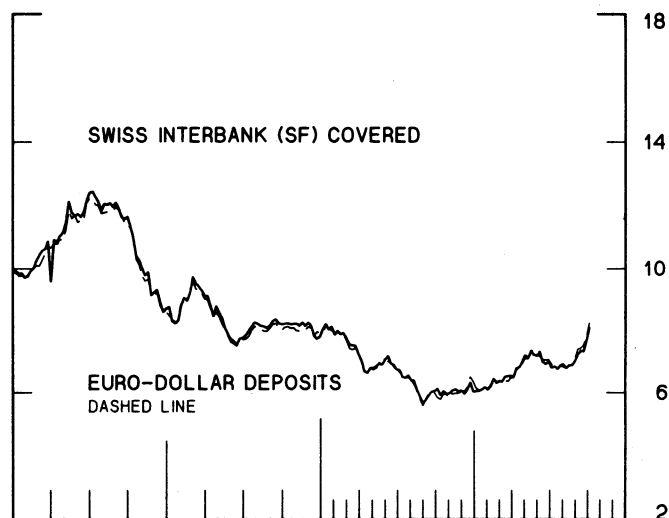
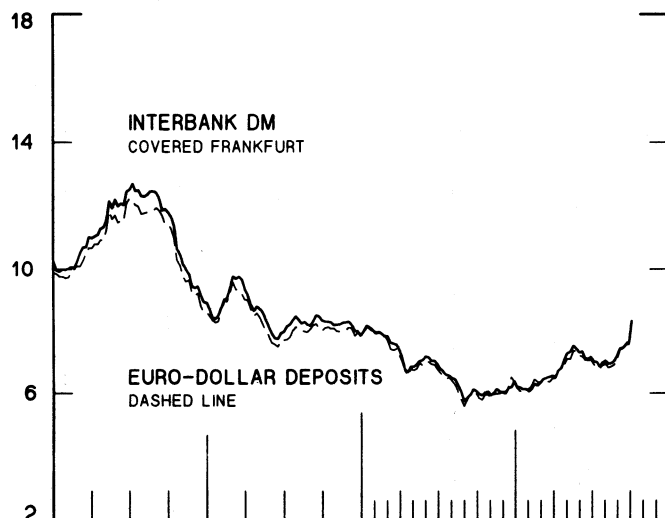
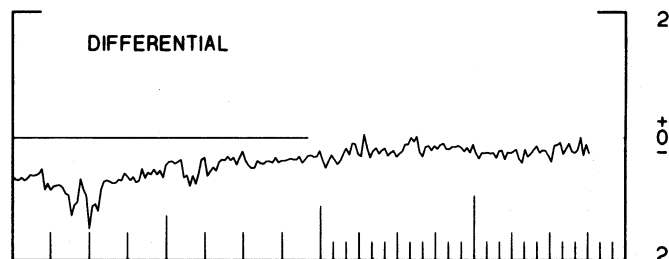
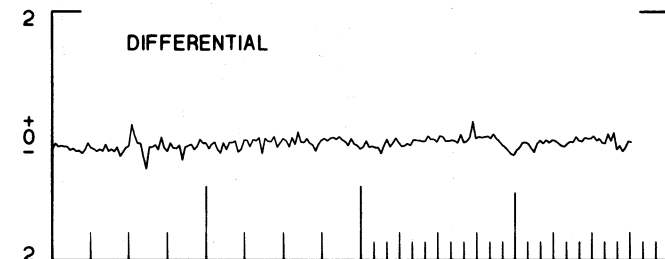
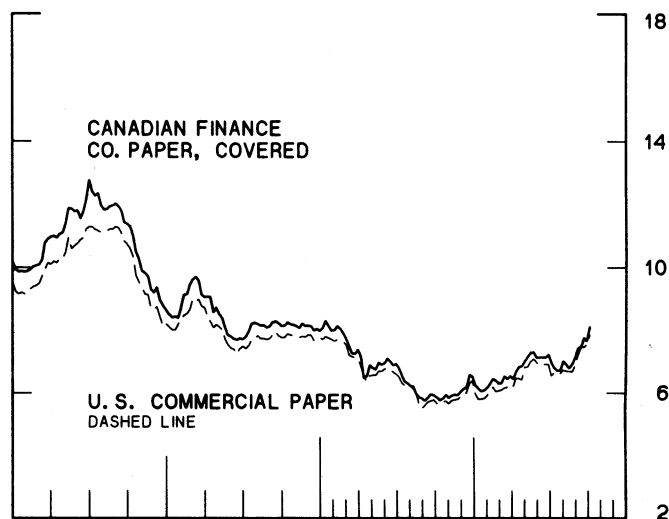
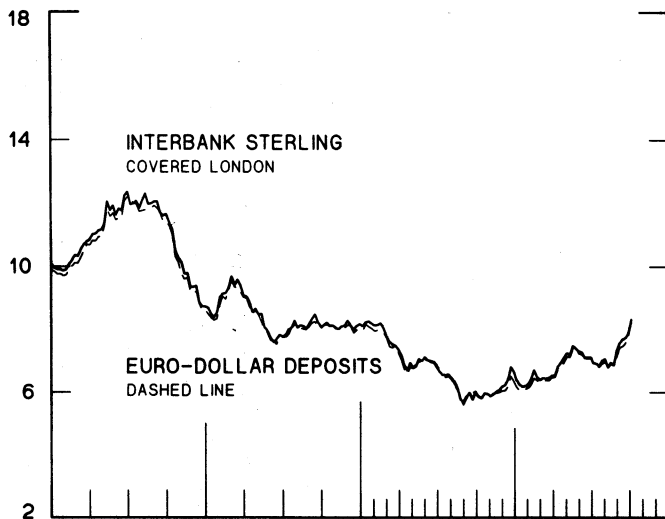
1 PERCENT ON DIFFERENTIAL SCALE = 2 PERCENT ON RATE SCALE

INTEREST ARBITRAGE: 3-MONTH FUNDS

DIFFERENTIAL: PLUS(+), INDICATES FAVOR DOLLAR ASSETS
AVERAGES FOR WEEK ENDING WEDNESDAY

PERCENT PER ANNUM

PERCENT PER ANNUM



1985

1987

1985

1987

1 PERCENT ON DIFFERENTIAL SCALE = 2 PERCENT ON RATE SCALE

CHART 9
LONG-TERM GOVERNMENT BOND YIELDS
 WEEKLY SERIES

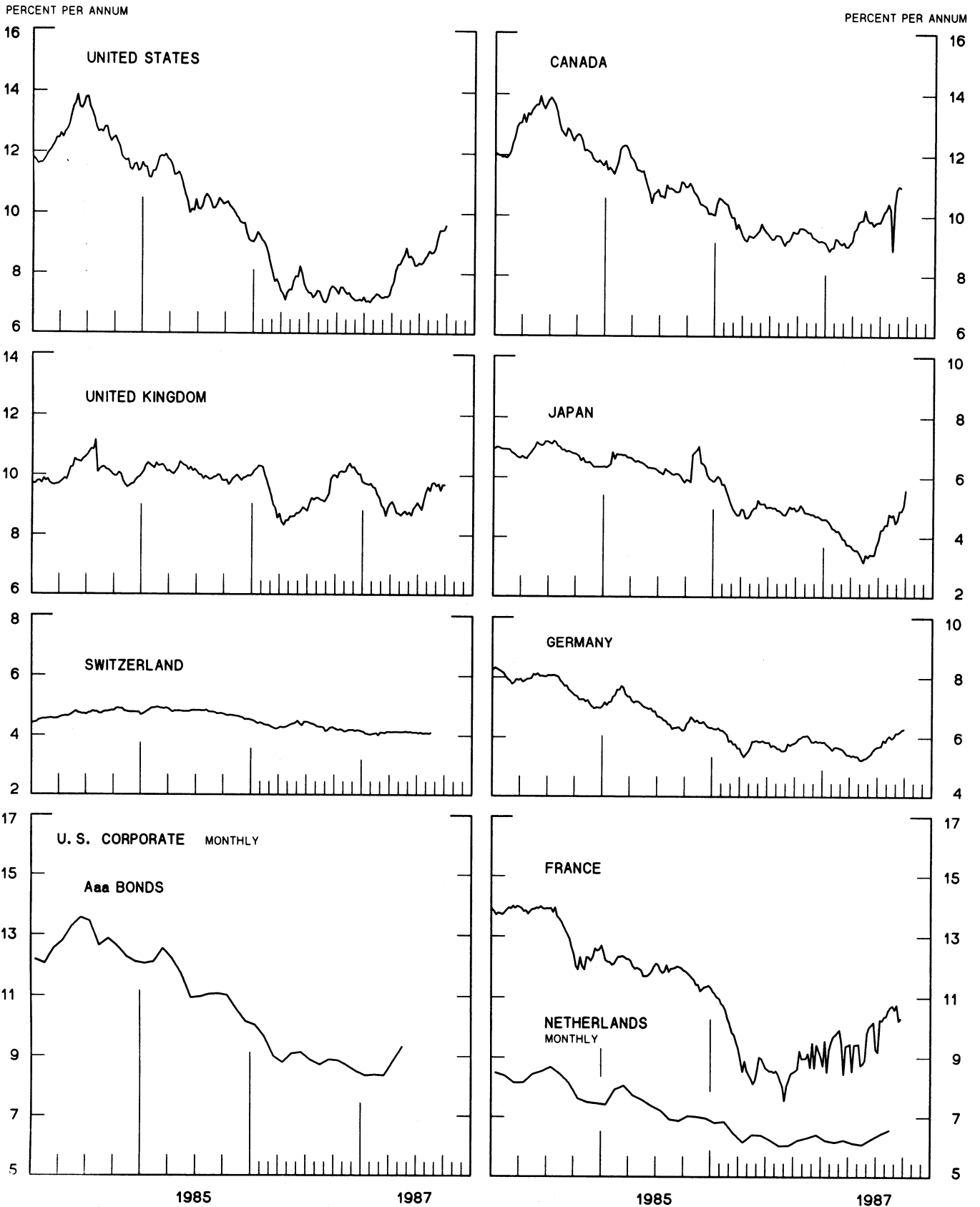
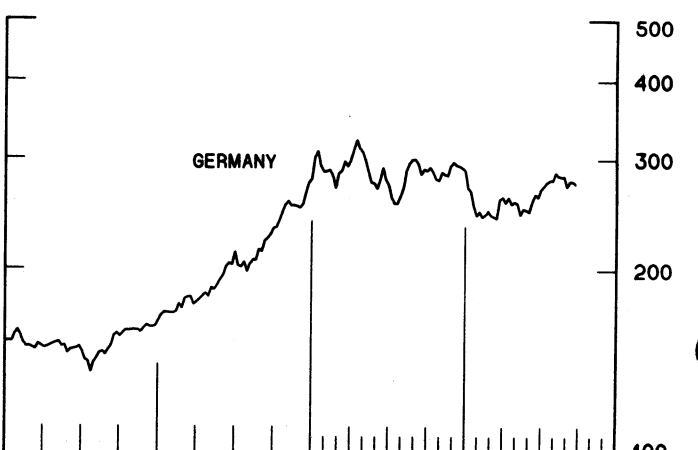
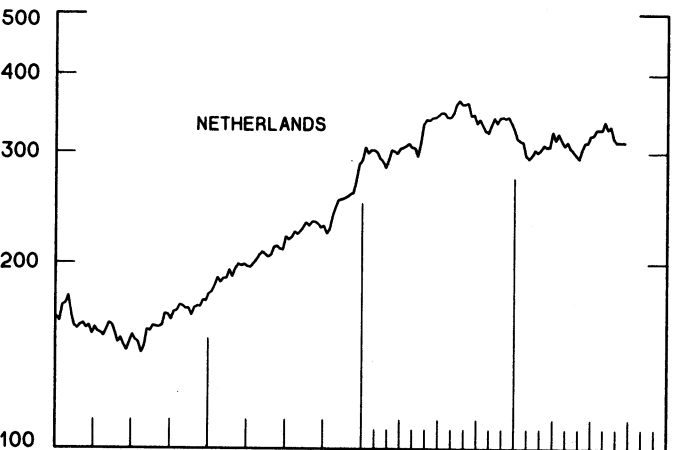
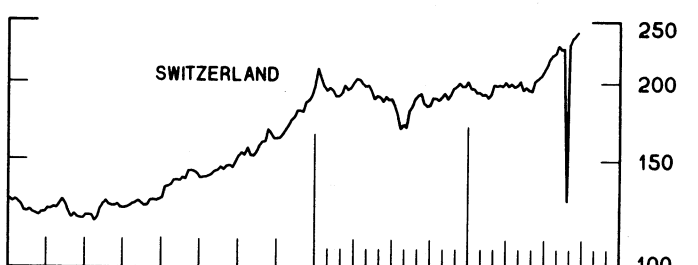
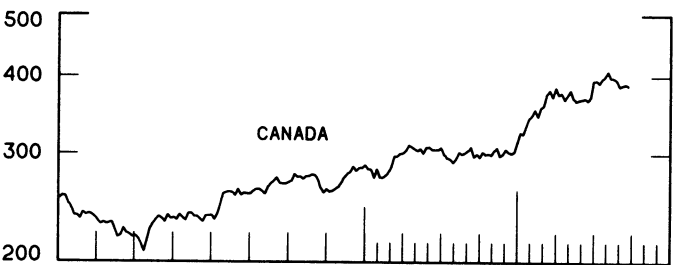
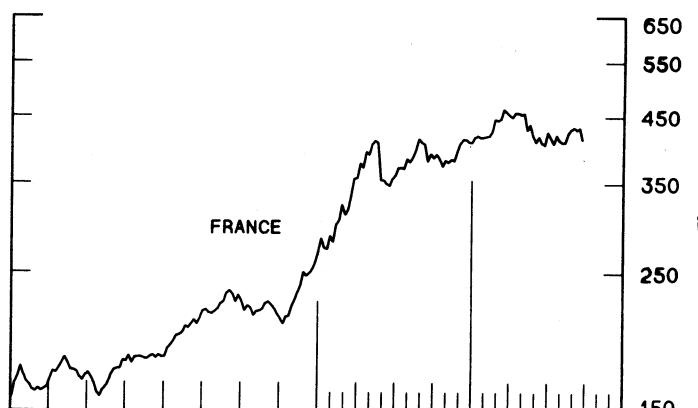
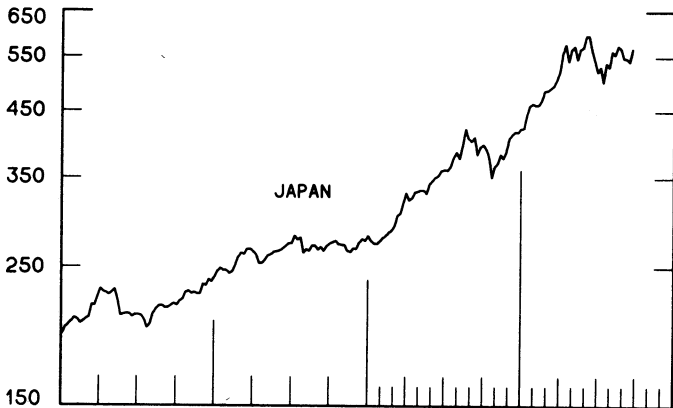
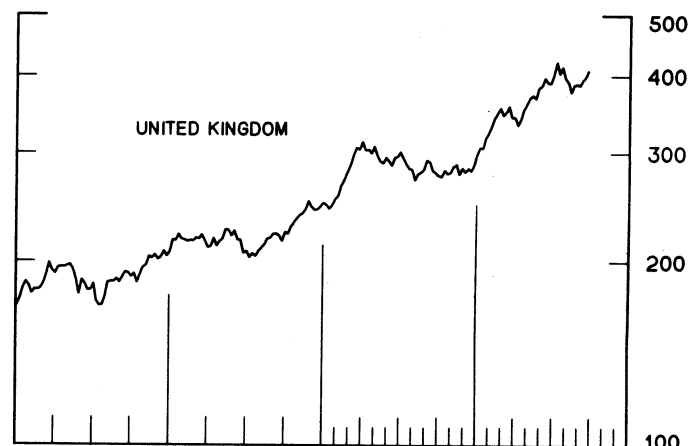
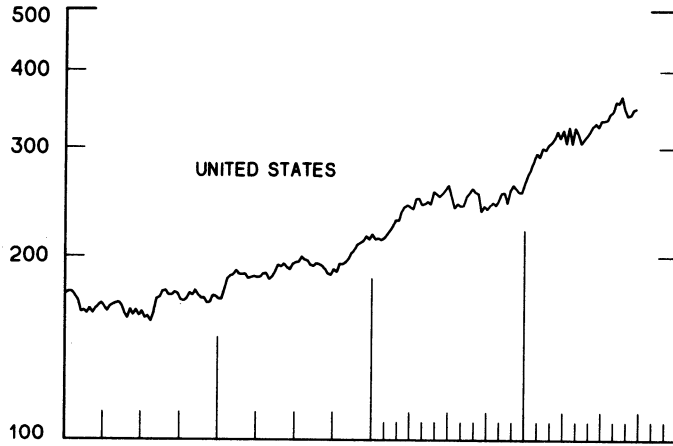


CHART 10
INDUSTRIAL STOCK INDICES
WEEKLY SERIES

RATIO SCALE
1969=100

RATIO SCALE
1969=100



1985

1987

1985

1987

SERIES NAME

LAST VALUE PLOTTED
DATE VALUE

CHART 1. SPOT EXCHANGE RATES AND INDICES

WEEKLY AVERAGES, NOON BUYING RATES (U.S. CENTS)

GERMAN MARK	OCT. 7	54.39
JAPANESE YEN	OCT. 7	0.68259
DUTCH GUILDER	OCT. 7	48.33
U.K. POUND	OCT. 7	162.68
CANADIAN DOLLAR	OCT. 7	76.52
FRENCH FRANC	OCT. 7	16.34
SWISS FRANC	OCT. 7	65.28
BELGIAN FRANC	OCT. 7	2.61990
ITALIAN LIRA	OCT. 7	0.07536
SWEDISH KRONA	OCT. 7	15.51

INDICES, MARCH 1973 BASE RATES = 100

GERMAN MARK	OCT. 7	153.00
JAPANESE YEN	OCT. 7	178.72
DUTCH GUILDER	OCT. 7	138.75
U.K. POUND	OCT. 7	65.80
CANADIAN DOLLAR	OCT. 7	76.26
FRENCH FRANC	OCT. 7	73.62
SWISS FRANC	OCT. 7	210.01
BELGIAN FRANC	OCT. 7	103.24
ITALIAN LIRA	OCT. 7	42.81

WEIGHTED AVERAGE EXCHANGE VALUE INDICES, MAR 1973 = 100
(G-10 COUNTRIES PLUS SWITZERLAND)

U.S. DOLLAR	OCT. 7	98.43
GERMAN MARK	OCT. 7	163.84
JAPANESE YEN	OCT. 7	188.94
DUTCH GUILDER	OCT. 7	140.06
U.K. POUND	OCT. 7	62.14
CANADIAN DOLLAR	OCT. 7	73.68
FRENCH FRANC	OCT. 7	70.10
SWISS FRANC	OCT. 7	211.81
BELGIAN FRANC	OCT. 7	102.06
ITALIAN LIRA	OCT. 7	39.58
SWEDISH KRONA	OCT. 7	66.92

CHART 2. 3-MONTH FORWARD EXCHANGE RATES, PREMIUM OR DISCOUNT

CANADIAN DOLLAR	OCT. 7	-1.34
U.K. POUND	OCT. 7	-1.79
GERMAN MARK	OCT. 7	3.72
FRENCH FRANC	OCT. 7	-0.05
SWISS FRANC	OCT. 7	4.06
DUTCH GUILDER	OCT. 7	2.68
JAPANESE YEN	OCT. 7	3.60
ITALIAN LIRA	OCT. 7	-3.87

SERIES NAME	LAST VALUE PLOTTED DATE	VALUE
CHART 3. GOLD PRICE IN LONDON, AFTERNOON FIXING		
U.S. DOLLARS PER FINE OUNCE	OCT. 7	456.36
CHART 4. CALL MONEY RATES		
U.S. FEDERAL FUNDS	OCT. 7	7.43
OVERNIGHT EURO-DOLLAR DEPOSITS	OCT. 7	7.24
U. K.	OCT. 7	9.85
CANADA	OCT. 7	8.85
GERMANY	OCT. 7	3.74
JAPAN	OCT. 7	3.46
FRANCE	OCT. 7	7.50
NETHERLANDS	OCT. 7	5.08
SWITZERLAND	OCT. 7	1.00
CHART 5. 3-MONTH INTEREST RATES		
U.S. 90-DAY CD'S, SECONDARY MARKET	OCT. 7	8.07
GERMAN INTERBANK LOAN	OCT. 7	4.55
JAPANESE GENSAKI RATE	OCT. 7	3.88
CANADIAN FINANCE PAPER	OCT. 7	9.47
INTERBANK STERLING	OCT. 7	10.15
SWISS INTERBANK LOAN	OCT. 7	4.00
FRENCH INTERBANK RATE	OCT. 7	7.95
NETHERLANDS INTERBANK RATE	OCT. 7	5.54
WEIGHTED AVERAGE FOREIGN INTEREST RATE (G-10 COUNTRIES PLUS SWITZERLAND)	OCT. 7	6.57
CHART 6. EURO-DOLLAR DEPOSIT RATES: LONDON		
OVERNIGHT	OCT. 7	7.24
7-DAY	OCT. 7	7.35
1-MONTH	OCT. 7	7.60
3-MONTH	OCT. 7	8.24
6-MONTH	OCT. 7	8.41
1-YEAR	OCT. 7	8.91
CHART 7. SELECTED EURO-DOLLAR AND U.S. MONEY MARKET RATES		
OVERNIGHT EURO-DOLLAR DEPOSITS	OCT. 7	7.24
U.S. FEDERAL FUNDS	OCT. 7	7.43
DIFFERENTIAL	OCT. 7	-0.19
3-MONTH EURO-DOLLAR DEPOSIT RATE	OCT. 7	8.24
U.S. 90-DAY CD'S, SECONDARY MARKET	OCT. 7	8.07
DIFFERENTIAL	OCT. 7	0.17

SERIES NAME

LAST VALUE PLOTTED
DATE VALUE

CHART 8. INTEREST ARBITRAGE, 3-MONTH FUNDS

EURO-DOLLAR DEPOSIT	OCT. 7	8.24
INTERBANK STERLING (LONDON), COVERED	OCT. 7	8.32
DIFFERENTIAL	OCT. 7	-0.08
U.S. COMMERCIAL PAPER	OCT. 7	7.84
CANADIAN FINANCE PAPER, COVERED	OCT. 7	8.10
DIFFERENTIAL	OCT. 7	-0.26
EURO-DOLLAR DEPOSIT	OCT. 7	8.24
INTERBANK DM (FRANKFURT), COVERED	OCT. 7	8.32
DIFFERENTIAL	OCT. 7	-0.08
EURO-DOLLAR DEPOSIT	OCT. 7	8.24
SWISS INTERBANK, COVERED	OCT. 7	8.10
DIFFERENTIAL	OCT. 7	0.14

CHART 9. LONG TERM GOVERNMENT BOND YIELDS

UNITED STATES	OCT. 2	9.61
GERMANY	OCT. 2	6.29
JAPAN	SEPT. 25	5.59
SWITZERLAND	AUG. 21	4.09
CANADA	SEPT. 11	10.95
FRANCE	SEPT. 25	10.32
NETHERLANDS (MONTHLY)	AUG.	6.56
UNITED KINGDOM	OCT. 2	9.69


U.S. CORPORATE

AAA BONDS	MAY	9.33
-----------	-----	------

CHART 10. STOCK INDICES

UNITED STATES	SEPT. 30	348.00
UNITED KINGDOM	SEPT. 30	407.54
CANADA	SEPT. 30	386.50
GERMANY	SEPT. 30	274.98
SWITZERLAND	SEPT. 30	240.74
NETHERLANDS	SEPT. 30	311.31
FRANCE	SEPT. 30	412.96
JAPAN	SEPT. 30	566.54

FEDERAL RESERVE statistical release



H.10(512)

OCTOBER 9, 1987

FOREIGN EXCHANGE RATES

FOR THE WEEK ENDING OCTOBER 9, 1987

The Board of Governors of the Federal Reserve System is advised that the Federal Reserve Bank of New York has certified for customs purposes the following noon buying rates in New York City for cable transfers payable in foreign currencies:

COUNTRY	MONETARY UNIT	(CURRENCY UNITS PER DOLLAR)				
		OCT. 5	OCT. 6	OCT. 7	OCT. 8	OCT. 9
*AUSTRALIA	DOLLAR	71.42	71.77	72.37	72.35	72.44
AUSTRIA	SCHILLING	12.975	12.918	12.855	12.833	12.775
BELGIUM	FRANC	38.260	38.090	37.920	37.860	37.710
CANADA	DOLLAR	1.3090	1.3049	1.3052	1.3040	1.3070
CHINA, P. R.	YUAN	3.7314	3.7314	3.7314	3.7314	3.7314
DENMARK	KRONE	7.0930	7.0560	7.0220	7.0020	6.9710
FINLAND	MARKKA	4.4320	4.4130	4.3950	4.3860	4.3695
FRANCE	FRANC	6.1330	6.1100	6.0800	6.0690	6.0430
GERMANY	D. MARK	1.8427	1.8355	1.8260	1.8225	1.8140
GREECE	DRACHMA	141.050	140.600	140.050	139.850	139.450
HONG KONG	DOLLAR	7.8102	7.8085	7.8085	7.8070	7.8085
INDIA	RUPEE	13.1000	13.0600	13.0600	13.0800	13.0600
*IRELAND	POUND	145.50	146.20	147.00	147.20	147.80
ITALY	LIRA	1330.00	1324.50	1317.25	1315.25	1309.50
JAPAN	YEN	146.85	146.71	145.65	144.89	143.85
MALAYSIA	RINGGIT	2.5445	2.5495	2.5479	2.5460	2.5370
NETHERLANDS	GUILDER	2.0735	2.0655	2.0550	2.0515	2.0420
*NEW ZEALAND	DOLLAR	64.800	65.410	66.230	66.580	65.930
NORWAY	KRONE	6.7390	6.7200	6.6770	6.6665	6.6400
PORTUGAL	ESCUDO	145.050	144.620	144.250	144.000	143.600
SINGAPORE	DOLLAR	2.1005	2.0978	2.0975	2.0980	2.0950
*SOUTH AFRICA	RAND	48.00	48.45	48.47	48.41	48.55
SOUTH KOREA	WON	809.70	809.80	809.80	809.80	809.80
SPAIN	PESETA	122.250	121.890	121.270	121.120	120.600
SRI LANKA	RUPEE	30.247	30.247	30.305	30.290	30.290
SWEDEN	KRONA	6.4600	6.4370	6.4125	6.4020	6.3780
SWITZERLAND	FRANC	1.5355	1.5307	1.5240	1.5187	1.5090
TAIWAN	DOLLAR	30.020	30.030	NA	30.030	30.030
THAILAND	BAHT	25.870	25.880	25.870	25.830	25.800
*UNITED KINGDOM	POUND	162.38	163.20	164.03	164.25	165.07
MEMO:						
*UNITED STATES	DOLLAR	98.63	98.28	97.81	97.60	97.18

#INDEX OF WEIGHTED AVERAGE EXCHANGE VALUE OF U.S. DOLLAR AGAINST CURRENCIES OF OTHER G-10 COUNTRIES. MARCH 1973 = 100. WEIGHTS ARE 1972-76 GLOBAL TRADE OF EACH OF THE 10 COUNTRIES. SERIES REVISED AS OF AUGUST 1978. FOR DESCRIPTION AND BACK DATA, SEE "INDEX OF THE WEIGHTED-AVERAGE EXCHANGE VALUE OF THE U.S. DOLLAR: REVISION" ON PAGE 700 OF THE AUGUST 1978 FEDERAL RESERVE BULLETIN.

*VALUE IS U.S. CENTS