

**LIBRARY**

**OCT 08 1987**

(516/517)  
FEDERAL RESERVE  
BANK OF CHICAGO

5-440

**DATA FILE  
LIBRARY  
FEDERAL RESERVE BANK  
OF CHICAGO**

# Selected Interest & Exchange Rates

## Weekly Series of Charts

**October 5, 1987**

Prepared by the  
**FINANCIAL MARKETS  
SECTION**

**DIVISION OF  
INTERNATIONAL FINANCE**

**BOARD OF GOVERNORS  
FEDERAL RESERVE SYSTEM  
Washington, D.C. 20551**

---

# Table of Contents

## TABLES

1. LATEST FIGURES PLOTTED
2. DAILY CERTIFIED SPOT EXCHANGE RATES-- H.10 RELEASE

## CHARTS

1. SPOT EXCHANGE RATE INDICES
2. 3-MONTH FORWARD EXCHANGE RATES
3. GOLD PRICE--LONDON
4. CALL MONEY RATES
5. 3-MONTH INTEREST RATES
6. EURO-DOLLAR DEPOSIT RATES
7. SELECTED EURO-DOLLAR AND U.S. MONEY MARKET RATES
8. INTEREST ARBITRAGE: 3-MONTH FUNDS
9. LONG-TERM GOVERNMENT BOND YIELDS
10. INDUSTRIAL STOCK INDICES

## SUBSCRIPTION RATES:

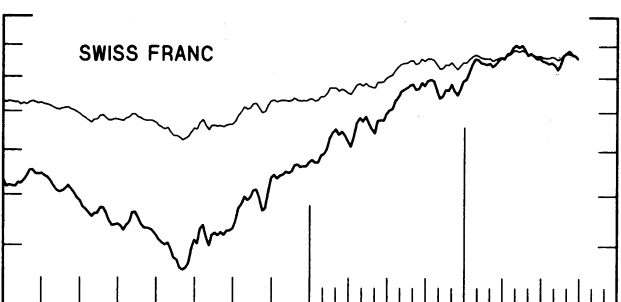
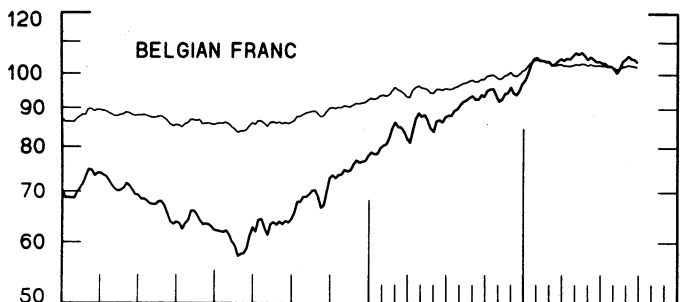
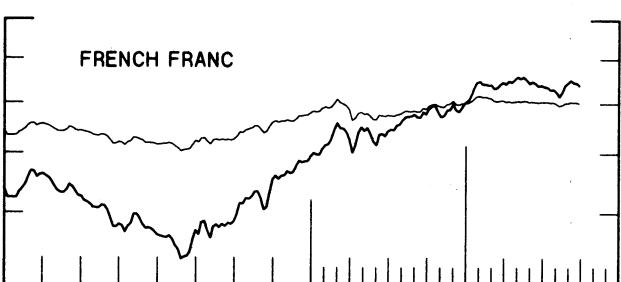
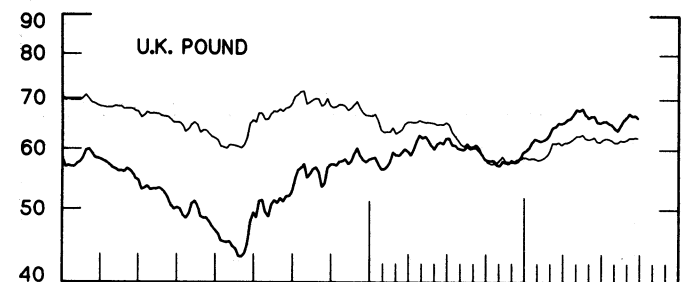
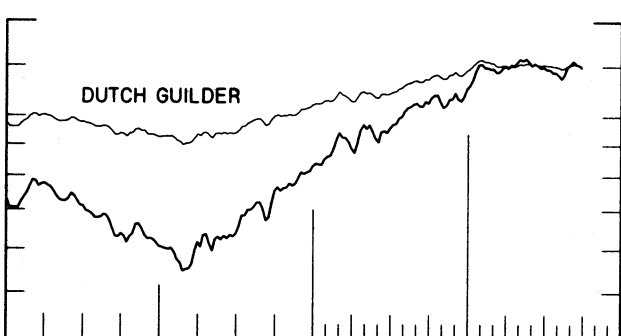
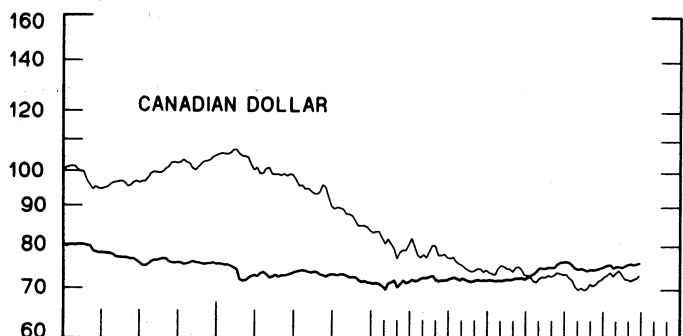
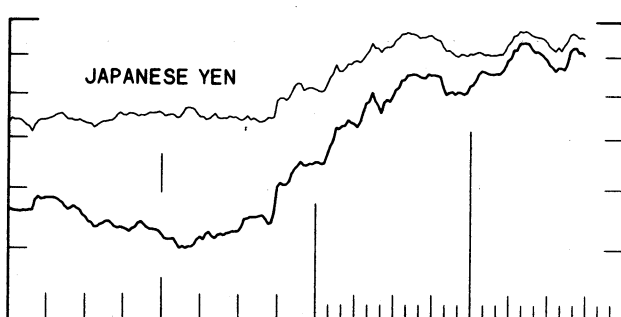
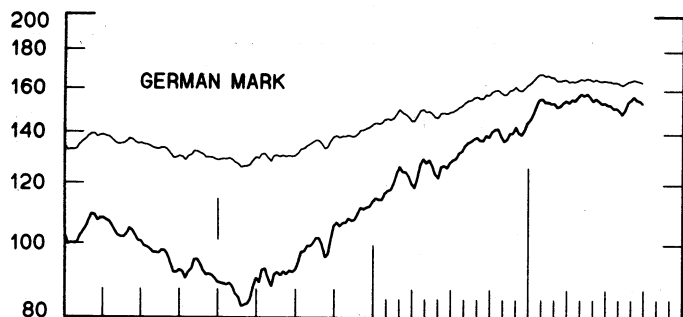
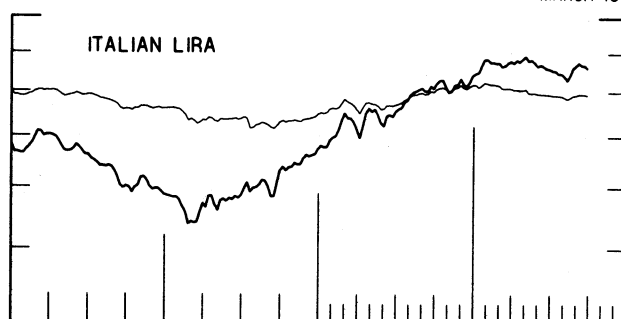
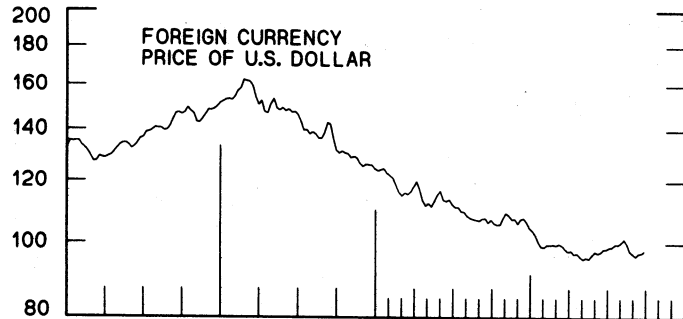
Weekly \$15.00 per year or \$.40 each in the United States, its possessions, Canada, and Mexico; 10 or more of the same issue to one address, \$13.50 per year or \$.35 each. Elsewhere, \$20.00 per year or \$.50 each. Address requests to Publications Services, Division of Administrative Services, and make payment remittance payable to the order of the Board of Governors of the Federal Reserve System in a form collectible at par in U.S. Currency.

# SPOT EXCHANGE INDICES

DOLLAR PRICES OF FOREIGN CURRENCIES AND WEIGHTED AVERAGE VALUES (THIN LINE)  
AVERAGES FOR WEEK ENDING WEDNESDAY

RATIO SCALE  
MARCH 1973=100

RATIO SCALE  
MARCH 1973=100



1985

1987

1985

1987

CHART 2  
**3-MONTH FORWARD EXCHANGE RATES**

PREMIUM (+) OR (-)  
 AVERAGES FOR WEEK ENDING WEDNESDAY

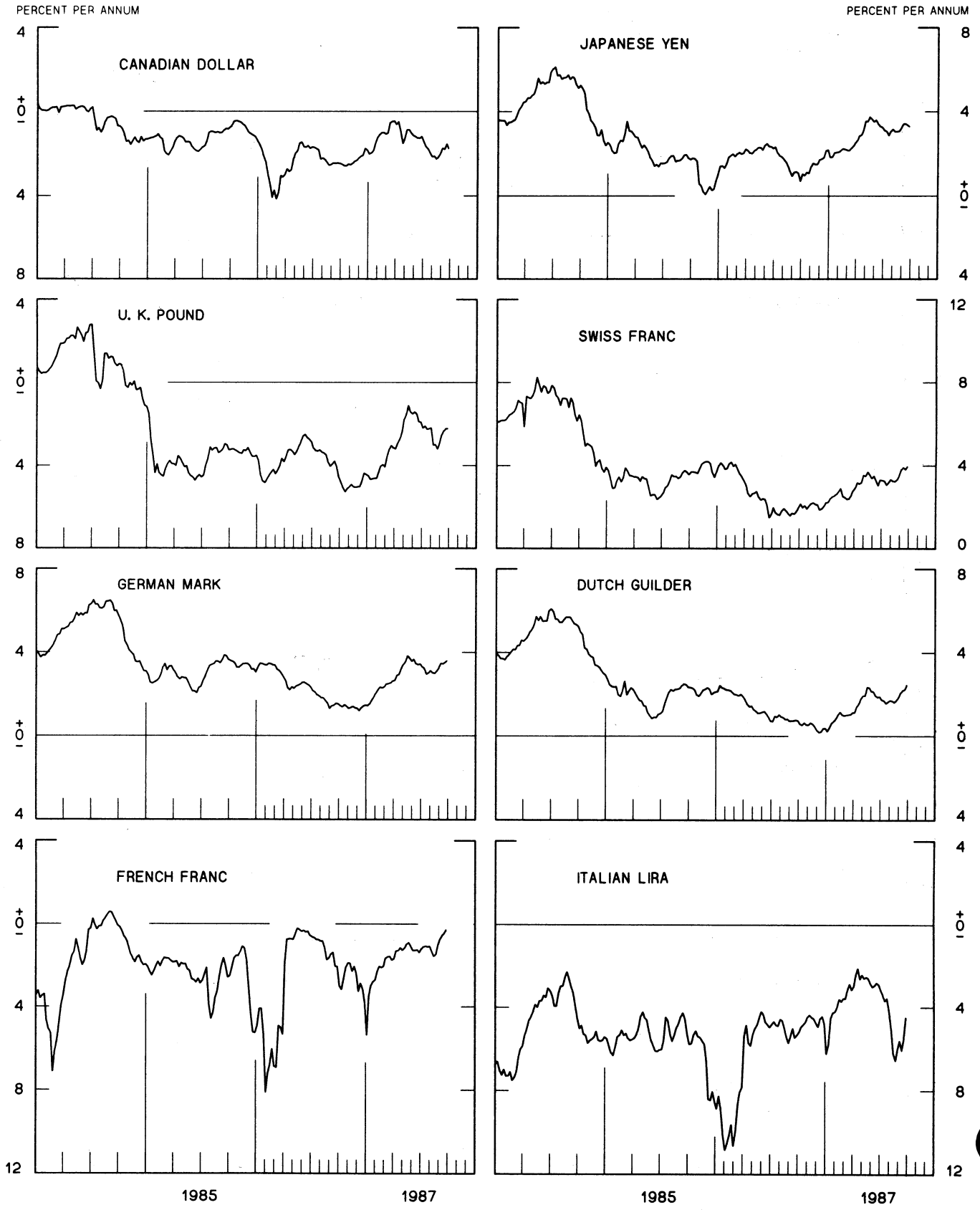


CHART 3  
PRICE OF GOLD IN LONDON  
AVERAGES FOR WEEK ENDING WEDNESDAY

U.S. DOLLARS PER FINE OUNCE

U.S. DOLLARS PER FINE OUNCE



CHART 4  
**CALL MONEY RATES**  
 WEEKLY SERIES

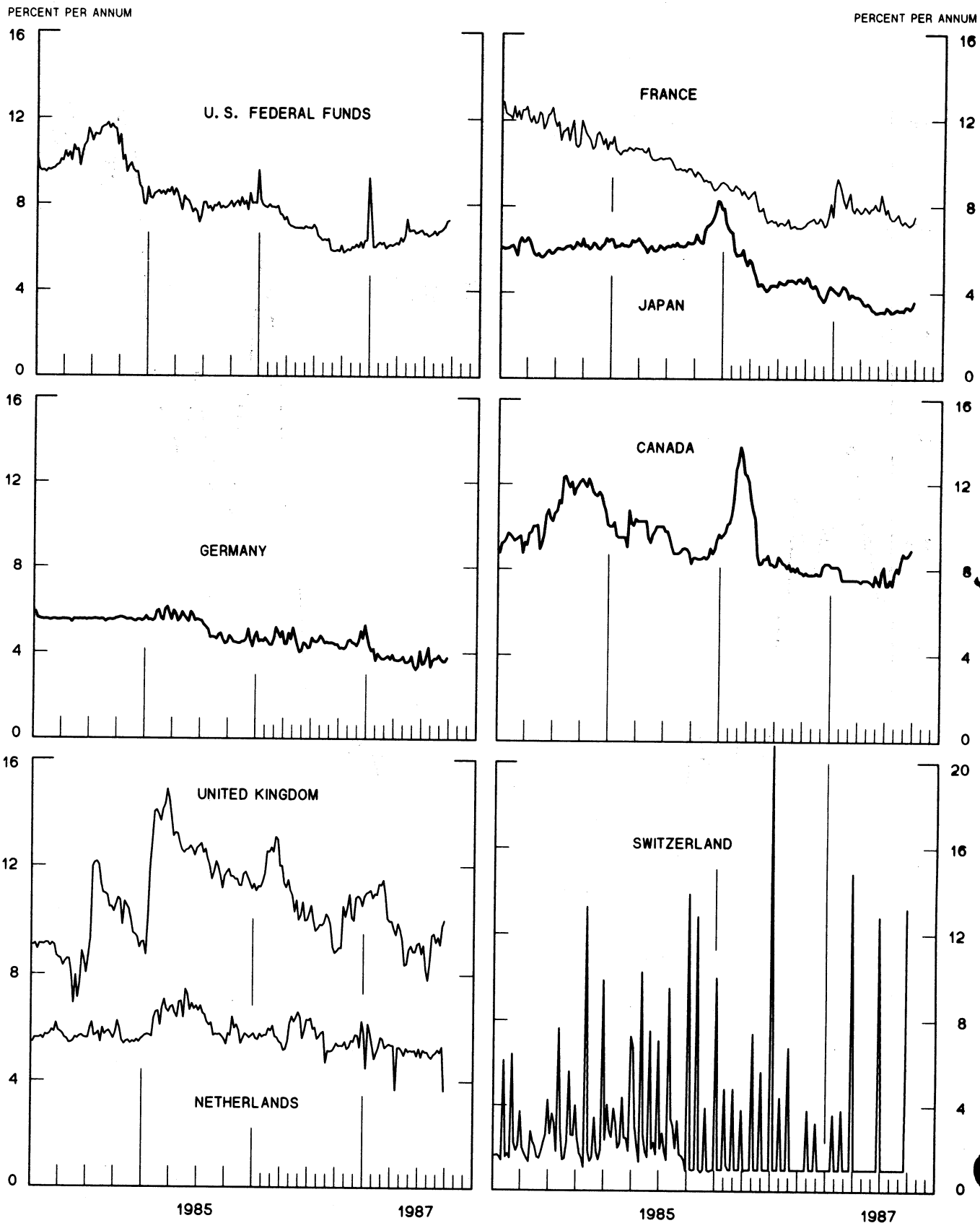


CHART 5  
**3-MONTH INTEREST RATES**  
 WEEKLY SERIES

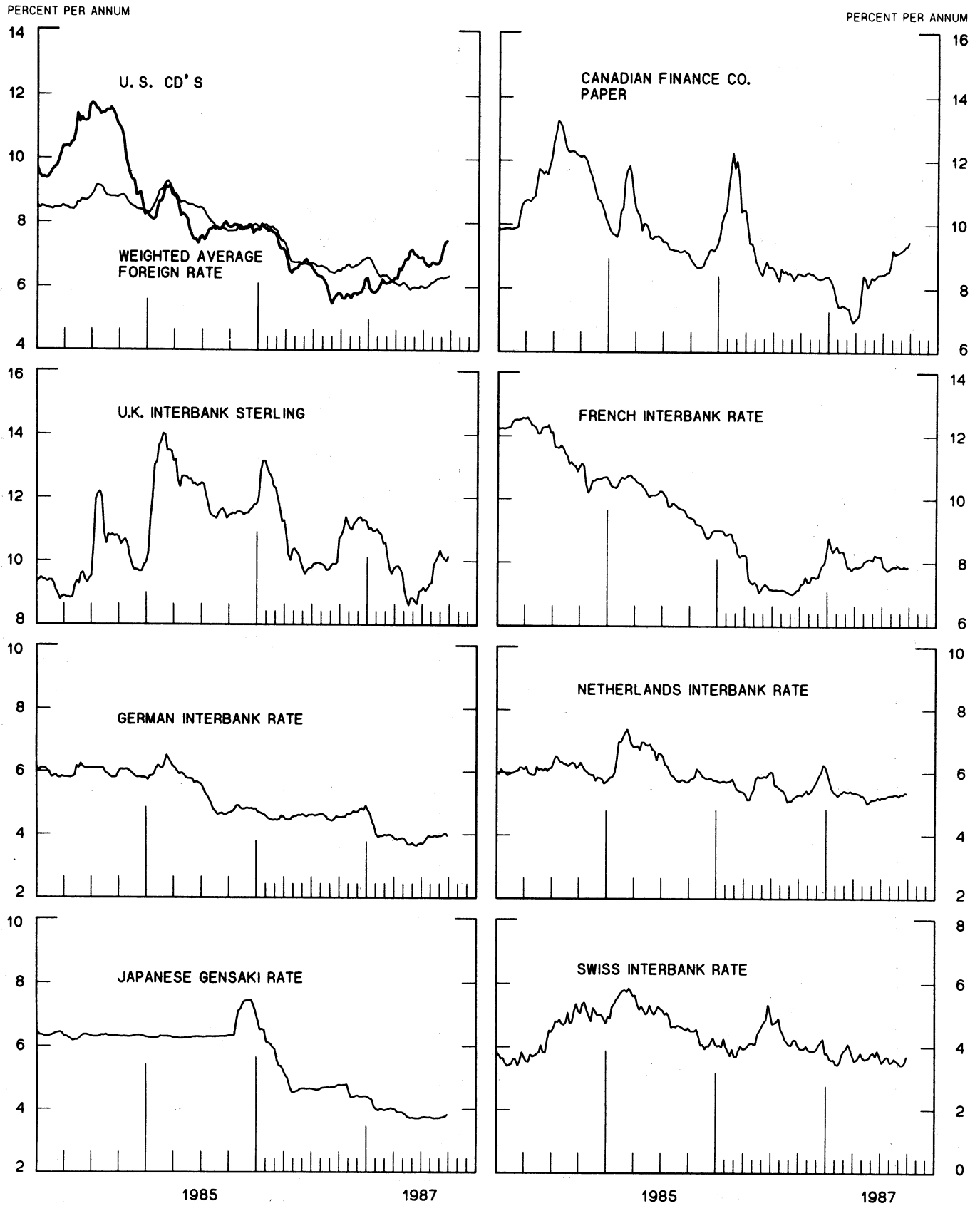


CHART 6  
**EURO-DOLLAR DEPOSIT RATES LONDON**  
AVERAGES FOR WEEK ENDING WEDNESDAY

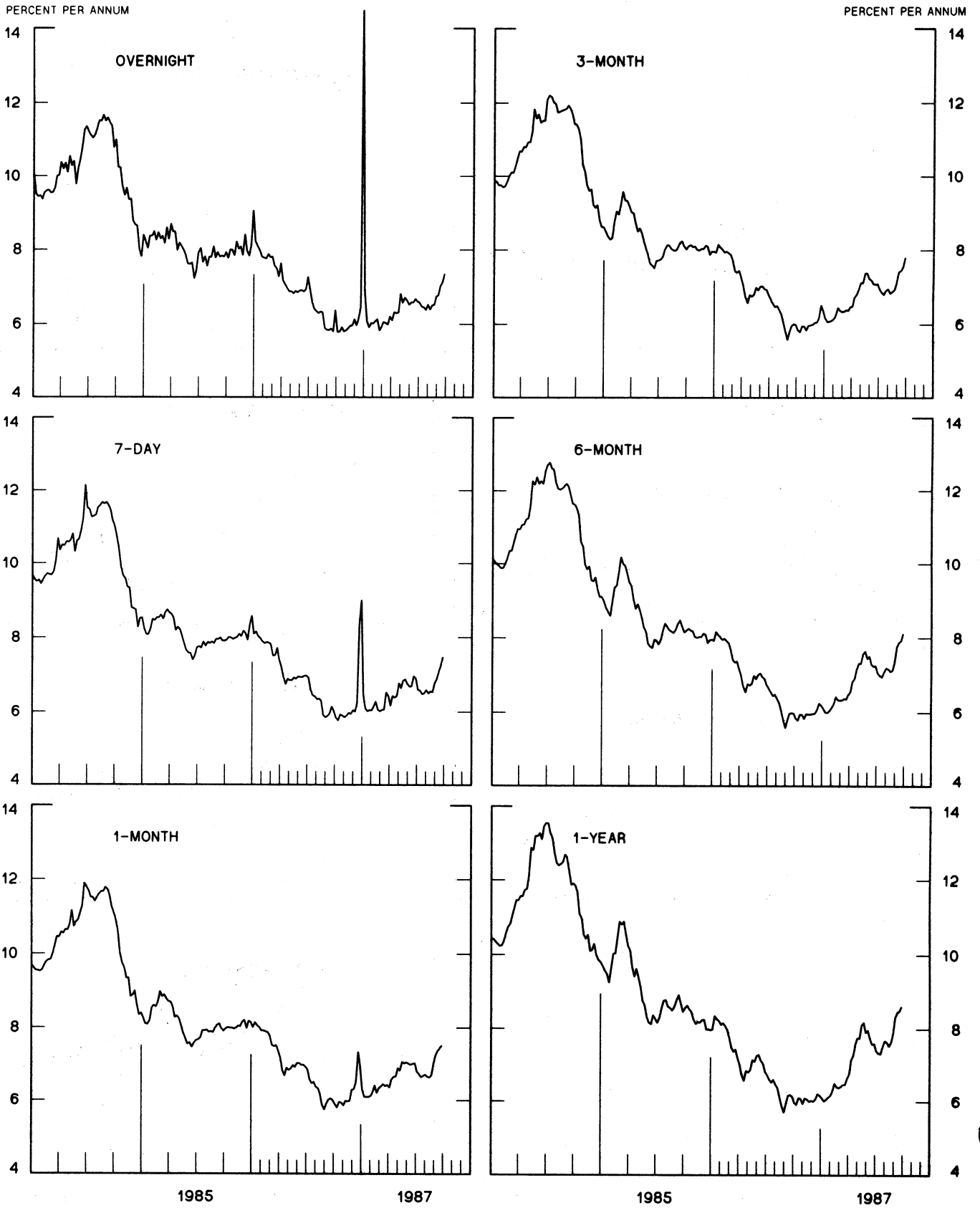
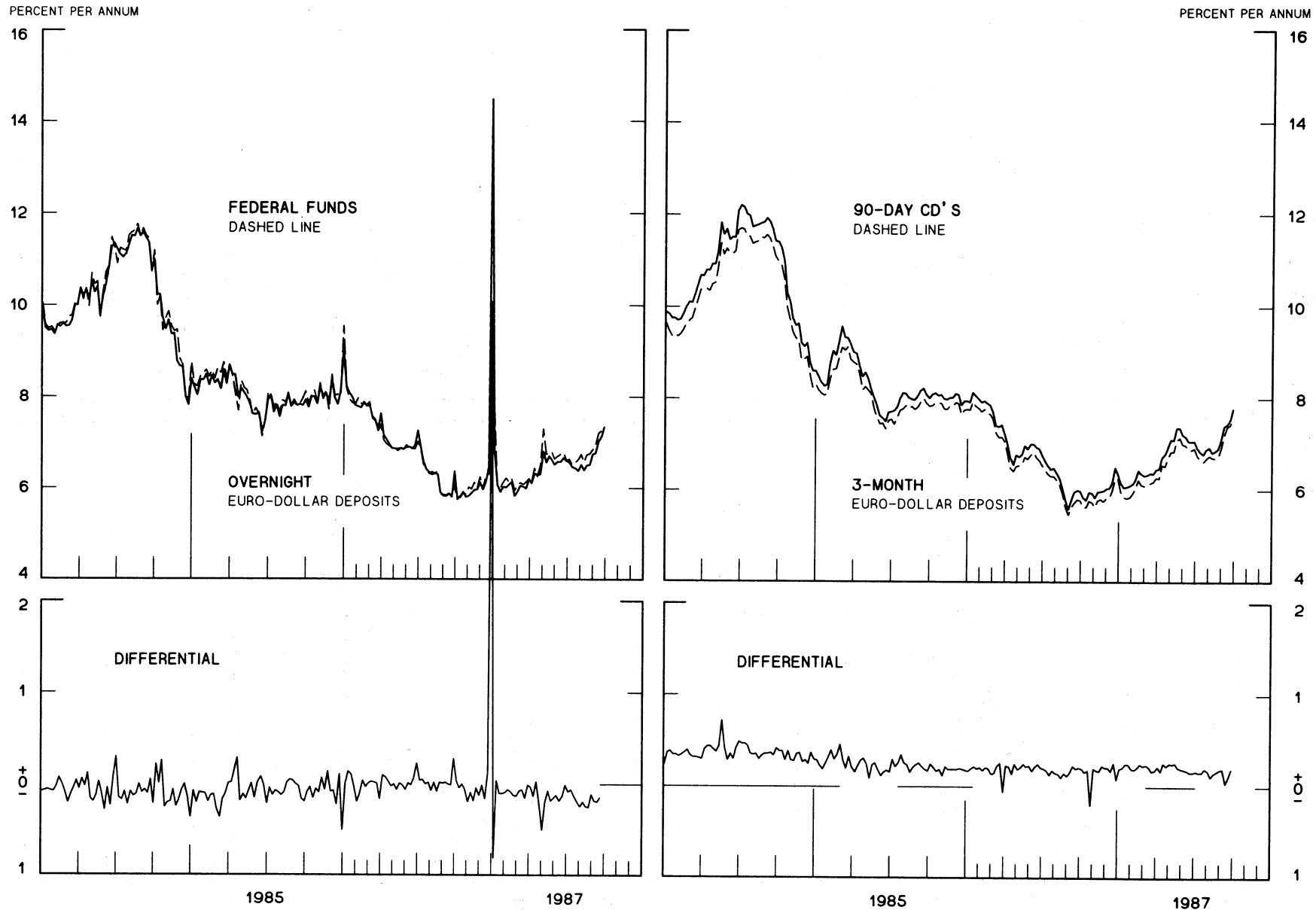




CHART 7

# SELECTED EURO-DOLLAR AND U. S. MONEY MARKET RATES

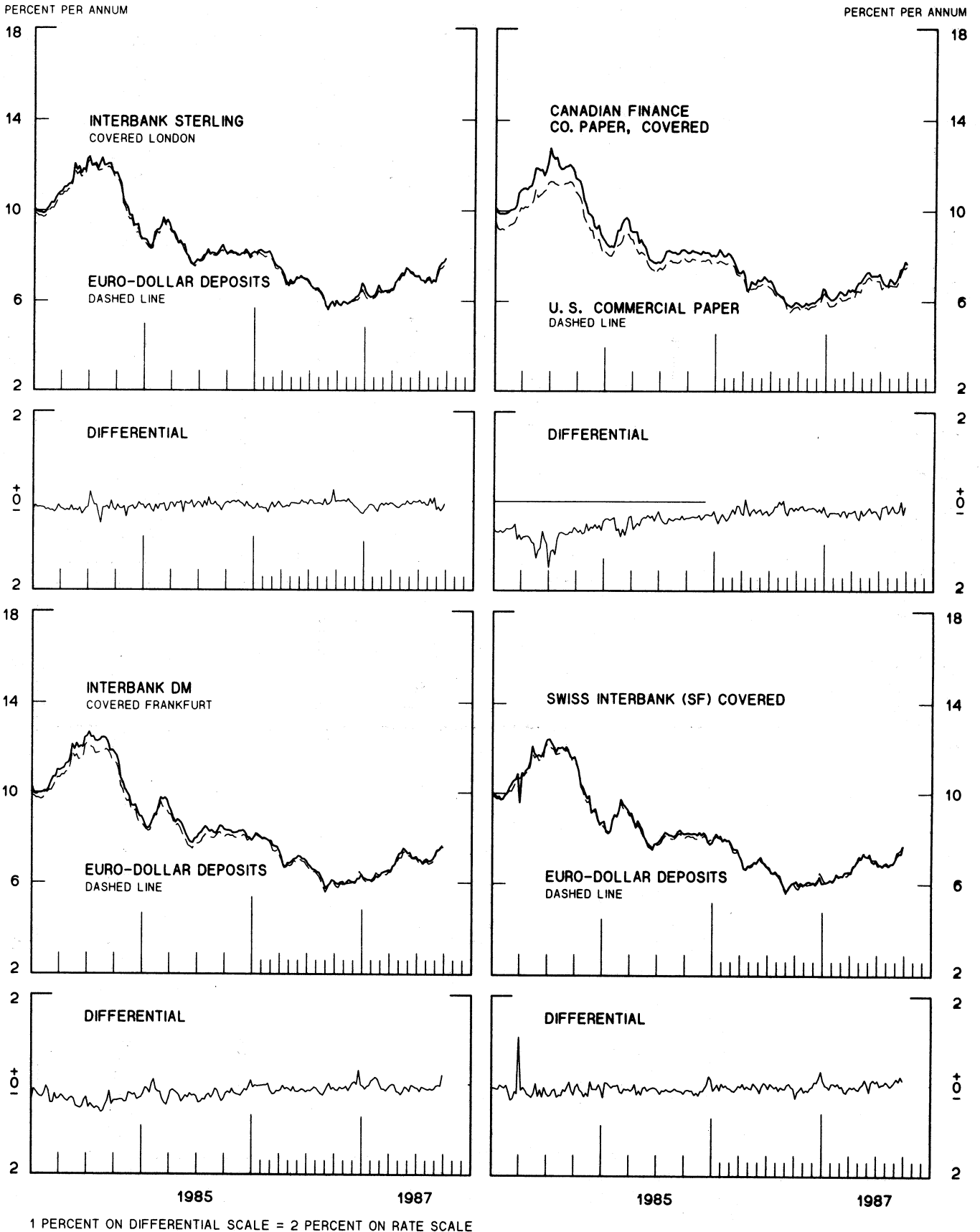
DIFFERENTIAL: PLUS(+), FAVORS BORROWING IN U. S.  
AVERAGES FOR WEEK ENDING WEDNESDAY



1 PERCENT ON DIFFERENTIAL SCALE = 2 PERCENT ON RATE SCALE

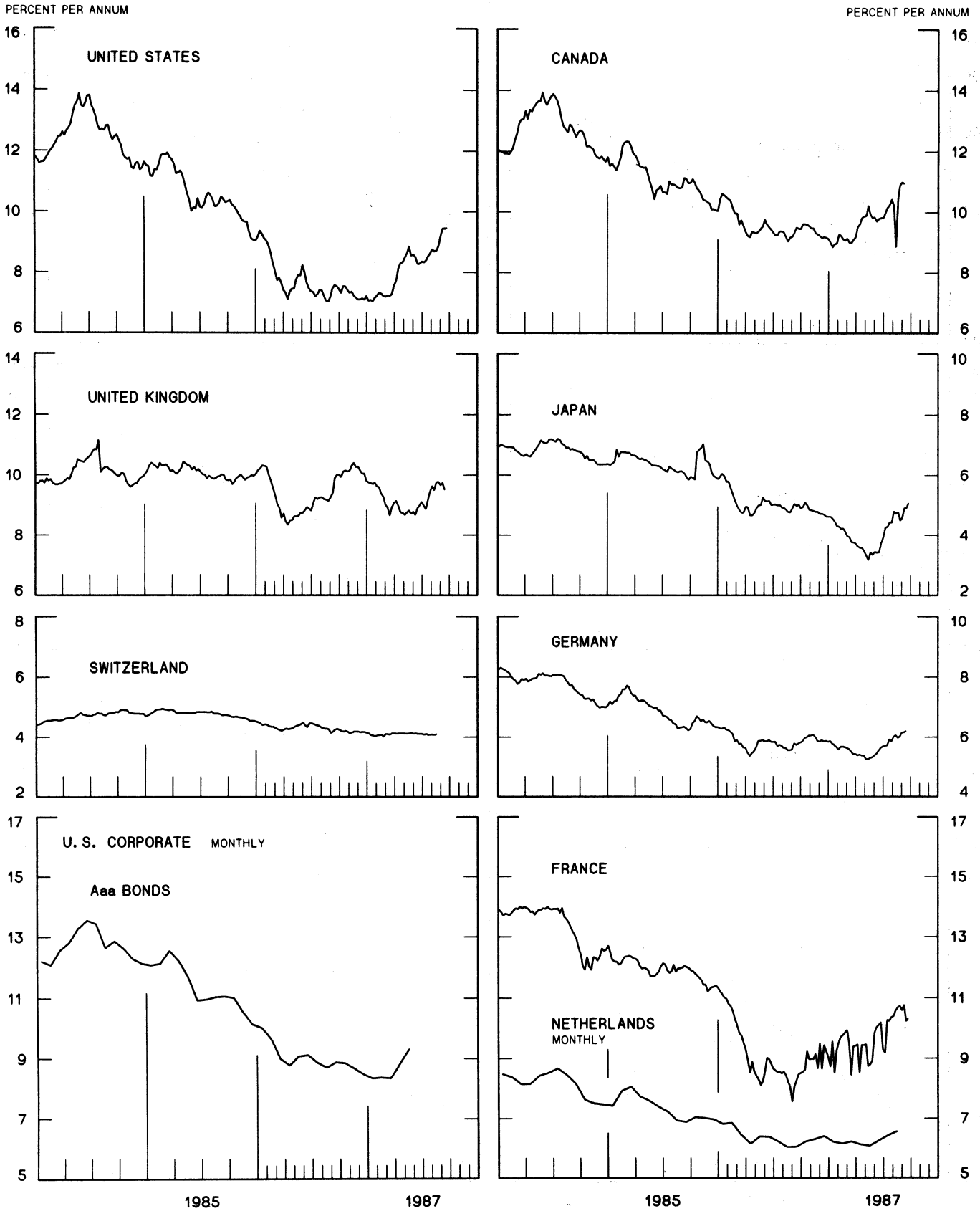
# INTEREST ARBITRAGE: 3-MONTH FUNDS

DIFFERENTIAL: PLUS(+), INDICATES FAVOR DOLLAR ASSETS  
AVERAGES FOR WEEK ENDING WEDNESDAY



1 PERCENT ON DIFFERENTIAL SCALE = 2 PERCENT ON RATE SCALE

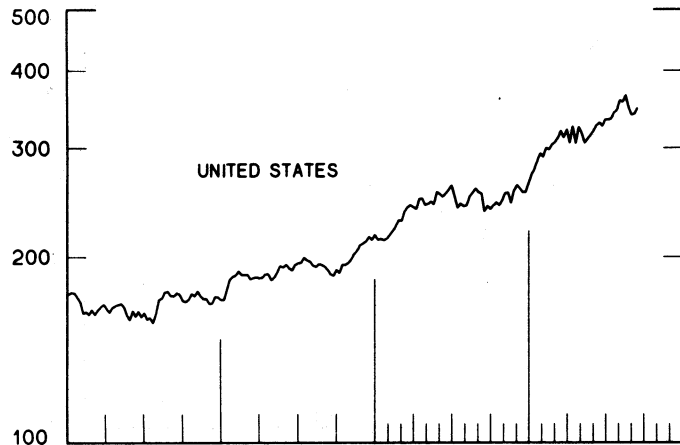
CHART 9  
**LONG-TERM GOVERNMENT BOND YIELDS**  
 WEEKLY SERIES



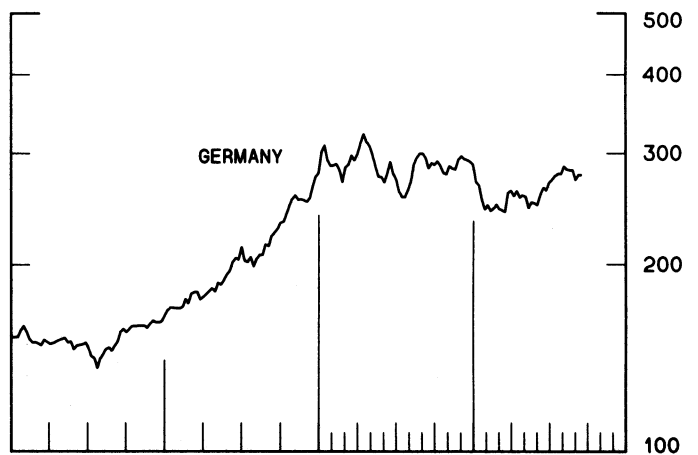
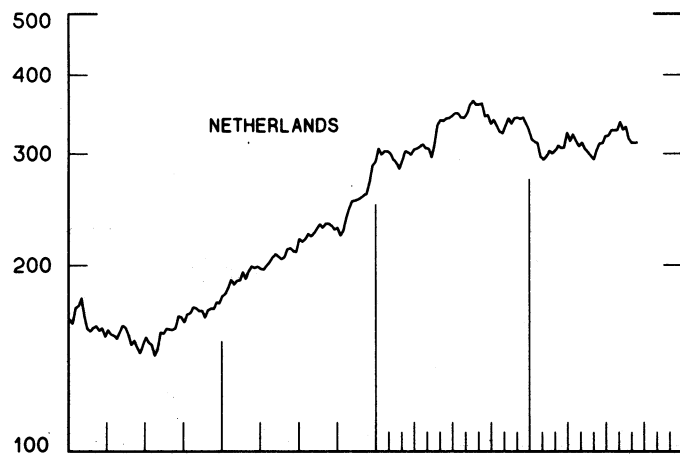
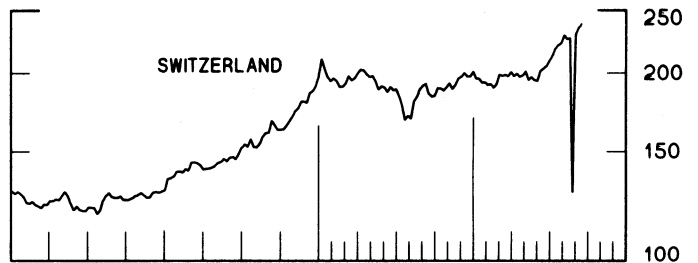
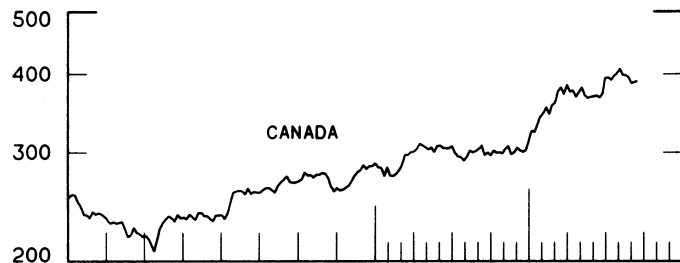
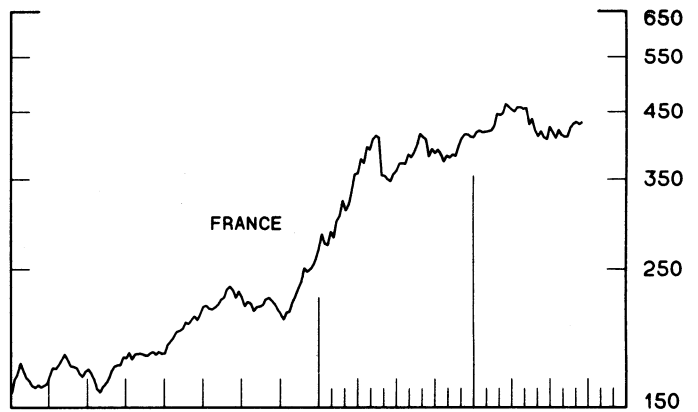
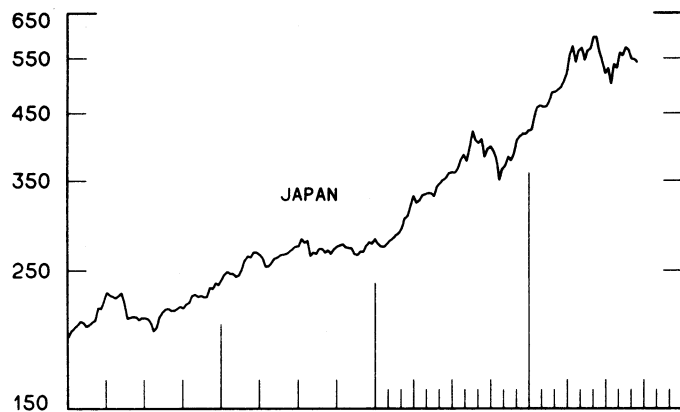
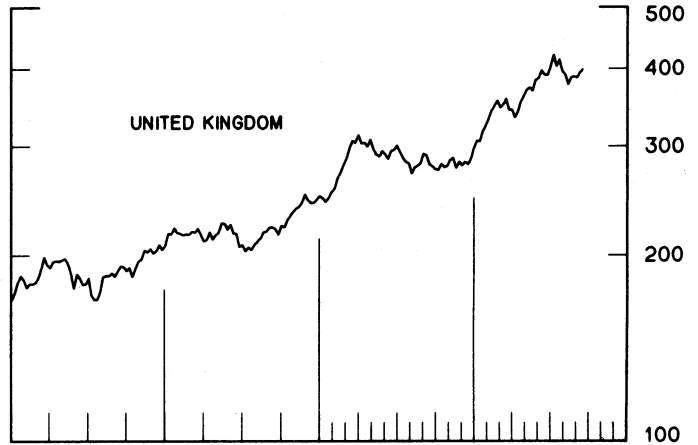
# INDUSTRIAL STOCK INDICES

WEEKLY SERIES

RATIO SCALE  
1969=100



RATIO SCALE  
1969=100



1985

1987

1985

1987

SERIES NAME

LAST VALUE PLOTTED  
DATE VALUE

CHART 1. SPOT EXCHANGE RATES AND INDICES

WEEKLY AVERAGES, NOON BUYING RATES (U.S. CENTS)

GERMAN MARK	SEPT. 30	54.65
JAPANESE YEN	SEPT. 30	0.69050
DUTCH GUILDER	SEPT. 30	48.55
U.K. POUND	SEPT. 30	163.47
CANADIAN DOLLAR	SEPT. 30	76.23
FRENCH FRANC	SEPT. 30	16.38
SWISS FRANC	SEPT. 30	65.80
BELGIAN FRANC	SEPT. 30	2.63262
ITALIAN LIRA	SEPT. 30	0.07572
SWEDISH KRONA	SEPT. 30	15.57

INDICES, MARCH 1973 BASE RATES = 100

GERMAN MARK	SEPT. 30	153.72
JAPANESE YEN	SEPT. 30	180.79
DUTCH GUILDER	SEPT. 30	139.38
U.K. POUND	SEPT. 30	66.12
CANADIAN DOLLAR	SEPT. 30	75.98
FRENCH FRANC	SEPT. 30	73.83
SWISS FRANC	SEPT. 30	211.70
BELGIAN FRANC	SEPT. 30	103.74
ITALIAN LIRA	SEPT. 30	43.01

WEIGHTED AVERAGE EXCHANGE VALUE INDICES, MAR 1973 = 100  
(G-10 COUNTRIES PLUS SWITZERLAND)

U.S. DOLLAR	SEPT. 30	97.96
GERMAN MARK	SEPT. 30	164.04
JAPANESE YEN	SEPT. 30	190.60
DUTCH GUILDER	SEPT. 30	140.19
U.K. POUND	SEPT. 30	62.22
CANADIAN DOLLAR	SEPT. 30	73.09
FRENCH FRANC	SEPT. 30	70.03
SWISS FRANC	SEPT. 30	212.75
BELGIAN FRANC	SEPT. 30	102.18
ITALIAN LIRA	SEPT. 30	39.63
SWEDISH KRONA	SEPT. 30	66.94

CHART 2. 3-MONTH FORWARD EXCHANGE RATES, PREMIUM OR DISCOUNT

CANADIAN DOLLAR	SEPT. 30	-1.79
U.K. POUND	SEPT. 30	-2.24
GERMAN MARK	SEPT. 30	3.58
FRENCH FRANC	SEPT. 30	-0.28
SWISS FRANC	SEPT. 30	3.93
DUTCH GUILDER	SEPT. 30	2.45
JAPANESE YEN	SEPT. 30	3.27
ITALIAN LIRA	SEPT. 30	-4.50

LAST VALUE PLOTTED  
DATE VALUE

SERIES NAME

CHART 3. GOLD PRICE IN LONDON, AFTERNOON FIXING

U. S. DOLLARS PER FINE OUNCE SEPT. 30 461.11

CHART 4. CALL MONEY RATES

U. S. FEDERAL FUNDS	SEPT. 23	7.26
OVERNIGHT EURO-DOLLAR DEPOSITS	SEPT. 30	7.34
U. K.	SEPT. 30	10.00
CANADA	SEPT. 30	8.92
GERMANY	SEPT. 30	3.79
JAPAN	SEPT. 30	3.59
FRANCE	SEPT. 30	7.54
NETHERLANDS	SEPT. 30	3.65
SWITZERLAND	SEPT. 30	13.20

CHART 5. 3-MONTH INTEREST RATES

U. S. 90-DAY CD'S, SECONDARY MARKET	SEPT. 30	7.59
GERMAN INTERBANK LOAN	SEPT. 30	3.95
JAPANESE GENSAKI RATE	SEPT. 30	3.83
CANADIAN FINANCE PAPER	SEPT. 30	9.47
INTERBANK STERLING	SEPT. 30	10.15
SWISS INTERBANK LOAN	SEPT. 30	3.70
FRENCH INTERBANK RATE	SEPT. 30	7.86
NETHERLANDS INTERBANK RATE	SEPT. 30	5.33
WEIGHTED AVERAGE FOREIGN INTEREST RATE (G-10 COUNTRIES PLUS SWITZERLAND)	SEPT. 30	6.34

CHART 6. EURO-DOLLAR DEPOSIT RATES: LONDON

OVERNIGHT	SEPT. 30	7.34
7-DAY	SEPT. 30	7.48
1-MONTH	SEPT. 30	7.50
3-MONTH	SEPT. 30	7.79
6-MONTH	SEPT. 30	8.11
1-YEAR	SEPT. 30	8.61

CHART 7. SELECTED EURO-DOLLAR AND U.S. MONEY MARKET RATES

OVERNIGHT EURO-DOLLAR DEPOSITS	SEPT. 30	7.34
U. S. FEDERAL FUNDS	SEPT. 23	7.26
DIFFERENTIAL	SEPT. 23	-0.14
3-MONTH EURO-DOLLAR DEPOSIT RATE	SEPT. 30	7.79
U. S. 90-DAY CD'S, SECONDARY MARKET	SEPT. 30	7.59
DIFFERENTIAL	SEPT. 30	0.20

LAST VALUE PLOTTED  
DATE VALUE

SERIES NAME

CHART 8. INTEREST ARBITRAGE, 3-MONTH FUNDS

EURO-DOLLAR DEPOSIT	SEPT. 30	7.79
INTERBANK STERLING (LONDON), COVERED	SEPT. 30	7.85
DIFFERENTIAL	SEPT. 30	-0.06
U.S. COMMERCIAL PAPER	SEPT. 30	7.52
CANADIAN FINANCE PAPER, COVERED	SEPT. 30	7.64
DIFFERENTIAL	SEPT. 30	-0.12
EURO-DOLLAR DEPOSIT	SEPT. 30	7.79
INTERBANK DM (FRANKFURT), COVERED	SEPT. 30	7.57
DIFFERENTIAL	SEPT. 30	0.22
EURO-DOLLAR DEPOSIT	SEPT. 30	7.79
SWISS INTERBANK, COVERED	SEPT. 30	7.67
DIFFERENTIAL	SEPT. 30	0.12

CHART 9. LONG TERM GOVERNMENT BOND YIELDS

UNITED STATES	SEPT. 25	9.45
GERMANY	SEPT. 25	6.26
JAPAN	SEPT. 18	5.06
SWITZERLAND	AUG. 21	4.09
CANADA	SEPT. 11	10.95
FRANCE	SEPT. 25	10.32
NETHERLANDS (MONTHLY)	AUG.	6.56
UNITED KINGDOM	SEPT. 25	9.70

U.S. CORPORATE

AAA BONDS	MAY	9.33
-----------	-----	------

CHART 10. STOCK INDICES

UNITED STATES	SEPT. 23	346.75
UNITED KINGDOM	SEPT. 23	398.35
CANADA	SEPT. 23	388.20
GERMANY	SEPT. 23	276.84
SWITZERLAND	SEPT. 23	238.06
NETHERLANDS	SEPT. 23	311.79
FRANCE	SEPT. 23	431.17
JAPAN	SEPT. 23	540.87

# FEDERAL RESERVE statistical release



H.10(512)

OCTOBER 2, 1987

## FOREIGN EXCHANGE RATES

FOR THE WEEK ENDING OCTOBER 2, 1987

The Board of Governors of the Federal Reserve System is advised that the Federal Reserve Bank of New York has certified for customs purposes the following noon buying rates in New York City for cable transfers payable in foreign currencies:

COUNTRY	MONETARY UNIT	(CURRENCY UNITS PER DOLLAR)				
		SEP. 28	SEP. 29	SEP. 30	OCT. 1	OCT. 2
*AUSTRALIA	DOLLAR	72.79	71.70	70.88	71.00	71.38
AUSTRIA	SCHILLING	12.845	12.958	12.975	13.010	12.970
BELGIUM	FRANC	37.860	38.200	38.250	38.360	38.220
CANADA	DOLLAR	1.3114	1.3100	1.3095	1.3070	1.3085
CHINA, P.R.	YUAN	3.7314	3.7314	3.7314	3.7314	3.7314
DENMARK	KRONE	7.0200	7.0715	7.0850	7.1100	7.0880
FINLAND	MARKKA	4.3925	4.4250	4.4280	4.4440	4.4330
FRANCE	FRANC	6.0825	6.1250	6.1650	6.1490	6.1315
GERMANY	D. MARK	1.8247	1.8400	1.8428	1.8468	1.8425
GREECE	DRACHMA	139.500	140.450	140.650	141.250	140.850
HONG KONG	DOLLAR	7.8067	7.8080	7.8075	7.8090	7.8088
INDIA	RUPEE	13.0700	13.1300	13.1100	13.1100	13.0800
*IRELAND	POUND	147.05	145.83	145.55	145.20	145.70
ITALY	LIRA	1317.00	1327.50	1330.00	1333.40	1330.00
JAPAN	YEN	144.07	146.20	146.50	146.90	146.40
MALAYSIA	RINGGIT	2.5253	2.5293	2.5355	2.5380	2.5400
NETHERLANDS	GUILDER	2.0545	2.0705	2.0735	2.0780	2.0735
*NEW ZEALAND	DOLLAR	64.900	65.050	64.680	64.360	64.880
NORWAY	KRONE	6.6770	6.7190	6.7300	6.7510	6.7350
PORTUGAL	ESCUDO	143.800	144.700	144.940	145.500	145.150
SINGAPORE	DOLLAR	2.0918	2.0947	2.0910	2.0935	2.0980
*SOUTH AFRICA	RAND	48.50	48.10	48.15	47.95	48.08
SOUTH KOREA	WON	809.30	809.40	809.50	809.50	809.60
SPAIN	PESETA	121.620	121.990	122.370	122.670	122.330
SRI LANKA	RUPEE	30.083	30.105	30.137	30.182	30.182
SWEDEN	KRONA	6.4075	6.4510	6.4580	6.4780	6.4600
SWITZERLAND	FRANC	1.5140	1.5288	1.5336	1.5340	1.5352
TAINAN	DOLLAR	30.160	30.160	30.140	30.130	30.070
THAILAND	BAHT	25.790	25.800	25.850	25.900	25.860
*UNITED KINGDOM	POUND	164.20	162.80	162.48	161.65	162.12
MEMO:						
*UNITED STATES	DOLLAR	97.65	98.44	98.66	98.82	98.59

\*INDEX OF WEIGHTED AVERAGE EXCHANGE VALUE OF U.S. DOLLAR AGAINST CURRENCIES OF OTHER G-10 COUNTRIES. MARCH 1973 = 100. WEIGHTS ARE 1972-76 GLOBAL TRADE OF EACH OF THE 10 COUNTRIES. SERIES REVISED AS OF AUGUST 1978. FOR DESCRIPTION AND BACK DATA, SEE "INDEX OF THE WEIGHTED-AVERAGE EXCHANGE VALUE OF THE U.S. DOLLAR: REVISION" ON PAGE 700 OF THE AUGUST 1978 FEDERAL RESERVE BULLETIN.

\*VALUE IS U.S. CENTS