

5-940

LIBRARY
AUG 14 1987

FEDERAL RESERVE
BANK OF CHICAGO

DATA FILE
LIBRARY
FEDERAL RESERVE BANK
OF CHICAGO

Selected Interest & Exchange Rates

Weekly Series of Charts

August 10, 1987

Prepared by the
**FINANCIAL MARKETS
SECTION**

**DIVISION OF
INTERNATIONAL FINANCE**

**BOARD OF GOVERNORS
FEDERAL RESERVE SYSTEM
Washington, D.C. 20551**

Table of Contents

TABLES

1. LATEST FIGURES PLOTTED
2. DAILY CERTIFIED SPOT EXCHANGE RATES--H.10 RELEASE

CHARTS

1. SPOT EXCHANGE RATE INDICES
2. 3-MONTH FORWARD EXCHANGE RATES
3. GOLD PRICE--LONDON
4. CALL MONEY RATES
5. 3-MONTH INTEREST RATES
6. EURO-DOLLAR DEPOSIT RATES
7. SELECTED EURO-DOLLAR AND U.S. MONEY MARKET RATES
8. INTEREST ARBITRAGE: 3-MONTH FUNDS
9. LONG-TERM GOVERNMENT BOND YIELDS
10. INDUSTRIAL STOCK INDICES

SUBSCRIPTION RATES:

Weekly \$15.00 per year or \$.40 each in the United States, its possessions, Canada, and Mexico; 10 or more of the same issue to one address, \$13.50 per year or \$.35 each. Elsewhere, \$20.00 per year or \$.50 each. Address requests to Publications Services, Division of Administrative Services, and make payment remittance payable to the order of the Board of Governors of the Federal Reserve System in a form collectible at par in U.S. Currency.

CHART 3
PRICE OF GOLD IN LONDON
AVERAGES FOR WEEK ENDING WEDNESDAY

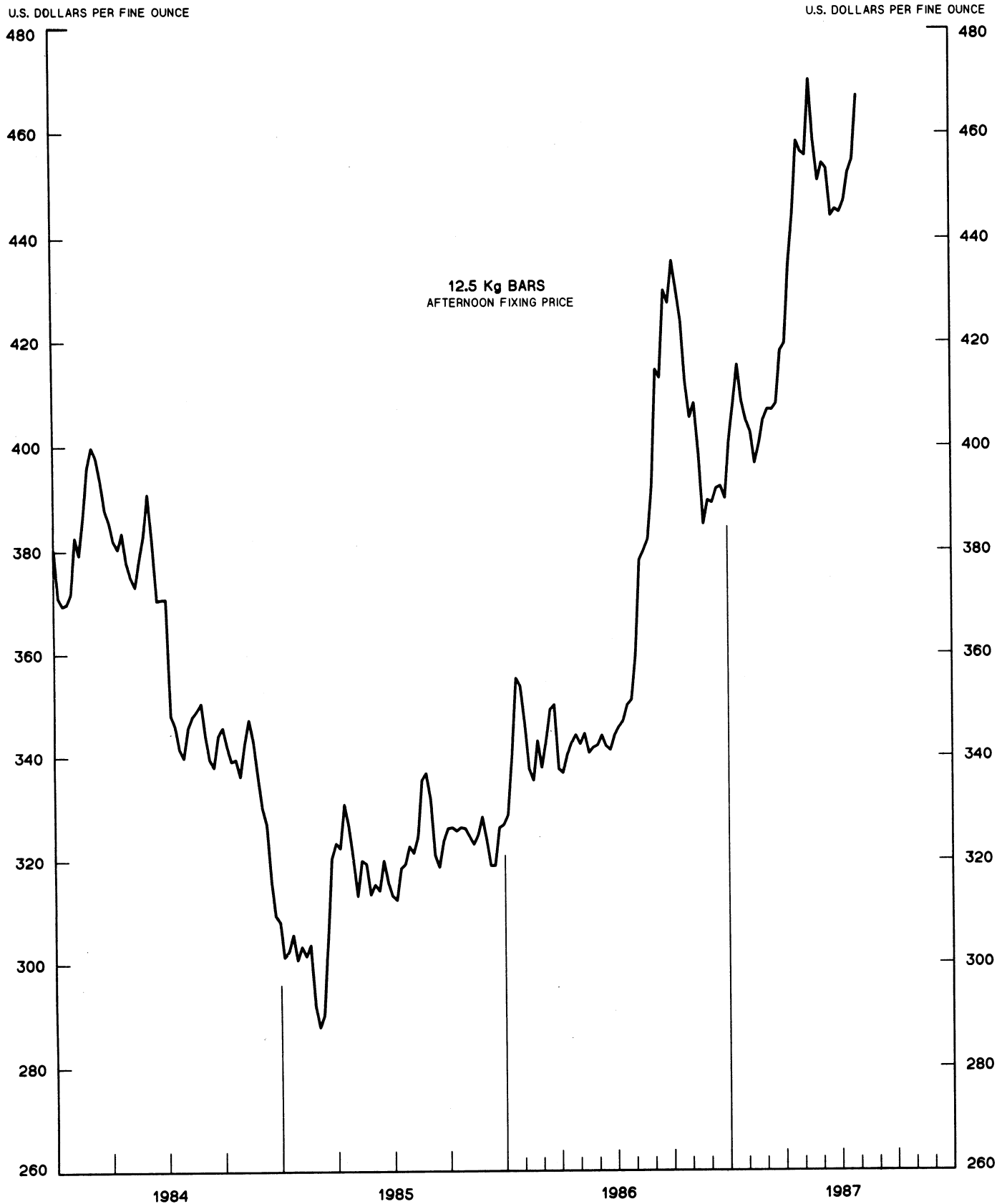
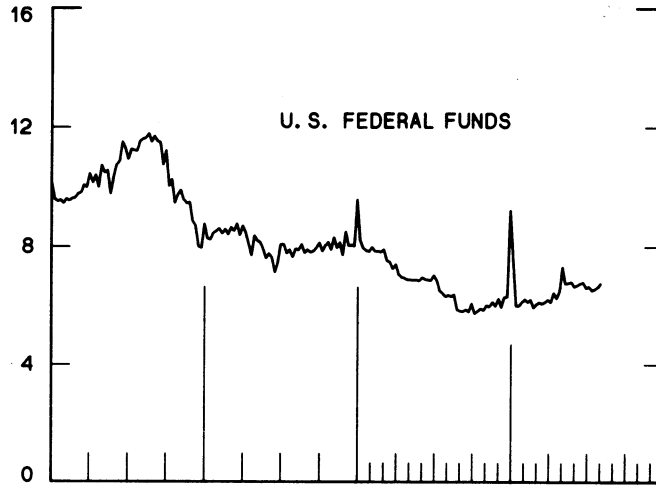
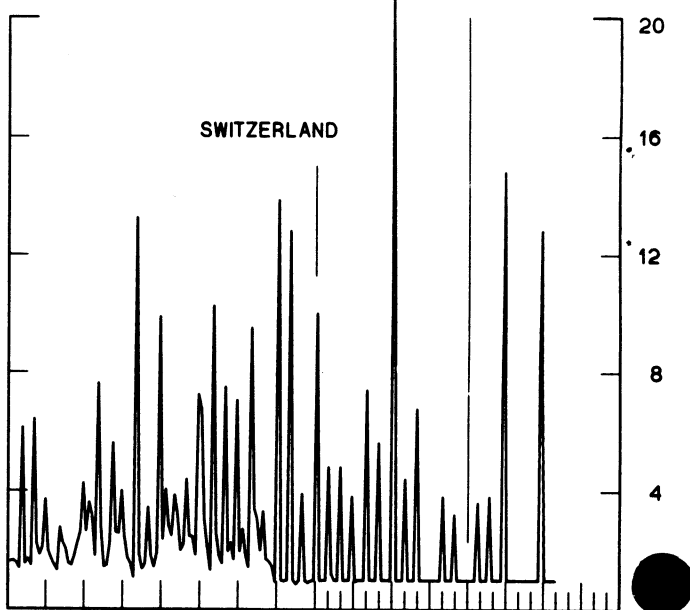
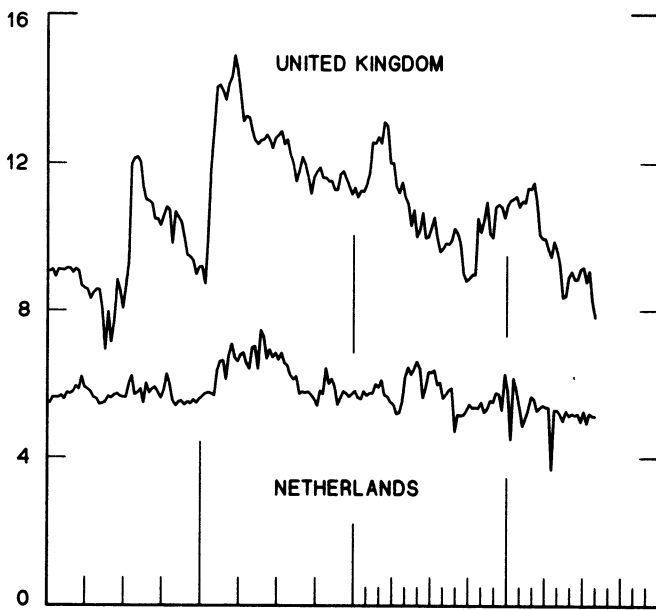
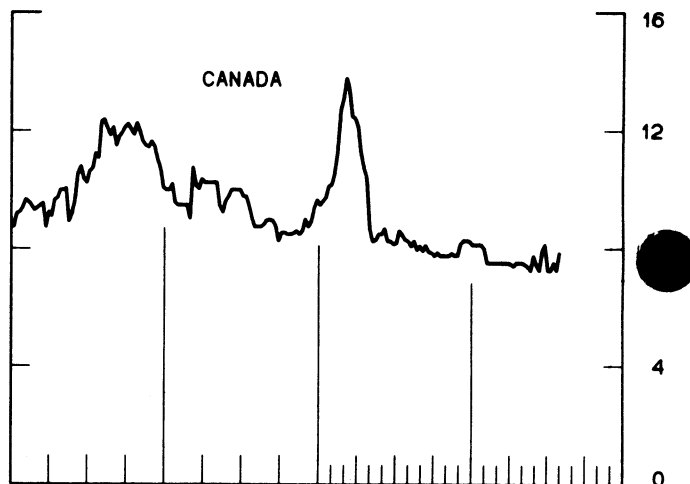
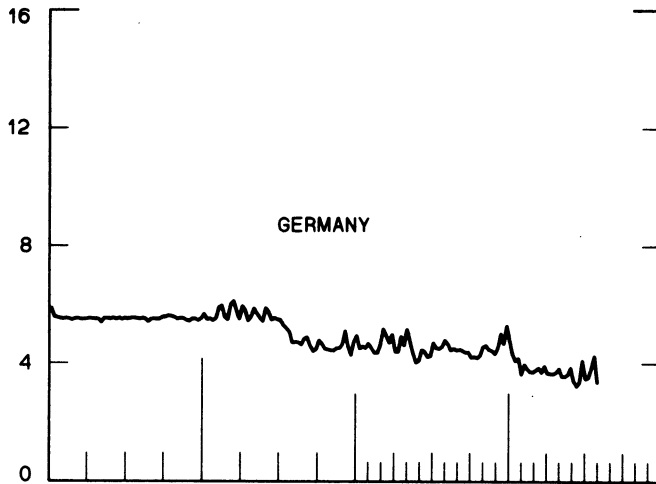
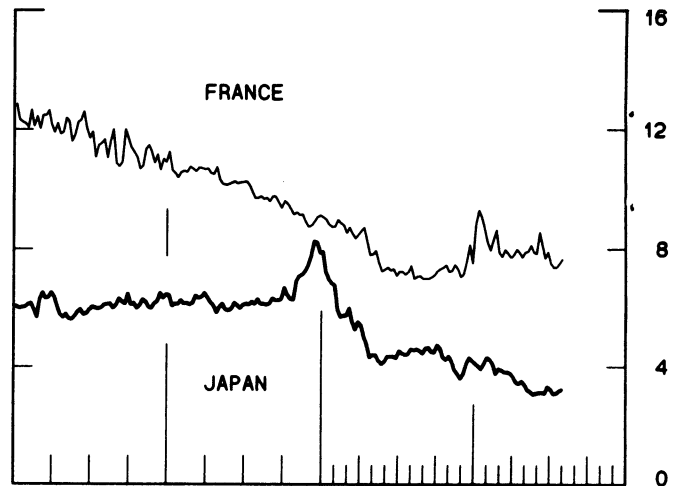


CHART 4
CALL MONEY RATES
WEEKLY SERIES

PERCENT PER ANNUM



PERCENT PER ANNUM



1985

1987

1985

1987

CHART 5
3-MONTH INTEREST RATES
 WEEKLY SERIES

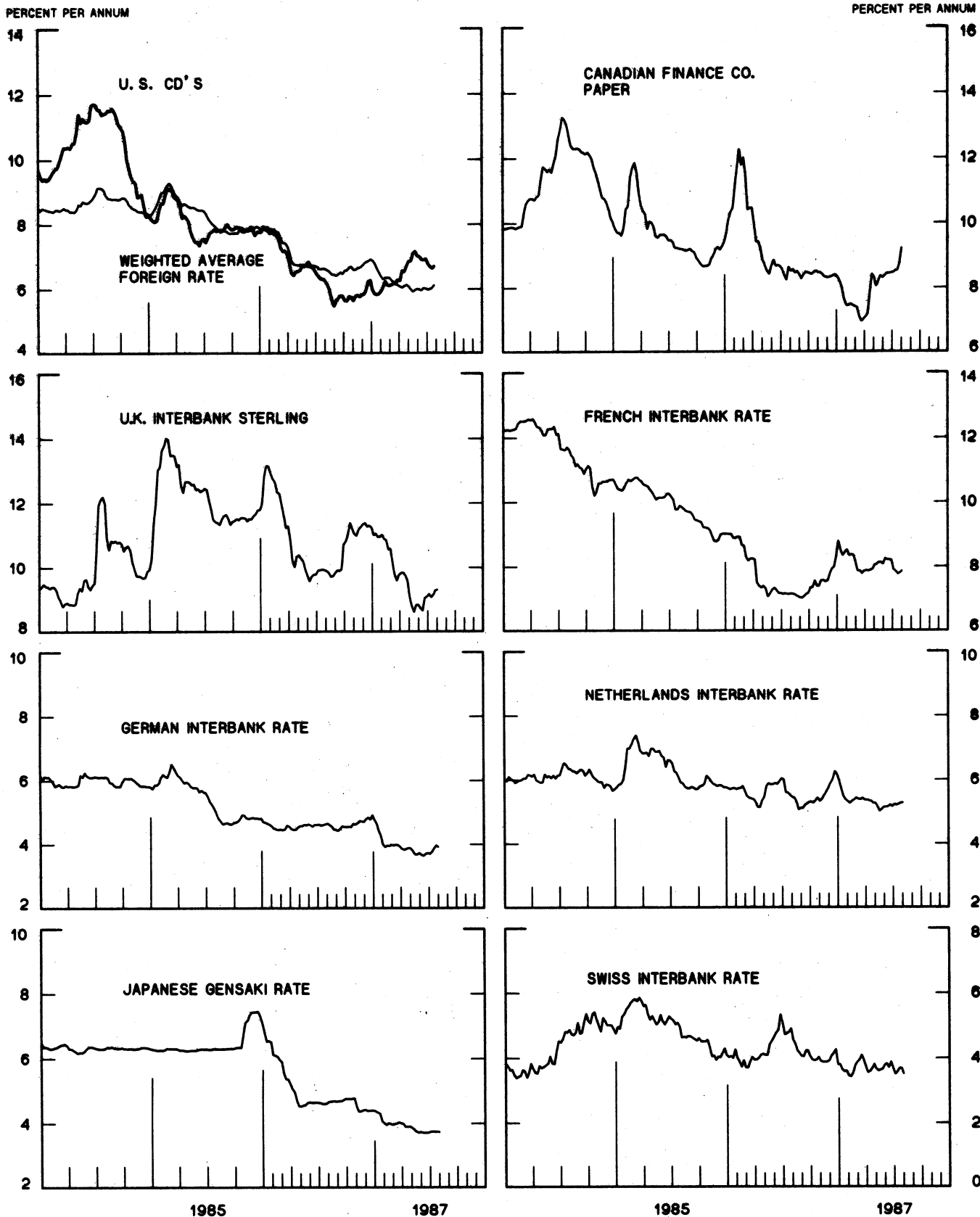


CHART 6
EURO-DOLLAR DEPOSIT RATES LONDON
AVERAGES FOR WEEK ENDING WEDNESDAY

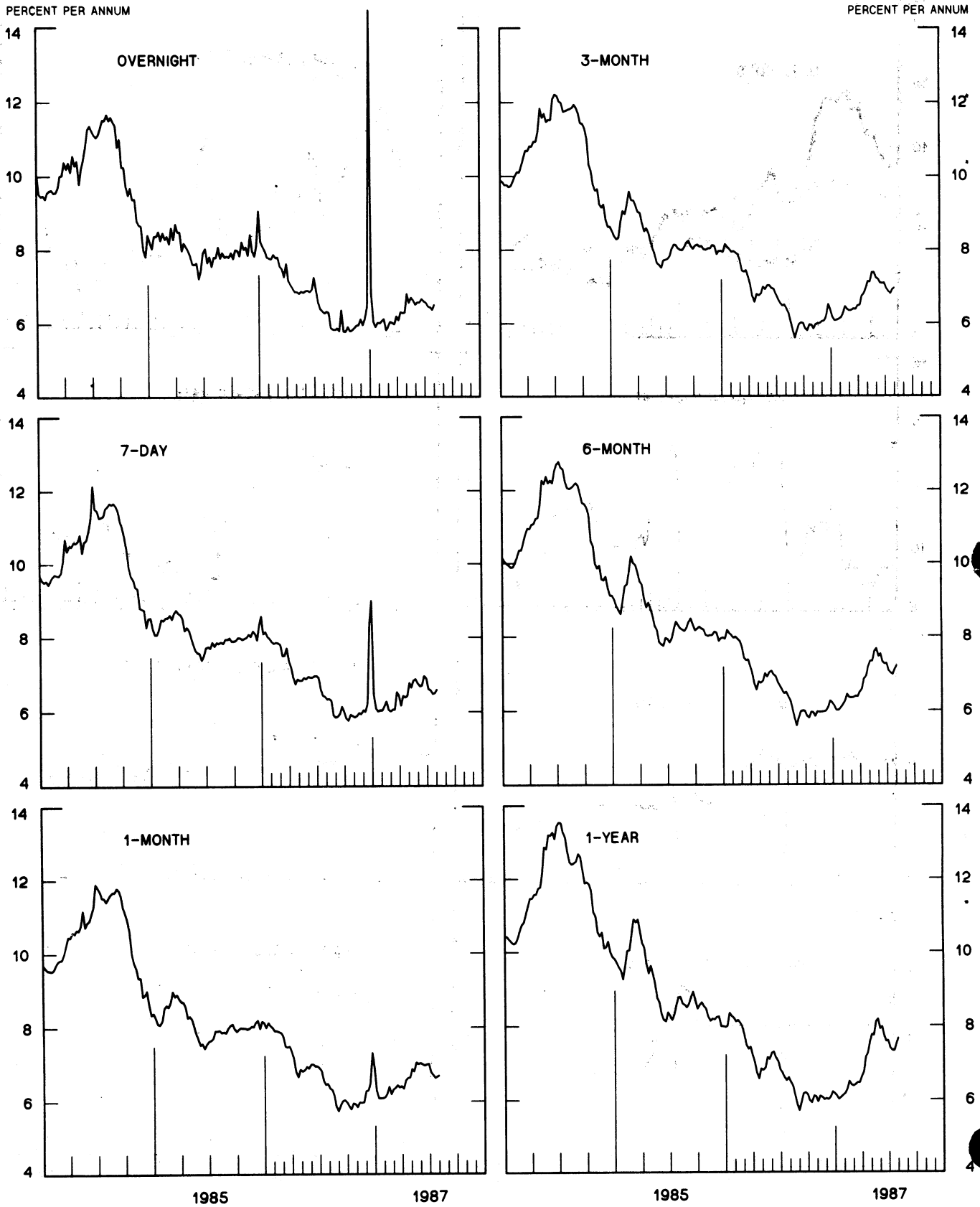
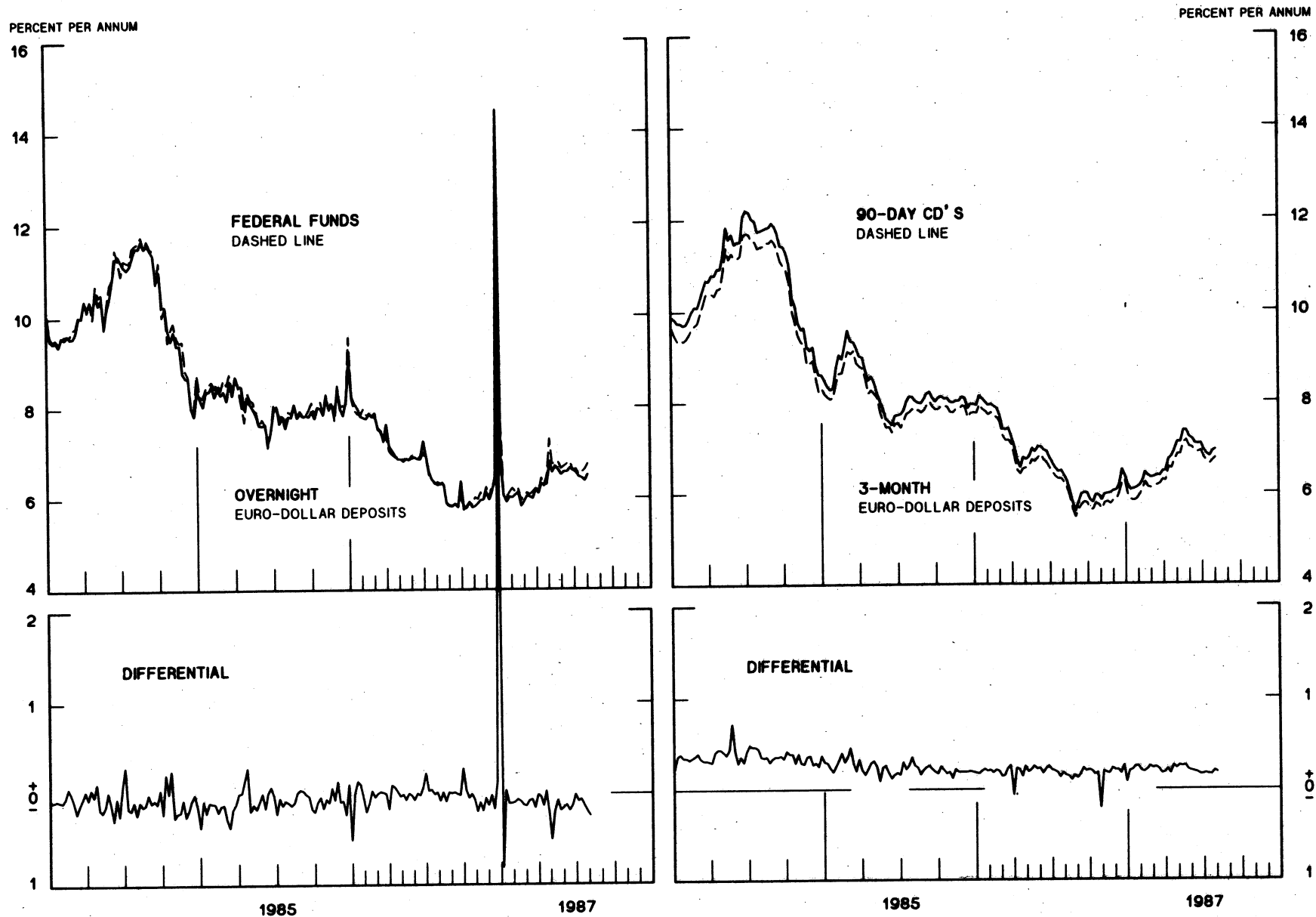


CHART 7

SELECTED EURO-DOLLAR AND U. S. MONEY MARKET RATES

DIFFERENTIAL: PLUS(+), FAVORS BORROWING IN U. S.
AVERAGES FOR WEEK ENDING WEDNESDAY

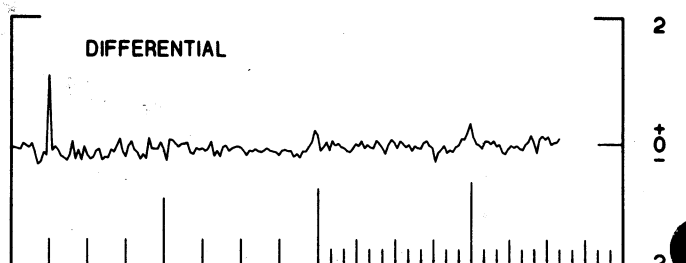

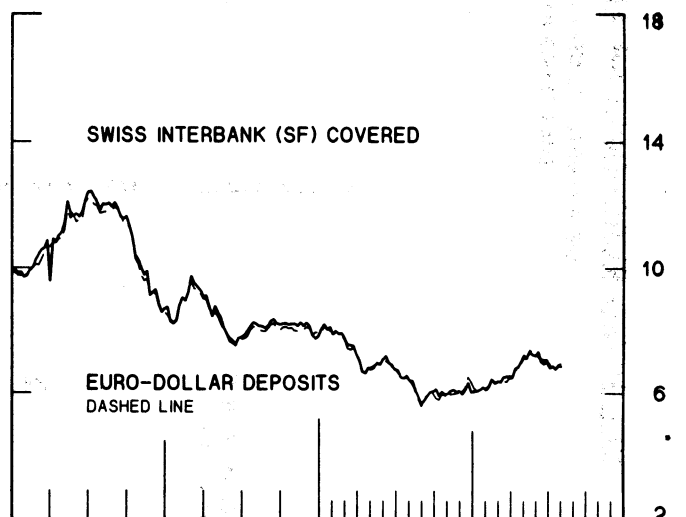
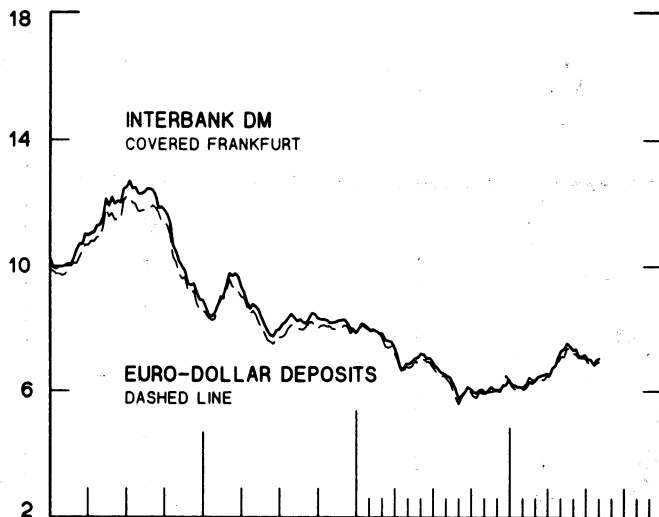
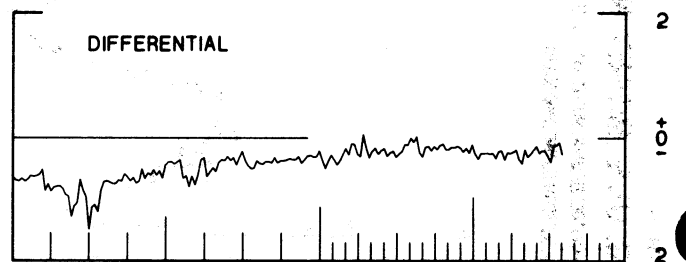
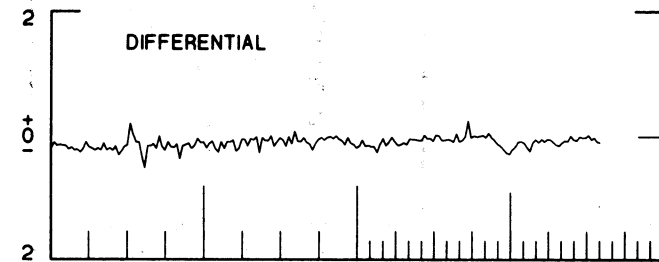
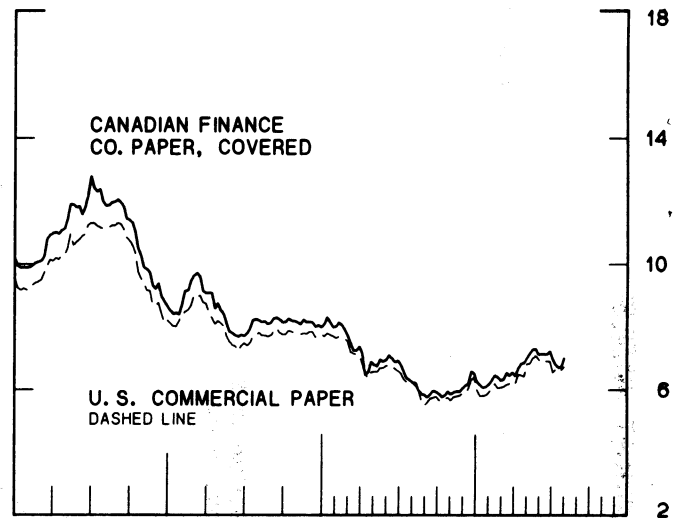
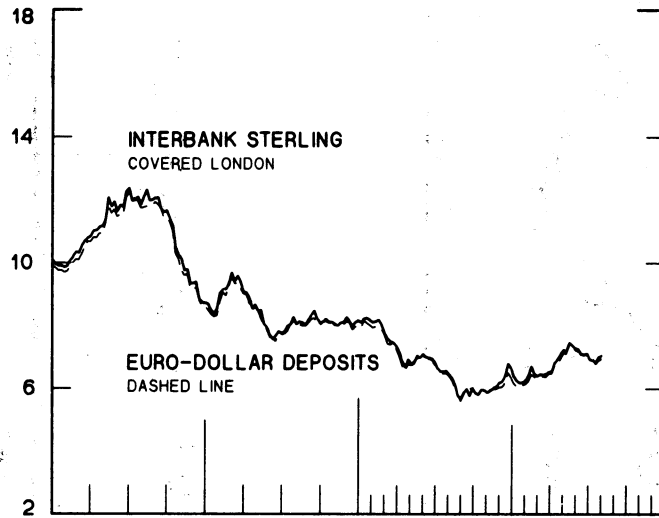


INTEREST ARBITRAGE: 3-MONTH FUNDS

DIFFERENTIAL: PLUS(+), INDICATES FAVOR DOLLAR ASSETS
AVERAGES FOR WEEK ENDING WEDNESDAY

PERCENT PER ANNUM

PERCENT PER ANNUM



1985

1987

1985

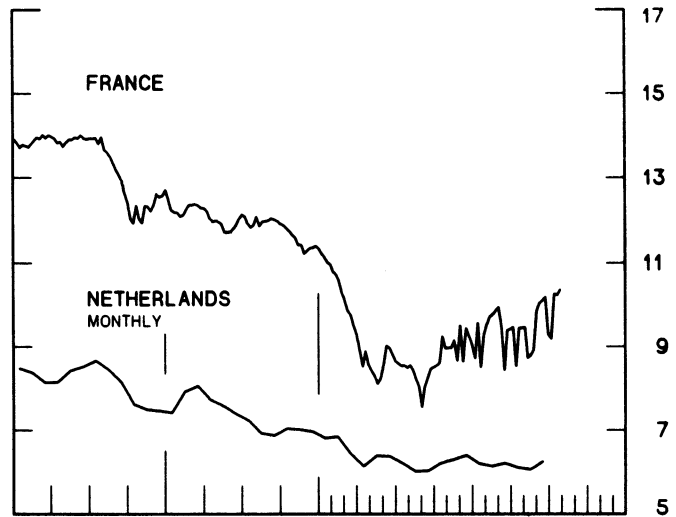
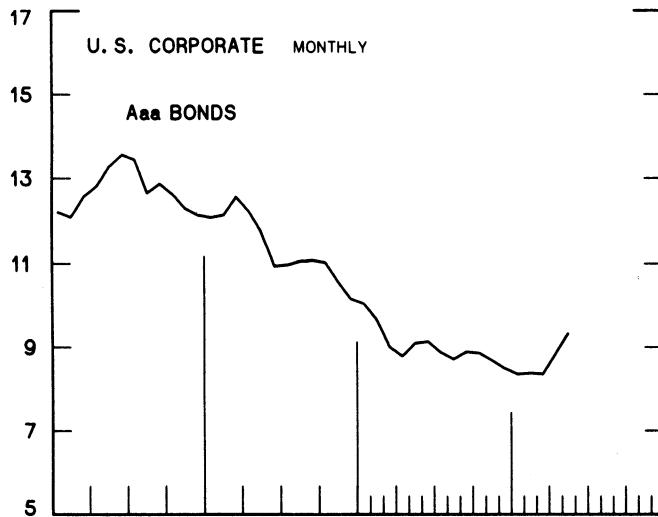
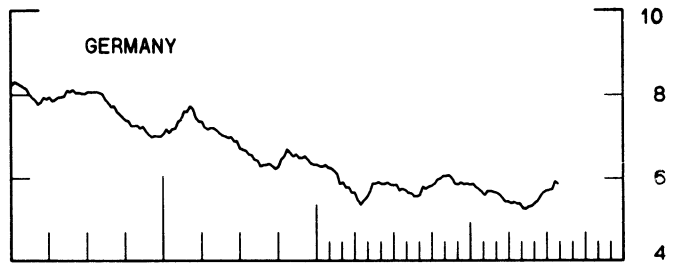
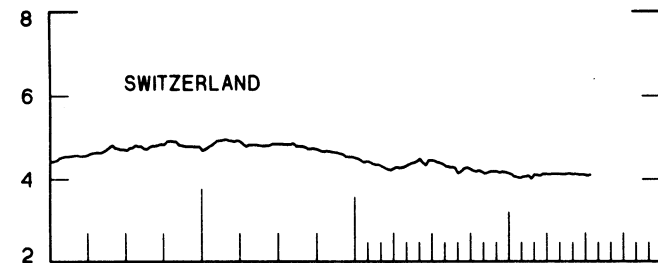
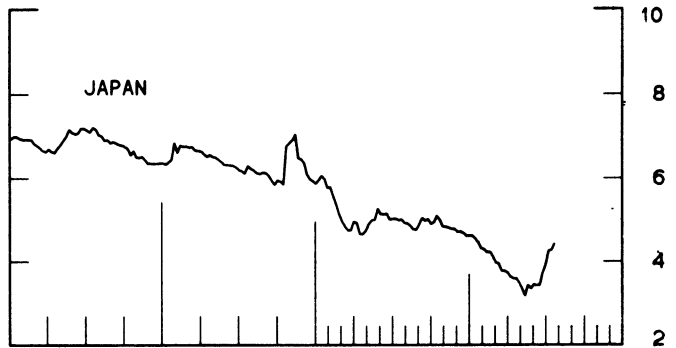
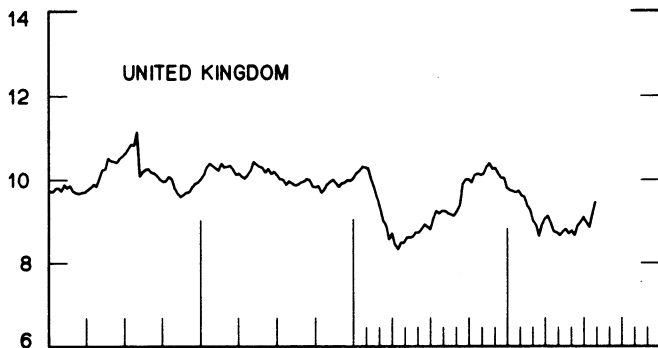
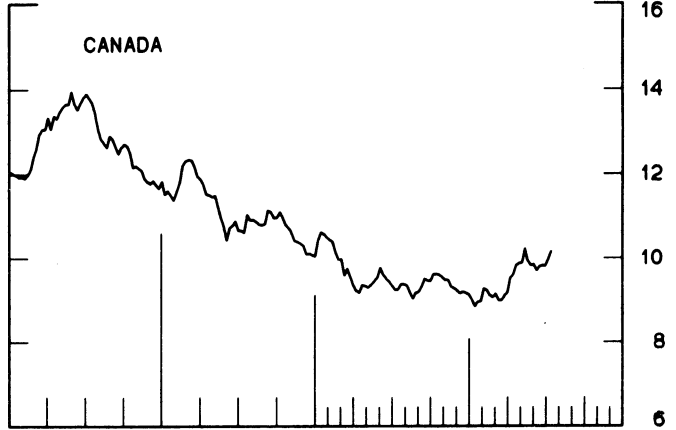
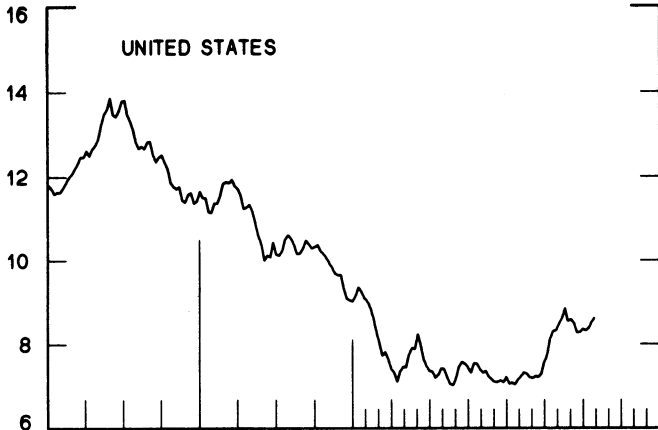
1987

1 PERCENT ON DIFFERENTIAL SCALE = 2 PERCENT ON RATE SCALE

CHART 9
LONG-TERM GOVERNMENT BOND YIELDS
 WEEKLY SERIES

PERCENT PER ANNUM

PERCENT PER ANNUM



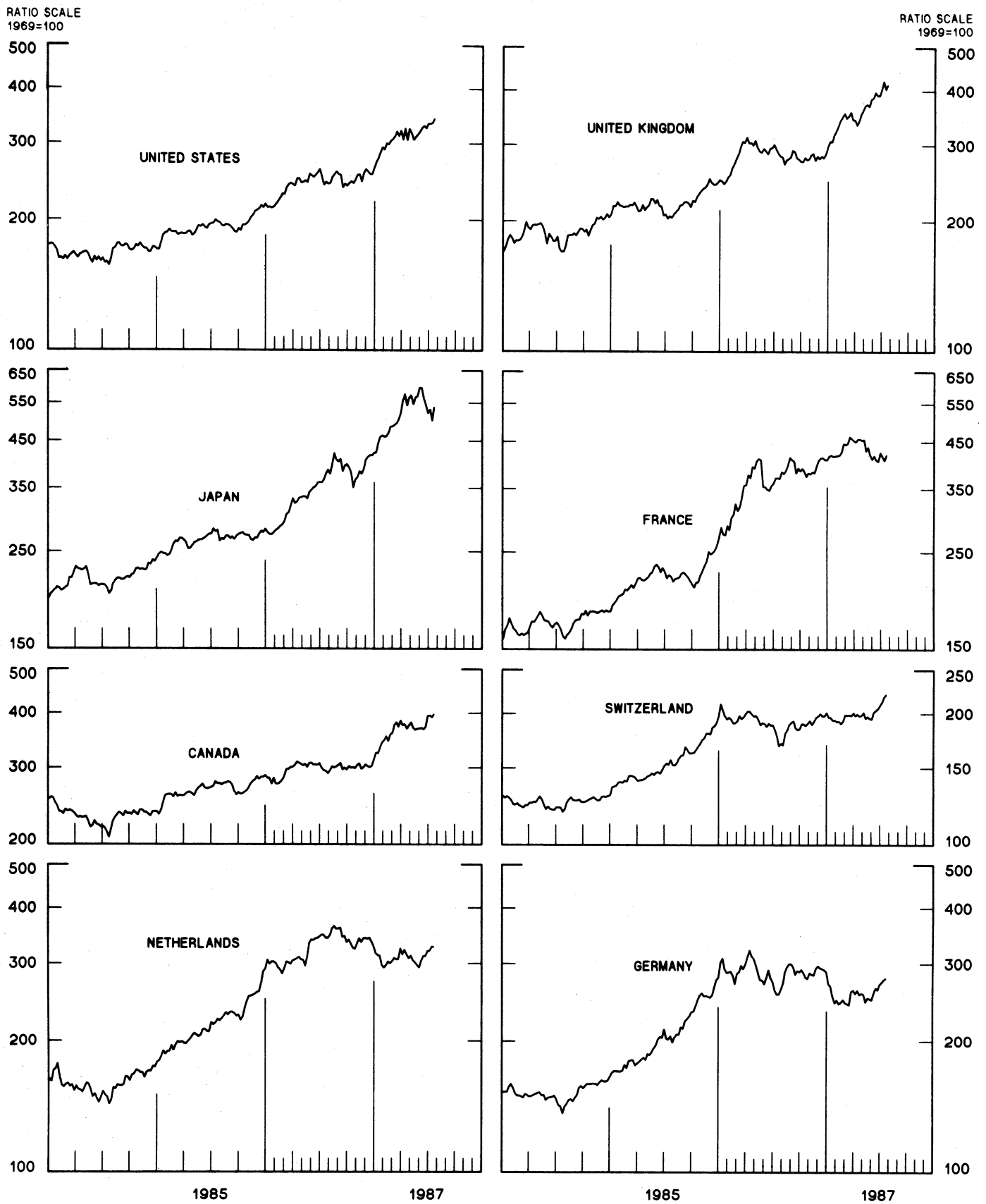
1985

1987

1985

1987

CHART 10
INDUSTRIAL STOCK INDICES
 WEEKLY SERIES



SERIES NAME

LAST VALUE PLOTTED
DATE VALUE

CHART 1. SPOT EXCHANGE RATES AND INDICES

WEEKLY AVERAGES, NOON BUYING RATES (U.S. CENTS)

GERMAN MARK	AUG. 5	53.49
JAPANESE YEN	AUG. 5	0.66412
DUTCH GUILDER	AUG. 5	47.50
U.K. POUND	AUG. 5	158.34
CANADIAN DOLLAR	AUG. 5	75.35
FRENCH FRANC	AUG. 5	16.07
SWISS FRANC	AUG. 5	64.55
BELGIAN FRANC	AUG. 5	2.57957
ITALIAN LIRA	AUG. 5	0.07385
SWEDISH KRONA	AUG. 5	15.33

INDICES, MARCH 1973 BASE RATES = 100

GERMAN MARK	AUG. 5	150.46
JAPANESE YEN	AUG. 5	173.89
DUTCH GUILDER	AUG. 5	136.37
U.K. POUND	AUG. 5	64.04
CANADIAN DOLLAR	AUG. 5	75.10
FRENCH FRANC	AUG. 5	72.42
SWISS FRANC	AUG. 5	207.65
BELGIAN FRANC	AUG. 5	101.65
ITALIAN LIRA	AUG. 5	41.95

WEIGHTED AVERAGE EXCHANGE VALUE INDICES, MAR 1973 = 100
(G-10 COUNTRIES PLUS SWITZERLAND)

U.S. DOLLAR	AUG. 5	100.33
GERMAN MARK	AUG. 5	163.52
JAPANESE YEN	AUG. 5	183.34
DUTCH GUILDER	AUG. 5	139.73
U.K. POUND	AUG. 5	61.32
CANADIAN DOLLAR	AUG. 5	73.65
FRENCH FRANC	AUG. 5	69.99
SWISS FRANC	AUG. 5	212.63
BELGIAN FRANC	AUG. 5	102.01
ITALIAN LIRA	AUG. 5	39.36
SWEDISH KRONA	AUG. 5	67.17

CHART 2. 3-MONTH FORWARD EXCHANGE RATES, PREMIUM OR DISCOUNT

CANADIAN DOLLAR	AUG. 5	-2.16
U.K. POUND	AUG. 5	-2.21
GERMAN MARK	AUG. 5	3.10
FRENCH FRANC	AUG. 5	-1.09
SWISS FRANC	AUG. 5	3.31
DUTCH GUILDER	AUG. 5	1.69
JAPANESE YEN	AUG. 5	3.14
ITALIAN LIRA	AUG. 5	-4.22

SERIES NAME	LAST VALUE PLOTTED DATE	VALUE
CHART 3. GOLD PRICE IN LONDON, AFTERNOON FIXING		
U. S. DOLLARS PER FINE OUNCE	AUG. 5	467.12
CHART 4. CALL MONEY RATES		
U. S. FEDERAL FUNDS	AUG. 5	6.75
OVERNIGHT EURO-DOLLAR DEPOSITS	AUG. 5	6.51
U. K.	AUG. 5	7.80
CANADA	AUG. 5	7.85
GERMANY	AUG. 5	3.36
JAPAN	AUG. 5	3.23
FRANCE	AUG. 5	7.65
NETHERLANDS	AUG. 5	5.11
SWITZERLAND	AUG. 5	1.00
CHART 5. 3-MONTH INTEREST RATES		
U. S. 90-DAY CD'S, SECONDARY MARKET	AUG. 5	6.76
GERMAN INTERBANK LOAN	AUG. 5	3.91
JAPANESE GENSAKI RATE	AUG. 5	3.73
CANADIAN FINANCE PAPER	AUG. 5	9.20
INTERBANK STERLING	AUG. 5	9.30
SWISS INTERBANK LOAN	AUG. 5	3.50
FRENCH INTERBANK RATE	AUG. 5	7.85
NETHERLANDS INTERBANK RATE	AUG. 5	5.26
WEIGHTED AVERAGE FOREIGN INTEREST RATE (G-10 COUNTRIES PLUS SWITZERLAND)	AUG. 5	6.14
CHART 6. EURO-DOLLAR DEPOSIT RATES: LONDON		
OVERNIGHT	AUG. 5	6.51
7-DAY	AUG. 5	6.59
1-MONTH	AUG. 5	6.70
3-MONTH	AUG. 5	6.94
6-MONTH	AUG. 5	7.20
1-YEAR	AUG. 5	7.66
CHART 7. SELECTED EURO-DOLLAR AND U.S. MONEY MARKET RATES		
OVERNIGHT EURO-DOLLAR DEPOSITS	AUG. 5	6.51
U. S. FEDERAL FUNDS	AUG. 5	6.75
DIFFERENTIAL	AUG. 5	-0.24
3-MONTH EURO-DOLLAR DEPOSIT RATE	AUG. 5	6.94
U. S. 90-DAY CD'S, SECONDARY MARKET	AUG. 5	6.76
DIFFERENTIAL	AUG. 5	0.18

LAST VALUE PLOTTED
DATE VALUE

SERIES NAME

CHART 8. INTEREST ARBITRAGE, 3-MONTH FUNDS

EURO-DOLLAR DEPOSIT	AUG. 5	6.94
INTERBANK STERLING (LONDON), COVERED	AUG. 5	7.04
DIFFERENTIAL	AUG. 5	-0.10
U. S. COMMERCIAL PAPER	AUG. 5	6.72
CANADIAN FINANCE PAPER, COVERED	AUG. 5	6.99
DIFFERENTIAL	AUG. 5	-0.27
EURO-DOLLAR DEPOSIT	AUG. 5	6.94
INTERBANK DM (FRANKFURT), COVERED	AUG. 5	7.04
DIFFERENTIAL	AUG. 5	-0.10
EURO-DOLLAR DEPOSIT	AUG. 5	6.94
SWISS INTERBANK, COVERED	AUG. 5	6.84
DIFFERENTIAL	AUG. 5	0.10

CHART 9. LONG TERM GOVERNMENT BOND YIELDS

UNITED STATES	JULY 31	8.62
GERMANY	JULY 31	5.86
JAPAN	JULY 24	4.42
SWITZERLAND	JULY 17	4.10
CANADA	JULY 17	10.15
FRANCE	JULY 31	10.37
NETHERLANDS (MONTHLY)	JUNE	6.26
UNITED KINGDOM	JULY 31	9.45

U. S. CORPORATE

AAA BONDS	MAY	9.33
-----------	-----	------

CHART 10. STOCK INDICES

UNITED STATES	JULY 29	341.35
UNITED KINGDOM	JULY 29	412.09
CANADA	JULY 29	396.25
GERMANY	JULY 29	278.07
SWITZERLAND	JULY 29	220.97
NETHERLANDS	JULY 29	326.21
FRANCE	JULY 29	419.20
JAPAN	JULY 29	536.37

FEDERAL RESERVE statistical release



H.10(512)

AUGUST 7, 1987

FOREIGN EXCHANGE RATES

FOR THE WEEK ENDING AUGUST 7, 1987

The Board of Governors of the Federal Reserve System is advised that the Federal Reserve Bank of New York has certified for customs purposes the following noon buying rates in New York City for cable transfers payable in foreign currencies:

COUNTRY	MONETARY UNIT	(CURRENCY UNITS PER DOLLAR)				
		AUG. 3	AUG. 4	AUG. 5	AUG. 6	AUG. 7
*AUSTRALIA	DOLLAR	70.03	69.89	70.18	69.93	69.94
AUSTRIA	SCHILLING	13.113	13.133	13.203	13.240	13.257
BELGIUM	FRANC	38.650	39.220	38.930	39.070	39.180
BRAZIL	CRUZADO	NA	NA	NA	NA	NA
CANADA	DOLLAR	1.3241	1.3258	1.3251	1.3231	1.3262
CHINA, P. R.	YUAN	3.7314	3.7314	3.7314	3.7314	3.7314
DENMARK	KRONE	7.0825	7.1740	7.1350	7.1630	7.1950
FINLAND	MARKKA	4.5230	4.5820	4.5570	4.5750	4.5830
FRANCE	FRANC	6.2035	6.2950	6.2570	6.2755	6.3030
GERMANY	D. MARK	1.8645	1.8915	1.8775	1.8840	1.8900
GREECE	DRACHMA	140.550	142.050	141.950	141.950	142.400
HONG KONG	DOLLAR	7.8058	7.8085	7.8097	7.8100	7.8115
INDIA	RUPEE	13.1200	13.1500	13.0900	13.0900	13.1200
*IRELAND	POUND	143.80	141.68	142.65	142.25	141.75
ITALY	LIRA	1350.50	1370.00	1360.50	1364.50	1369.00
JAPAN	YEN	150.50	152.10	150.75	151.45	151.57
MALAYSIA	RINGGIT	2.5410	2.5675	2.5450	2.5448	2.5440
NETHERLANDS	GUILDER	2.0990	2.1290	2.1143	2.1205	2.1275
*NEW ZEALAND	DOLLAR	57.540	56.930	57.360	57.210	57.330
NORWAY	KRONE	6.8210	6.8990	6.8590	6.8730	6.9060
PORTUGAL	ESCUDO	145.650	147.850	147.200	147.000	147.750
SINGAPORE	DOLLAR	2.1110	2.1147	2.1117	2.1120	2.1135
*SOUTH AFRICA	RAND	48.40	48.25	48.10	48.20	47.90
SOUTH KOREA	WON	811.70	812.00	812.20	812.00	812.20
SPAIN	PESETA	126.470	127.730	127.680	127.800	128.450
SRI LANKA	RUPEE	29.512	29.512	29.548	29.548	29.548
SWEDEN	KRONA	6.5140	6.5860	6.5550	6.5730	6.5920
SWITZERLAND	FRANC	1.5440	1.5680	1.5575	1.5620	1.5725
TAIWAN	DOLLAR	30.780	30.700	30.630	30.550	30.470
THAILAND	BAHT	25.990	26.020	26.040	26.020	26.030
*UNITED KINGDOM	POUND	158.35	157.00	157.83	157.60	156.67
MEMO:						
*UNITED STATES	DOLLAR	100.11	101.31	100.67	100.95	101.29

*INDEX OF WEIGHTED AVERAGE EXCHANGE VALUE OF U.S. DOLLAR AGAINST CURRENCIES OF OTHER G-10 COUNTRIES. MARCH 1973 = 100. WEIGHTS ARE 1972-76 GLOBAL TRADE OF EACH OF THE 10 COUNTRIES. SERIES REVISED AS OF AUGUST 1978. FOR DESCRIPTION AND BACK DATA, SEE "INDEX OF THE WEIGHTED-AVERAGE EXCHANGE VALUE OF THE U.S. DOLLAR: REVISION" ON PAGE 700 OF THE AUGUST 1978 FEDERAL RESERVE BULLETIN.

*VALUE IS U.S. CENTS