

(516/517)

FEDERAL RESERVE BANK
OF ST. LOUIS

JUN 29 1987

LIBRARY

Selected Interest & Exchange Rates

Weekly Series of Charts

June 1, 1987

Prepared by the
FINANCIAL MARKETS
SECTION

DIVISION OF
INTERNATIONAL FINANCE

BOARD OF GOVERNORS
FEDERAL RESERVE SYSTEM
Washington, D.C. 20551

CHART 1

SPOT EXCHANGE INDICES

DOLLAR PRICES OF FOREIGN CURRENCIES AND WEIGHTED AVERAGE VALUES (THIN LINE)
AVERAGES FOR WEEK ENDING WEDNESDAY

RATIO SCALE
MARCH 1973=100

RATIO SCALE
MARCH 1973=100

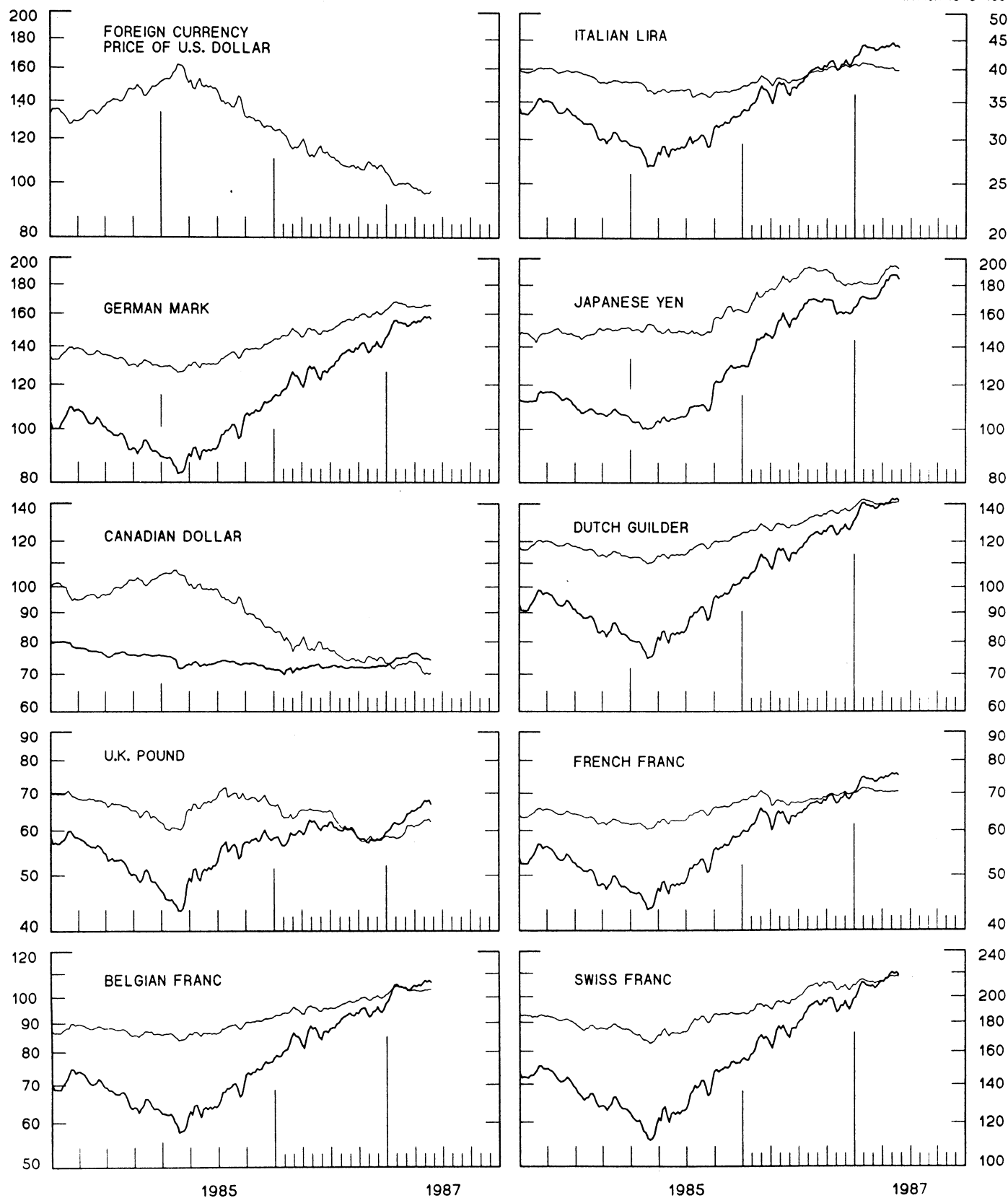


CHART 2
3-MONTH FORWARD EXCHANGE RATES

PREMIUM (+) OR (-)
 AVERAGES FOR WEEK ENDING WEDNESDAY

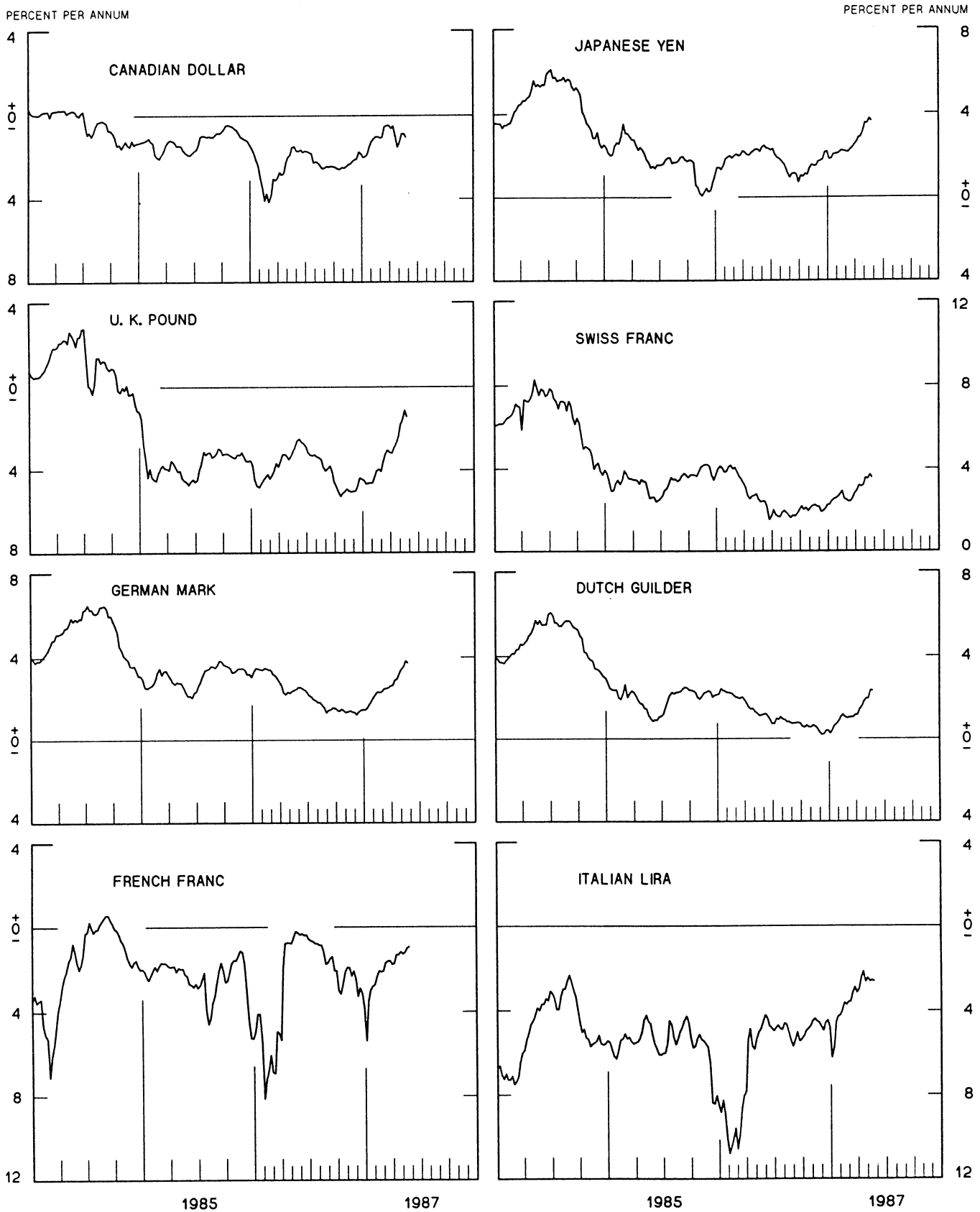
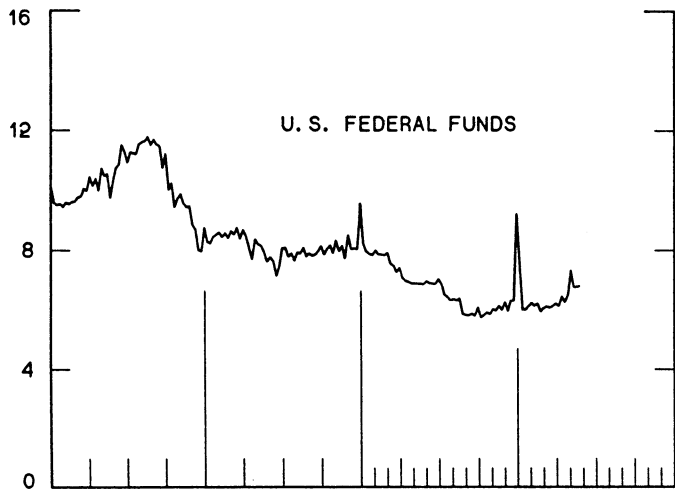


CHART 3
PRICE OF GOLD IN LONDON
AVERAGES FOR WEEK ENDING WEDNESDAY

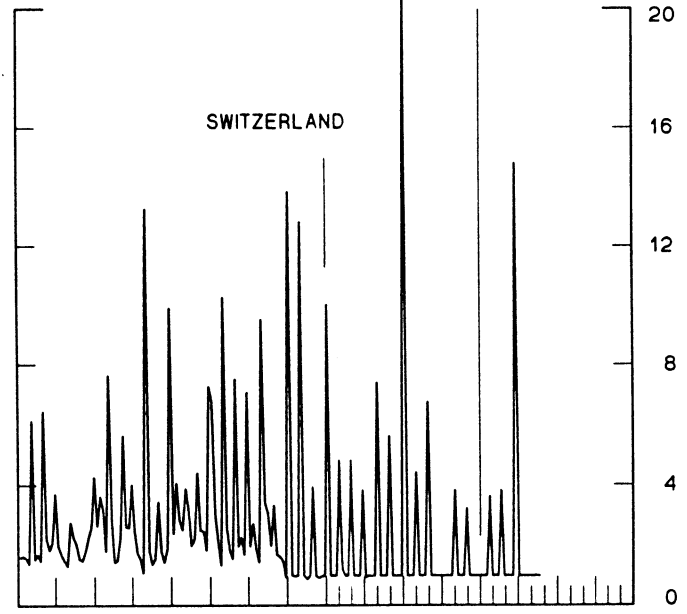
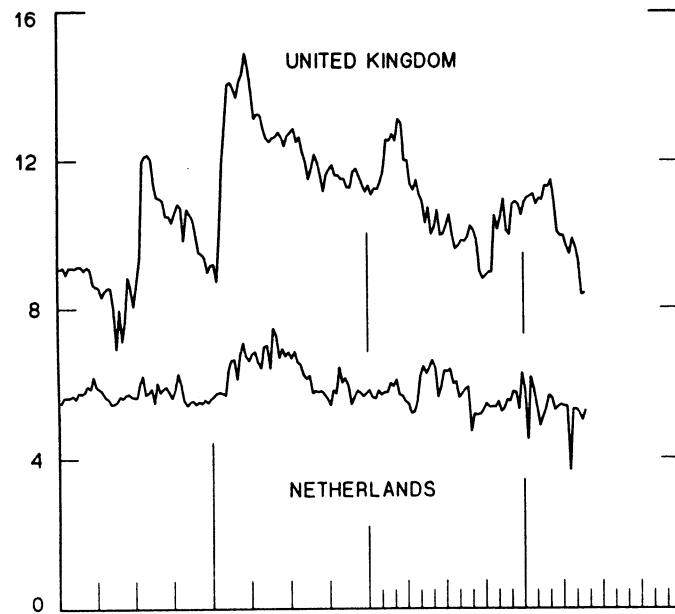
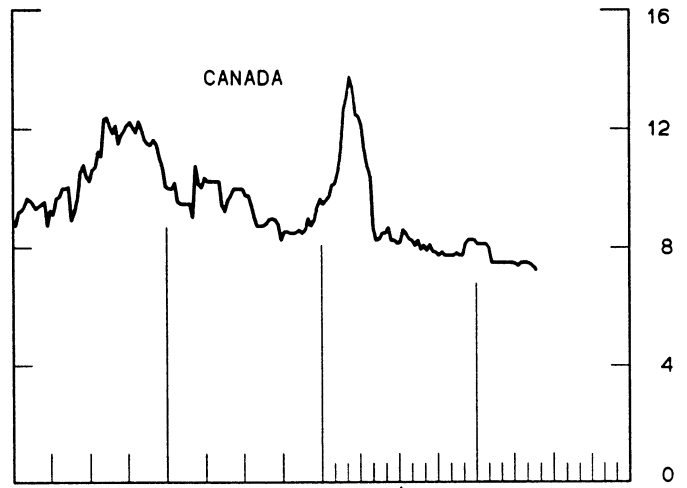
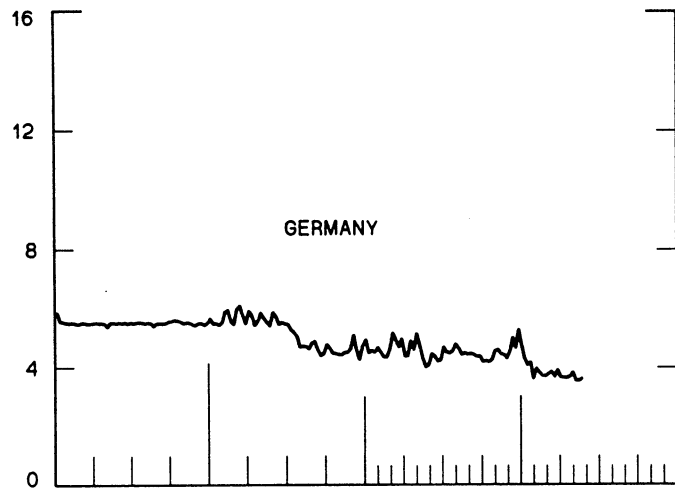
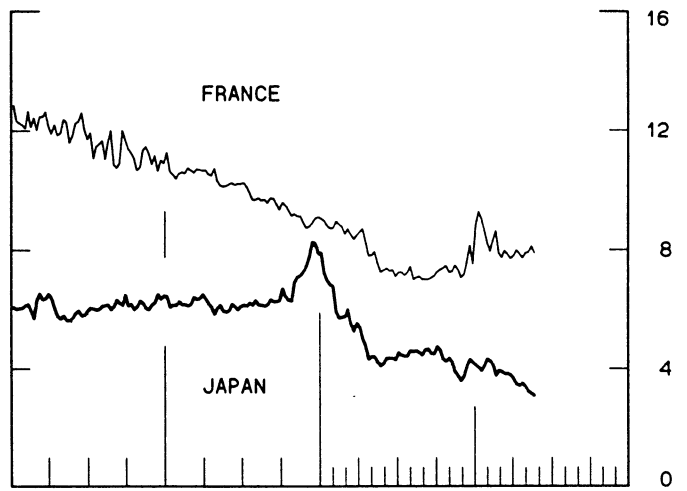


CHART 4
CALL MONEY RATES
 WEEKLY SERIES

PERCENT PER ANNUM



PERCENT PER ANNUM



1985

1987

1985

1987

CHART 5
3-MONTH INTEREST RATES
 WEEKLY SERIES

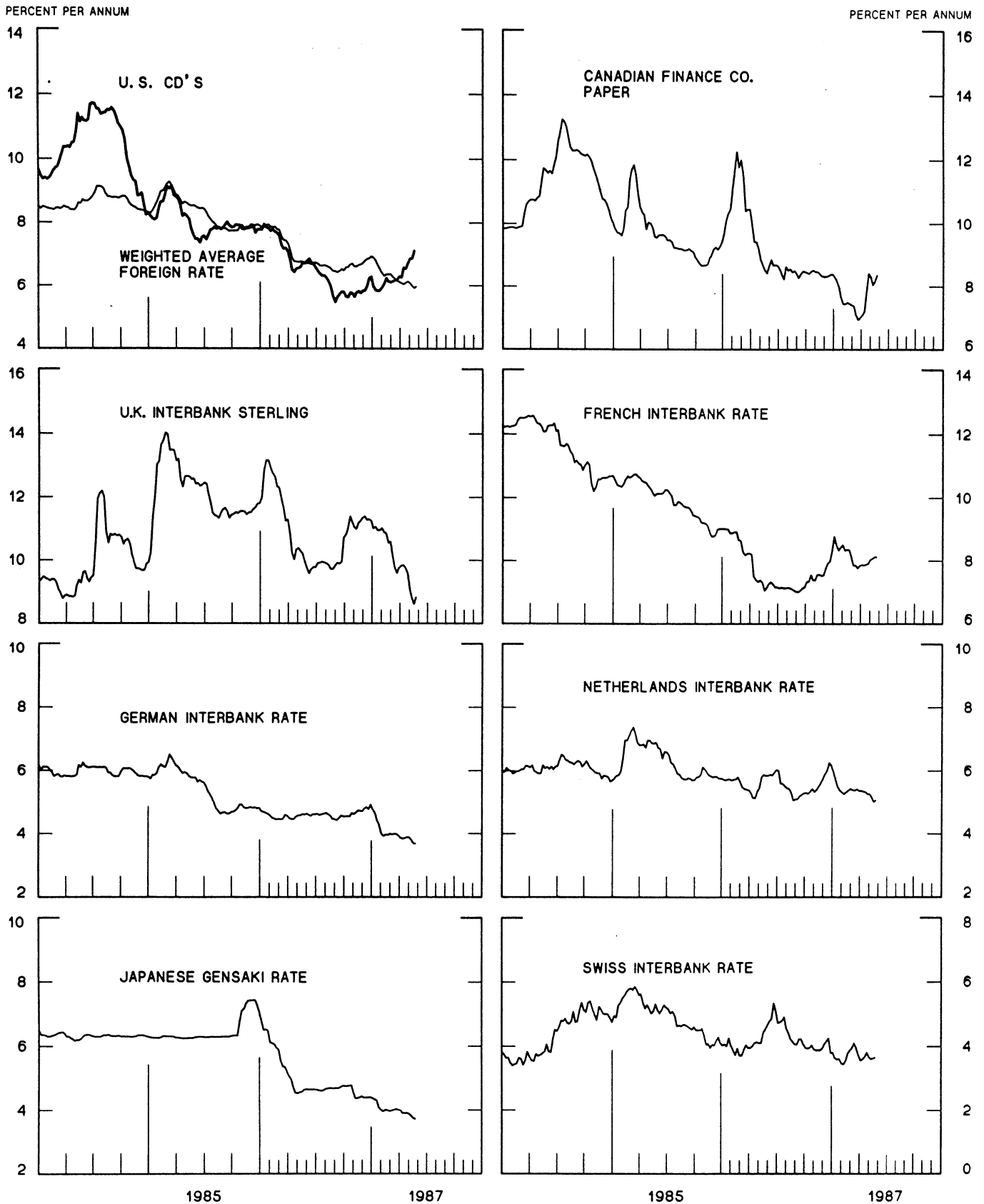


CHART 6
EURO-DOLLAR DEPOSIT RATES LONDON
 AVERAGES FOR WEEK ENDING WEDNESDAY

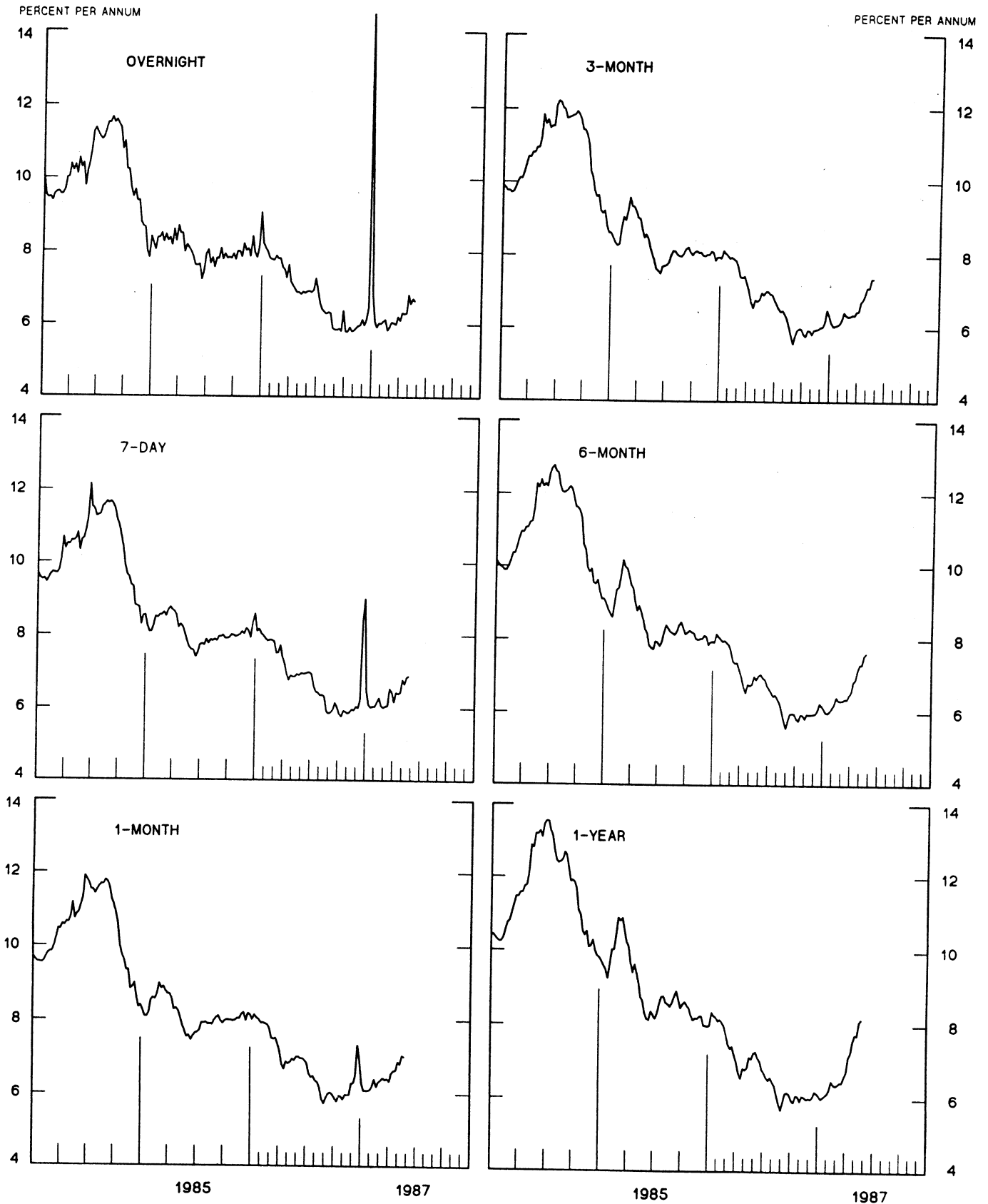
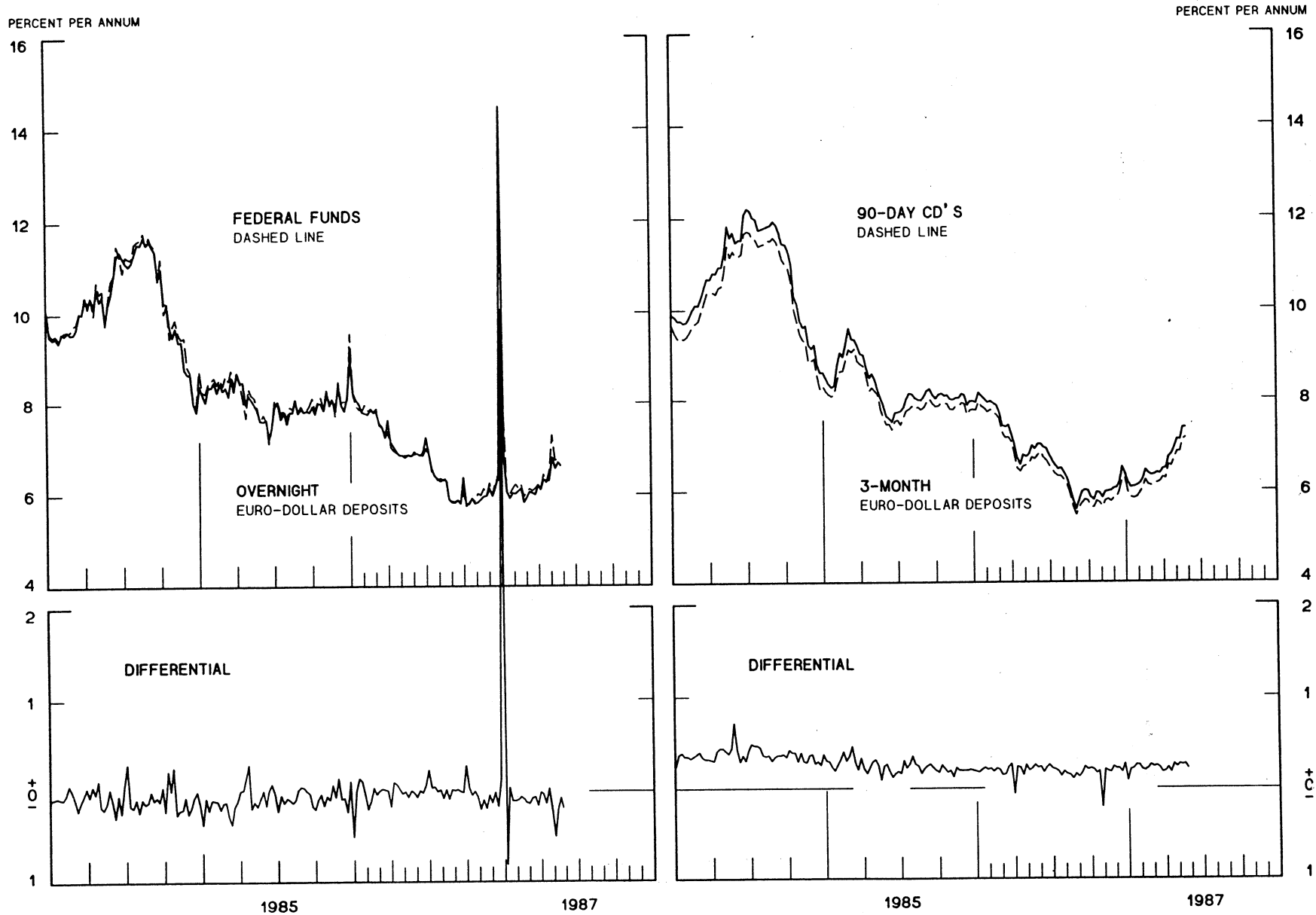


CHART 7
SELECTED EURO-DOLLAR AND U. S. MONEY MARKET RATES

DIFFERENTIAL: PLUS(+), FAVORS BORROWING IN U. S.
 AVERAGES FOR WEEK ENDING WEDNESDAY



1 PERCENT ON DIFFERENTIAL SCALE = 2 PERCENT ON RATE SCALE

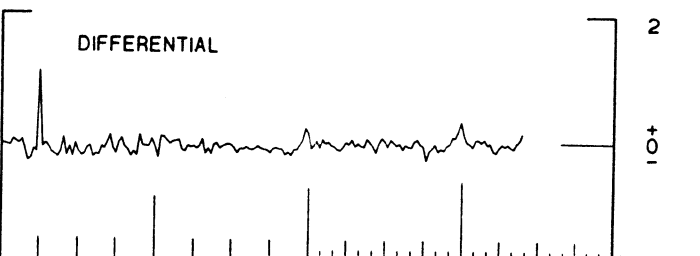
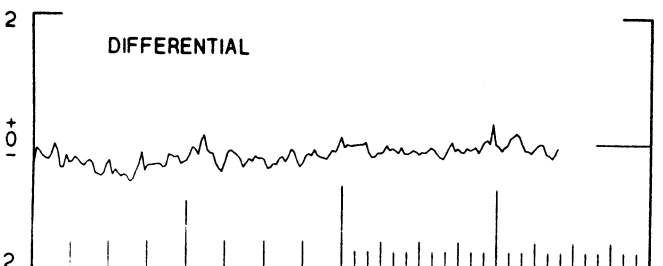
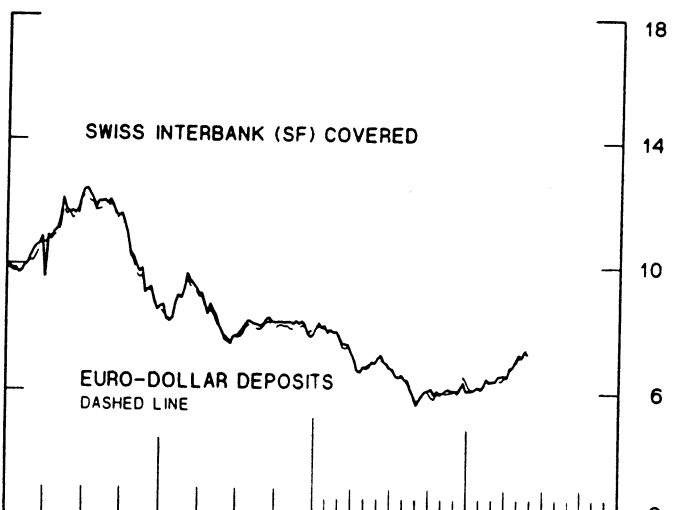
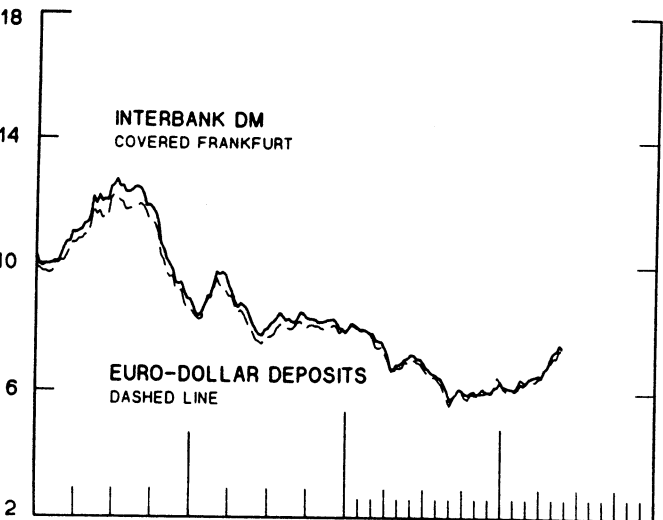
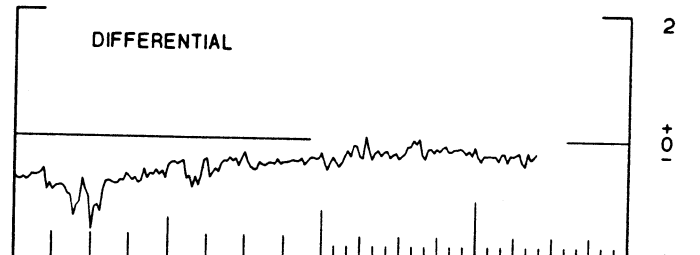
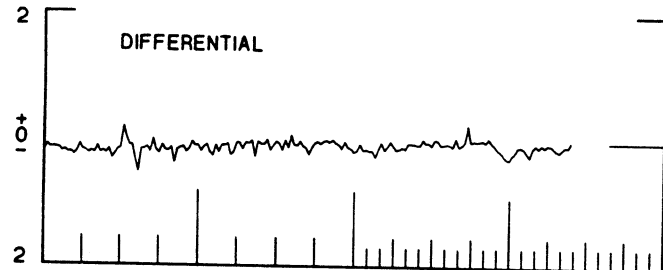
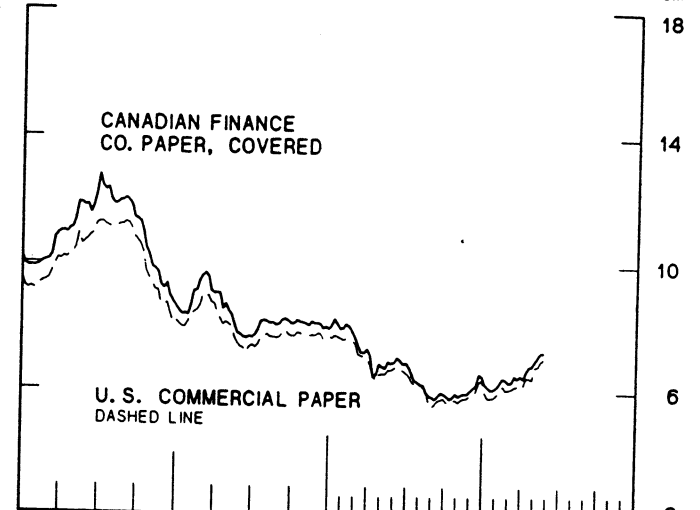
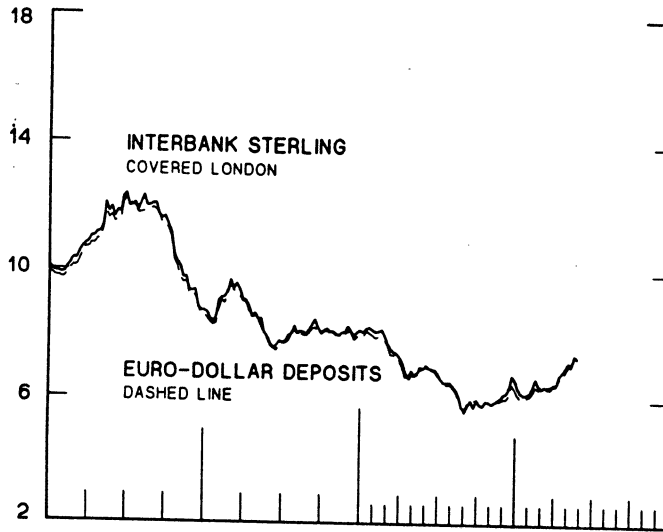
CHART 8

INTEREST ARBITRAGE: 3-MONTH FUNDS

DIFFERENTIAL: PLUS(+), INDICATES FAVOR DOLLAR ASSETS
AVERAGES FOR WEEK ENDING WEDNESDAY

PERCENT PER ANNUM

PERCENT PER ANNUM



1985

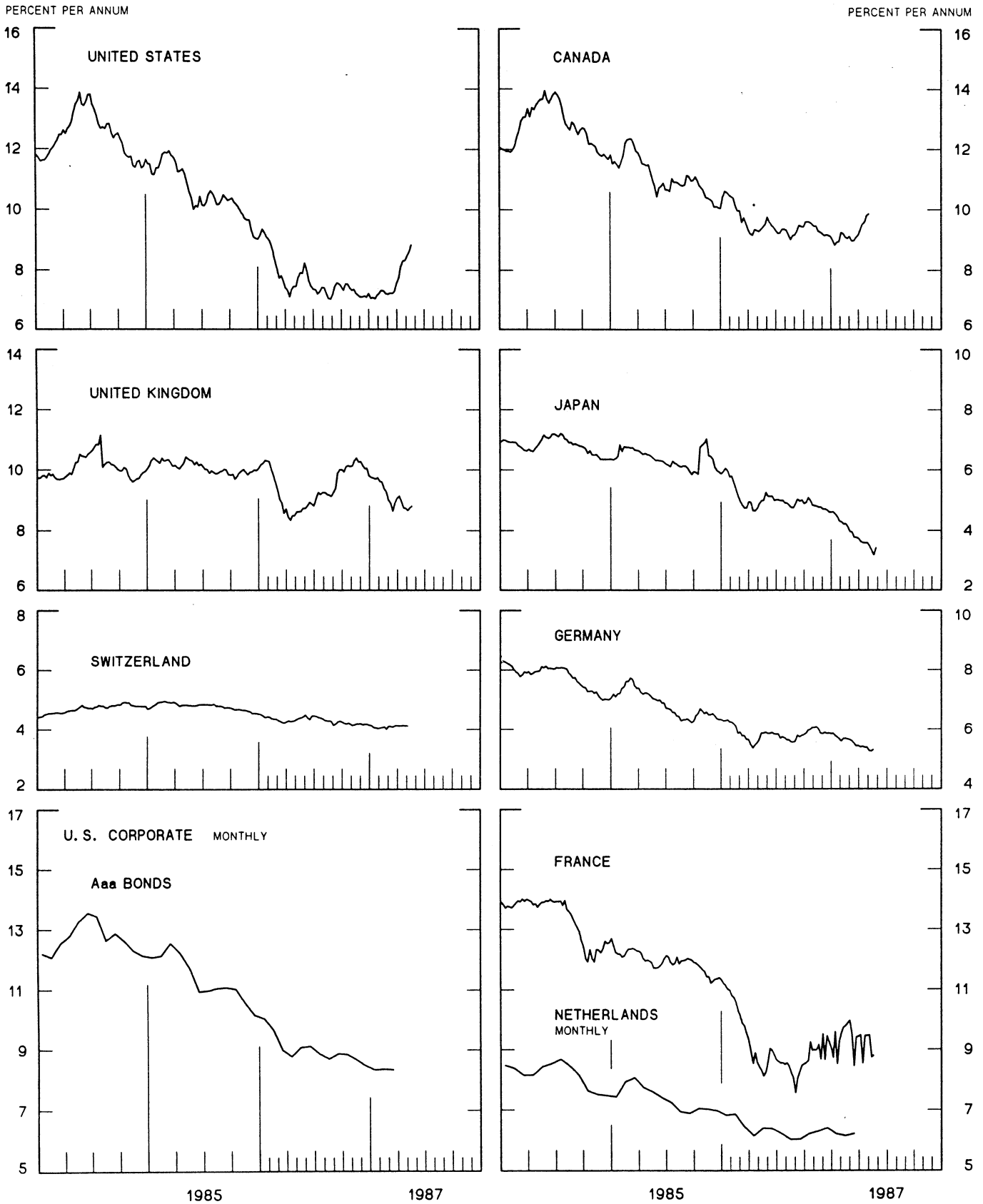
1987

1985

1987

* PERCENT ON DIFFERENTIAL SCALE = 2 PERCENT ON RATE SCALE

CHART 9
LONG-TERM GOVERNMENT BOND YIELDS
 WEEKLY SERIES

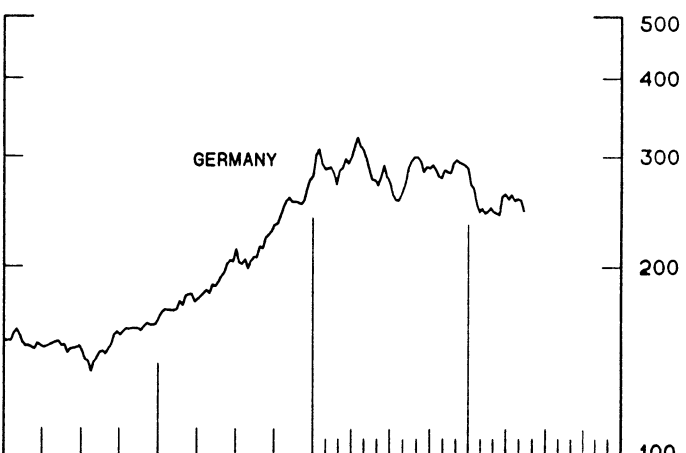
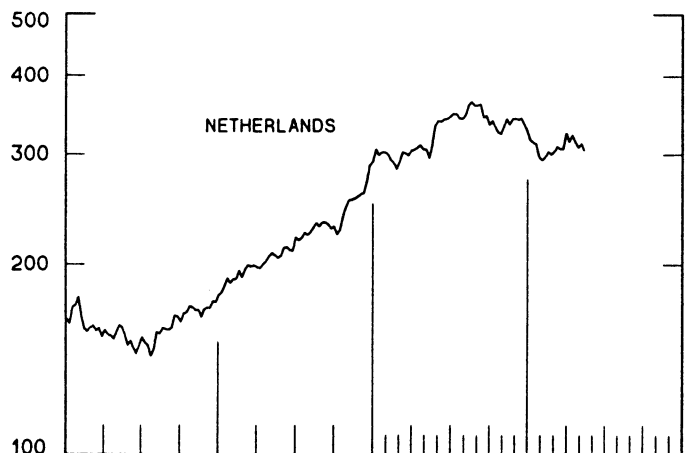
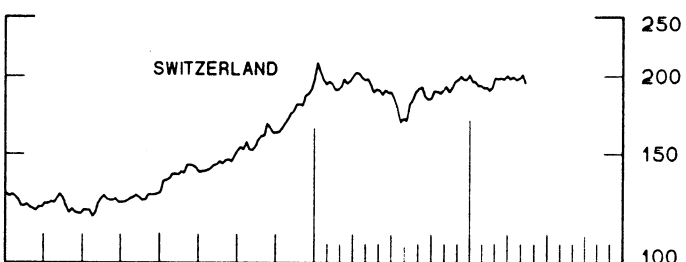
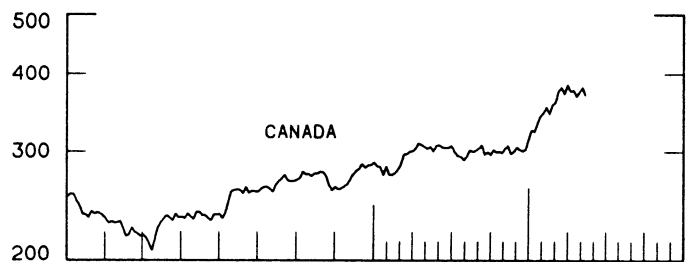
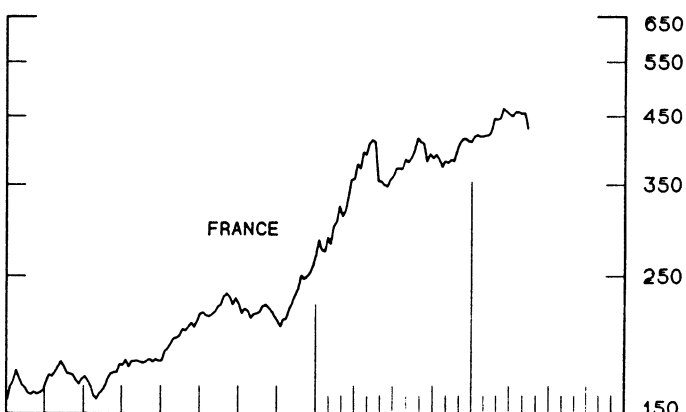
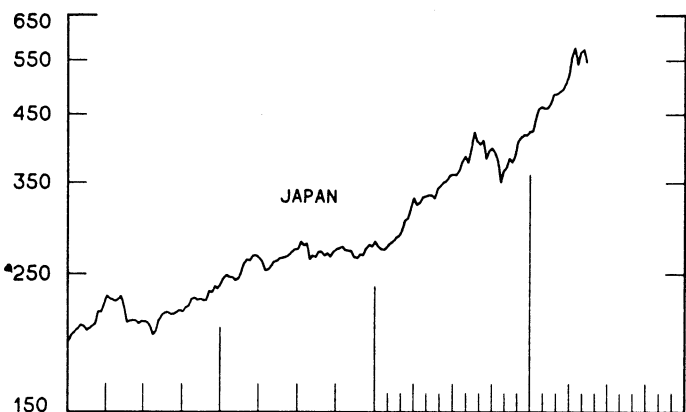
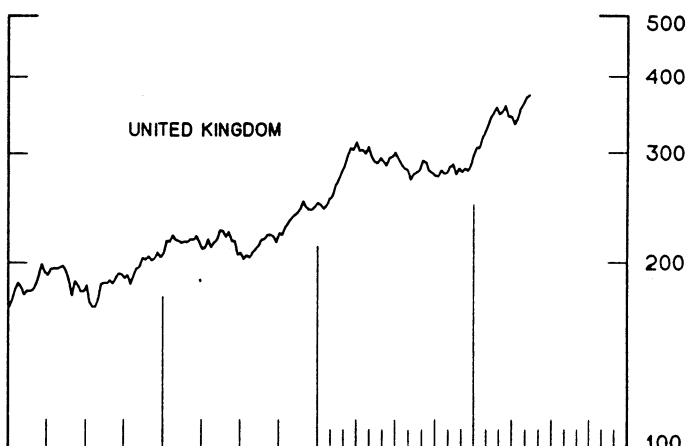
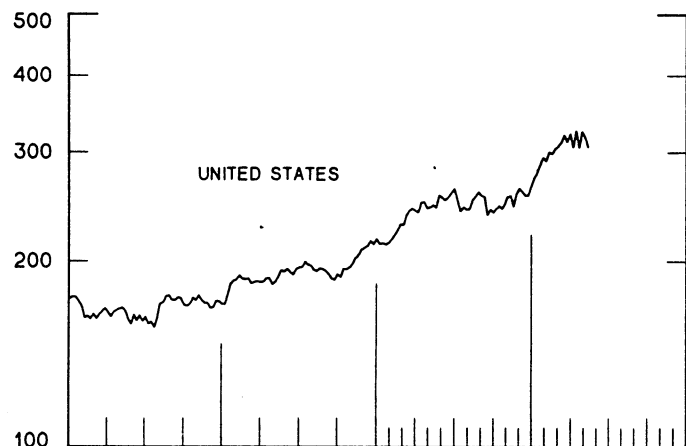


INDUSTRIAL STOCK INDICES

WEEKLY SERIES

RATIO SCALE
1969=100

RATIO SCALE
1969=100



1985

1987

1985

1987

LAST VALUE PLOTTED
DATE VALUE

SERIES NAME

CHART 1. SPOT EXCHANGE RATES AND INDICES

WEEKLY AVERAGES, NOON BUYING RATES (U.S. CENTS)

GERMAN MARK	MAY 27	55.69
JAPANESE YEN	MAY 27	0.70446
DUTCH GUILDER	MAY 27	49.44
U.K. POUND	MAY 27	164.97
CANADIAN DOLLAR	MAY 27	74.25
FRENCH FRANC	MAY 27	16.67
SWISS FRANC	MAY 27	67.64
BELGIAN FRANC	MAY 27	2.68679
ITALIAN LIRA	MAY 27	0.07699
SWEDISH KRONA	MAY 27	15.91

INDICES, MARCH 1973 BASE RATES = 100

GERMAN MARK	MAY 27	156.65
JAPANESE YEN	MAY 27	184.45
DUTCH GUILDER	MAY 27	141.92
U.K. POUND	MAY 27	66.73
CANADIAN DOLLAR	MAY 27	74.00
FRENCH FRANC	MAY 27	75.12
SWISS FRANC	MAY 27	217.62
BELGIAN FRANC	MAY 27	105.87
ITALIAN LIRA	MAY 27	43.74

WEIGHTED AVERAGE EXCHANGE VALUE INDICES, MAR 1973 = 100
(G-10 COUNTRIES PLUS SWITZERLAND)

U.S. DOLLAR	MAY 27	96.62
GERMAN MARK	MAY 27	165.62
JAPANESE YEN	MAY 27	192.57
DUTCH GUILDER	MAY 27	141.27
U.K. POUND	MAY 27	62.10
CANADIAN DOLLAR	MAY 27	70.21
FRENCH FRANC	MAY 27	70.53
SWISS FRANC	MAY 27	216.43
BELGIAN FRANC	MAY 27	103.21
ITALIAN LIRA	MAY 27	39.88
SWEDISH KRONA	MAY 27	67.72

CHART 2. 3-MONTH FORWARD EXCHANGE RATES, PREMIUM OR DISCOUNT

CANADIAN DOLLAR	MAY 27	-1.05
U.K. POUND	MAY 27	-1.44
GERMAN MARK	MAY 27	3.71
FRENCH FRANC	MAY 27	-0.92
SWISS FRANC	MAY 27	3.54
DUTCH GUILDER	MAY 27	2.30
JAPANESE YEN	MAY 27	3.61
ITALIAN LIRA	MAY 27	-2.60

LAST VALUE PLOTTED
DATE VALUE

SERIES NAME

CHART 3. GOLD PRICE IN LONDON, AFTERNOON FIXING

U. S. DOLLARS PER FINE OUNCE MAY 27 458.52

CHART 4. CALL MONEY RATES

U. S. FEDERAL FUNDS	MAY 27	6.80
OVERNIGHT EURO-DOLLAR DEPOSITS	MAY 27	6.63
U. K.	MAY 27	8.40
CANADA	MAY 27	7.25
GERMANY	MAY 27	3.63
JAPAN	MAY 27	3.08
FRANCE	MAY 27	7.89
NETHERLANDS	MAY 27	5.25
SWITZERLAND	MAY 27	1.00

CHART 5. 3-MONTH INTEREST RATES

U. S. 90-DAY CD'S, SECONDARY MARKET	MAY 27	7.15
GERMAN INTERBANK LOAN	MAY 27	3.67
JAPANESE GENSAKI RATE	MAY 27	3.71
CANADIAN FINANCE PAPER	MAY 27	8.35
INTERBANK STERLING	MAY 27	8.83
SWISS INTERBANK LOAN	MAY 27	3.65
FRENCH INTERBANK RATE	MAY 27	8.11
NETHERLANDS INTERBANK RATE	MAY 27	5.05
WEIGHTED AVERAGE FOREIGN INTEREST RATE (G-10 COUNTRIES PLUS SWITZERLAND)	MAY 27	5.97

CHART 6. EURO-DOLLAR DEPOSIT RATES: LONDON

OVERNIGHT	MAY 27	6.63
7-DAY	MAY 27	6.88
1-MONTH	MAY 27	7.01
3-MONTH	MAY 27	7.36
6-MONTH	MAY 27	7.65
1-YEAR	MAY 27	8.18

CHART 7. SELECTED EURO-DOLLAR AND U. S. MONEY MARKET RATES

OVERNIGHT EURO-DOLLAR DEPOSITS	MAY 27	6.63
U. S. FEDERAL FUNDS	MAY 27	6.80
DIFFERENTIAL	MAY 27	-0.18
3-MONTH EURO-DOLLAR DEPOSIT RATE	MAY 27	7.36
U. S. 90-DAY CD'S, SECONDARY MARKET	MAY 27	7.15
DIFFERENTIAL	MAY 27	0.21

LAST VALUE PLOTTED
DATE VALUE

SERIES NAME

CHART 8. INTEREST ARBITRAGE, 3-MONTH FUNDS

EURO-DOLLAR DEPOSIT	MAY 27	7.36
INTERBANK STERLING (LONDON), COVERED	MAY 27	7.36
DIFFERENTIAL	MAY 27	0.00
U.S. COMMERCIAL PAPER	MAY 27	7.07
CANADIAN FINANCE PAPER, COVERED	MAY 27	7.27
DIFFERENTIAL	MAY 27	-0.21
EURO-DOLLAR DEPOSIT	MAY 27	7.36
INTERBANK DM (FRANKFURT), COVERED	MAY 27	7.41
DIFFERENTIAL	MAY 27	-0.05
EURO-DOLLAR DEPOSIT	MAY 27	7.36
SWISS INTERBANK, COVERED	MAY 27	7.22
DIFFERENTIAL	MAY 27	0.14

CHART 9. LONG TERM GOVERNMENT BOND YIELDS

UNITED STATES	MAY 22	8.84
GERMANY	MAY 22	5.30
JAPAN (MONTHLY)	MAY 22	3.42
SWITZERLAND	MAY 8	4.11
CANADA	MAY 8	9.86
FRANCE	MAY 22	8.79
NETHERLANDS (MONTHLY)	MARCH	6.22
UNITED KINGDOM	MAY 22	8.80
U.S. CORPORATE		
AAA BONDS	MARCH	8.36

CHART 10. STOCK INDICES

UNITED STATES	MAY 20	305.33
UNITED KINGDOM	MAY 20	371.73
CANADA	MAY 20	368.47
GERMANY	MAY 20	245.48
SWITZERLAND	MAY 20	194.56
NETHERLANDS	MAY 20	304.47
FRANCE	MAY 20	428.26
JAPAN	MAY 20	544.88

FEDERAL RESERVE statistical release



H.10(512)

MAY 29, 1987

FOREIGN EXCHANGE RATES

FOR THE WEEK ENDING MAY 29, 1987

The Board of Governors of the Federal Reserve System is advised that the Federal Reserve Bank of New York has certified for customs purposes the following noon buying rates in New York City for cable transfers payable in foreign currencies:

COUNTRY	MONETARY UNIT	(CURRENCY UNITS PER DOLLAR)				
		MAY 25	MAY 26	MAY 27	MAY 28	MAY 29
*AUSTRALIA	DOLLAR		71.28	71.49	71.22	71.22
AUSTRIA	SCHILLING		12.705	12.795	12.773	12.828
BELGIUM	FRANC		37.500	37.650	37.680	37.880
BRAZIL	CRUZADO		NA	NA	NA	NA
CANADA	DOLLAR		1.3445	1.3467	1.3440	1.3388
CHINA, P. R.	YUAN		3.7314	3.7314	3.7314	3.7314
DENMARK	KRONE	H	6.7890	6.8630	6.8500	6.8670
FINLAND	MARKKA		4.4000	4.4280	4.4190	4.4320
FRANCE	FRANC		6.0335	6.0690	6.0570	6.0900
GERMANY	D. MARK	O	1.8075	1.8200	1.8164	1.8240
GREECE	DRACHMA		134.550	135.750	135.750	135.850
HONG KONG	DOLLAR		7.8075	7.8073	7.8075	7.8085
INDIA	RUPEE	L	12.7400	12.8900	12.8500	12.8400
*IRELAND	POUND		148.25	146.95	147.40	147.00
ITALY	LIRA		1304.75	1313.50	1312.00	1317.50
JAPAN	YEN	I	143.30	143.52	143.40	144.10
MALAYSIA	RINGGIT		2.4940	2.4945	2.4980	2.4990
NETHERLANDS	GUILDER		2.0355	2.0493	2.0460	2.0545
*NEW ZEALAND	DOLLAR	D	57.430	57.450	57.430	57.500
NORWAY	KRONE		6.7100	6.7500	6.7250	6.7620
PORTUGAL	ESCUDO		141.150	142.100	142.100	142.700
SINGAPORE	DOLLAR	A	2.1180	2.1220	2.1190	2.1215
*SOUTH AFRICA	RAND		49.75	49.30	49.30	49.45
SOUTH KOREA	WON		828.00	828.10	828.20	826.40
SPAIN	PESETA	Y	126.500	127.000	126.720	127.400
SRI LANKA	RUPEE		29.005	29.018	29.018	29.040
SWEDEN	KRONA		6.3150	6.3460	6.3450	6.3620
SWITZERLAND	FRANC		1.4880	1.5070	1.5065	1.5125
TAIWAN	DOLLAR		31.820	31.760	31.690	31.610
THAILAND	BAHT		25.680	25.760	25.750	25.750
*UNITED KINGDOM	POUND		163.40	161.30	162.55	162.95
MEMO:						
*UNITED STATES	DOLLAR		97.22	97.83	97.62	97.90

#INDEX OF WEIGHTED AVERAGE EXCHANGE VALUE OF U.S. DOLLAR AGAINST CURRENCIES OF OTHER G-10 COUNTRIES. MARCH 1973 = 100. WEIGHTS ARE 1972-76 GLOBAL TRADE OF EACH OF THE 10 COUNTRIES. SERIES REVISED AS OF AUGUST 1978. FOR DESCRIPTION AND BACK DATA, SEE "INDEX OF THE WEIGHTED-AVERAGE EXCHANGE VALUE OF THE U.S. DOLLAR: REVISION" ON PAGE 700 OF THE AUGUST 1978 FEDERAL RESERVE BULLETIN.

*VALUE IS U.S. CENTS