

5-440

(516/517)

LIBRARY

MAY 12 1987

FEDERAL RESERVE
BANK OF CHICAGO

DATA FILE
LIBRARY
FEDERAL RESERVE BANK
OF CHICAGO

Selected Interest & Exchange Rates

Weekly Series of Charts

May 11, 1987

Prepared by the
FINANCIAL MARKETS
SECTION

DIVISION OF
INTERNATIONAL FINANCE

BOARD OF GOVERNORS
FEDERAL RESERVE SYSTEM
Washington, D.C. 20551

Table of Contents

TABLES

1. LATEST FIGURES PLOTTED
2. DAILY CERTIFIED SPOT EXCHANGE RATES--
H.10 RELEASE

CHARTS

1. SPOT EXCHANGE RATE INDICES
2. 3-MONTH FORWARD EXCHANGE RATES
3. GOLD PRICE--LONDON
4. CALL MONEY RATES
5. 3-MONTH INTEREST RATES
6. EURO-DOLLAR DEPOSIT RATES
7. SELECTED EURO-DOLLAR AND
U.S. MONEY MARKET RATES
8. INTEREST ARBITRAGE: 3-MONTH FUNDS
9. LONG-TERM GOVERNMENT BOND YIELDS
10. INDUSTRIAL STOCK INDICES

SUBSCRIPTION RATES:

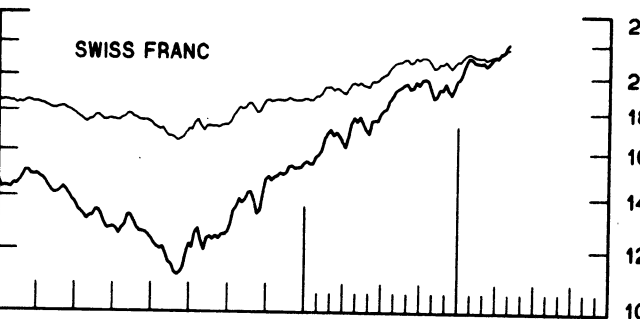
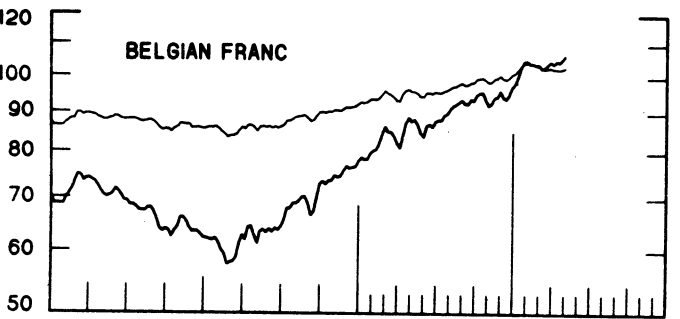
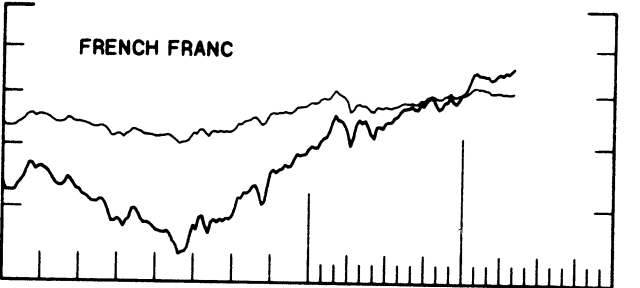
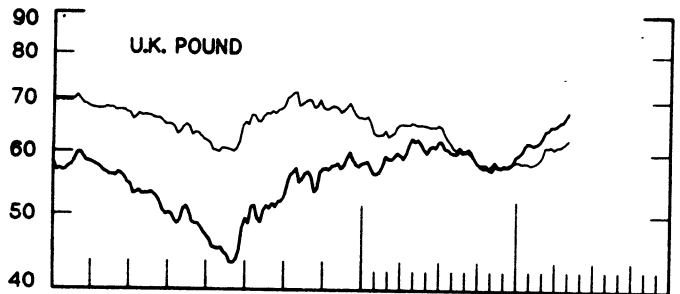
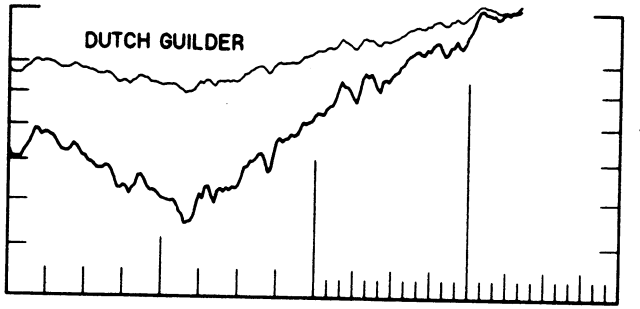
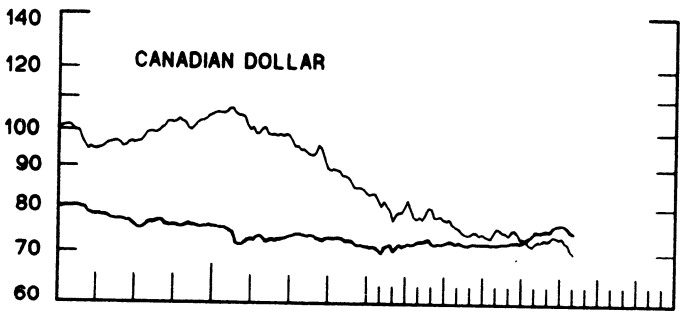
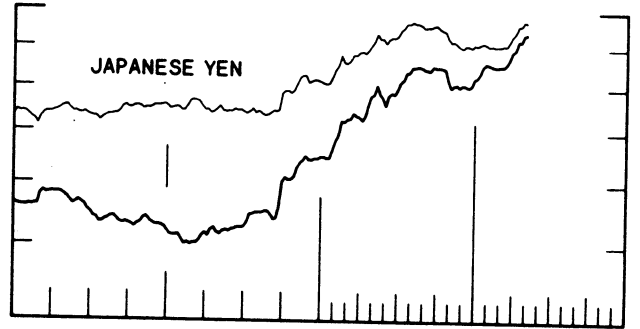
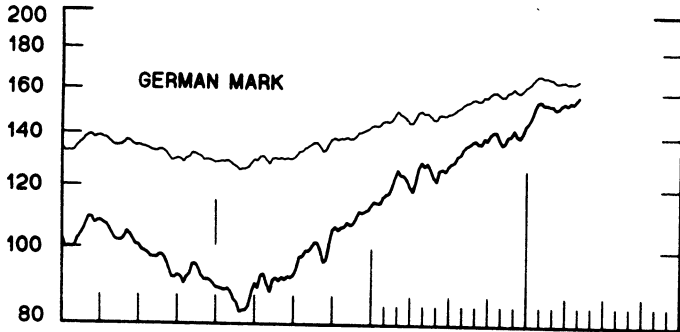
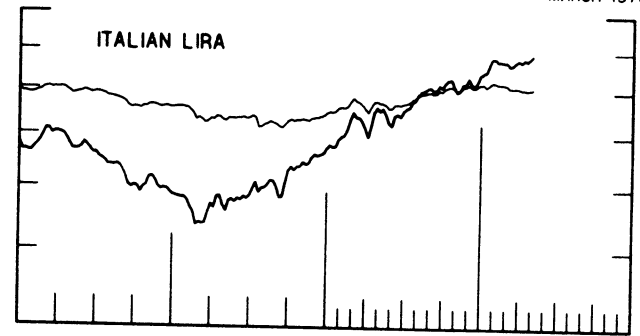
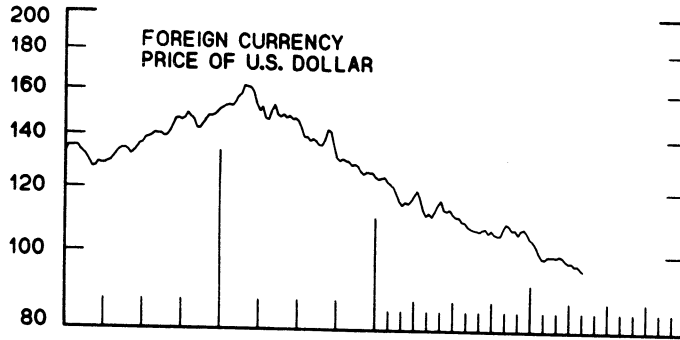
Weekly \$15.00 per year or \$.40 each in the United States, its possessions, Canada, and Mexico; 10 or more of the same issue to one address, \$13.50 per year or \$.35 each. Elsewhere, \$20.00 per year or \$.50 each. Address requests to Publications Services, Division of Administrative Services, and make payment remittance payable to the order of the Board of Governors of the Federal Reserve System in a form collectible at par in U.S. Currency.

SPOT EXCHANGE INDICES

DOLLAR PRICES OF FOREIGN CURRENCIES AND WEIGHTED AVERAGE VALUES (THIN LINE)
AVERAGES FOR WEEK ENDING WEDNESDAY

RATIO SCALE
MARCH 1973=100

RATIO SCALE
MARCH 1973=100



1985

1987

1985

1987

CHART 2
3-MONTH FORWARD EXCHANGE RATES

PREMIUM (+) OR (-)
AVERAGES FOR WEEK ENDING WEDNESDAY

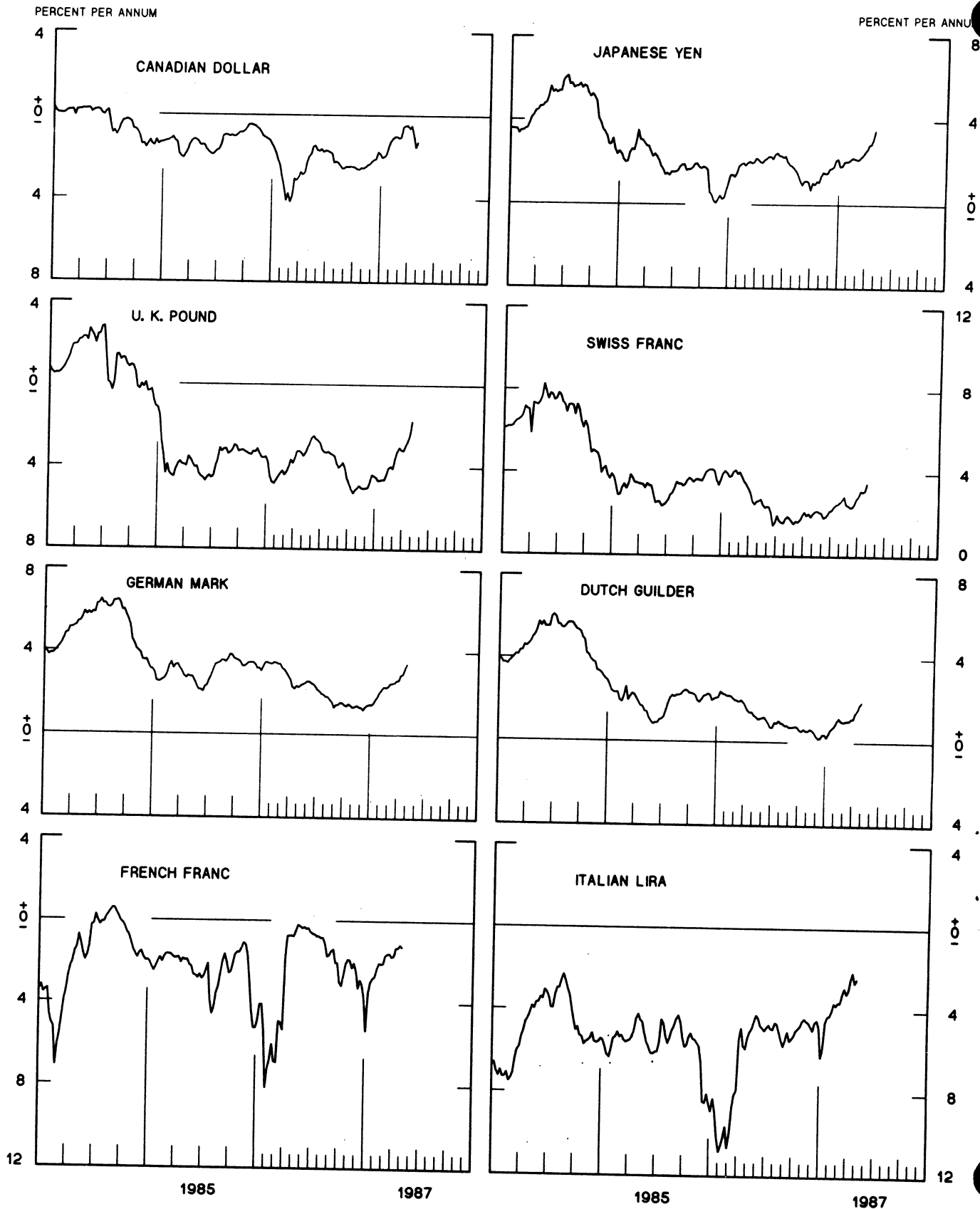


CHART 3
PRICE OF GOLD IN LONDON
AVERAGES FOR WEEK ENDING WEDNESDAY



CHART 4
CALL MONEY RATES
WEEKLY SERIES

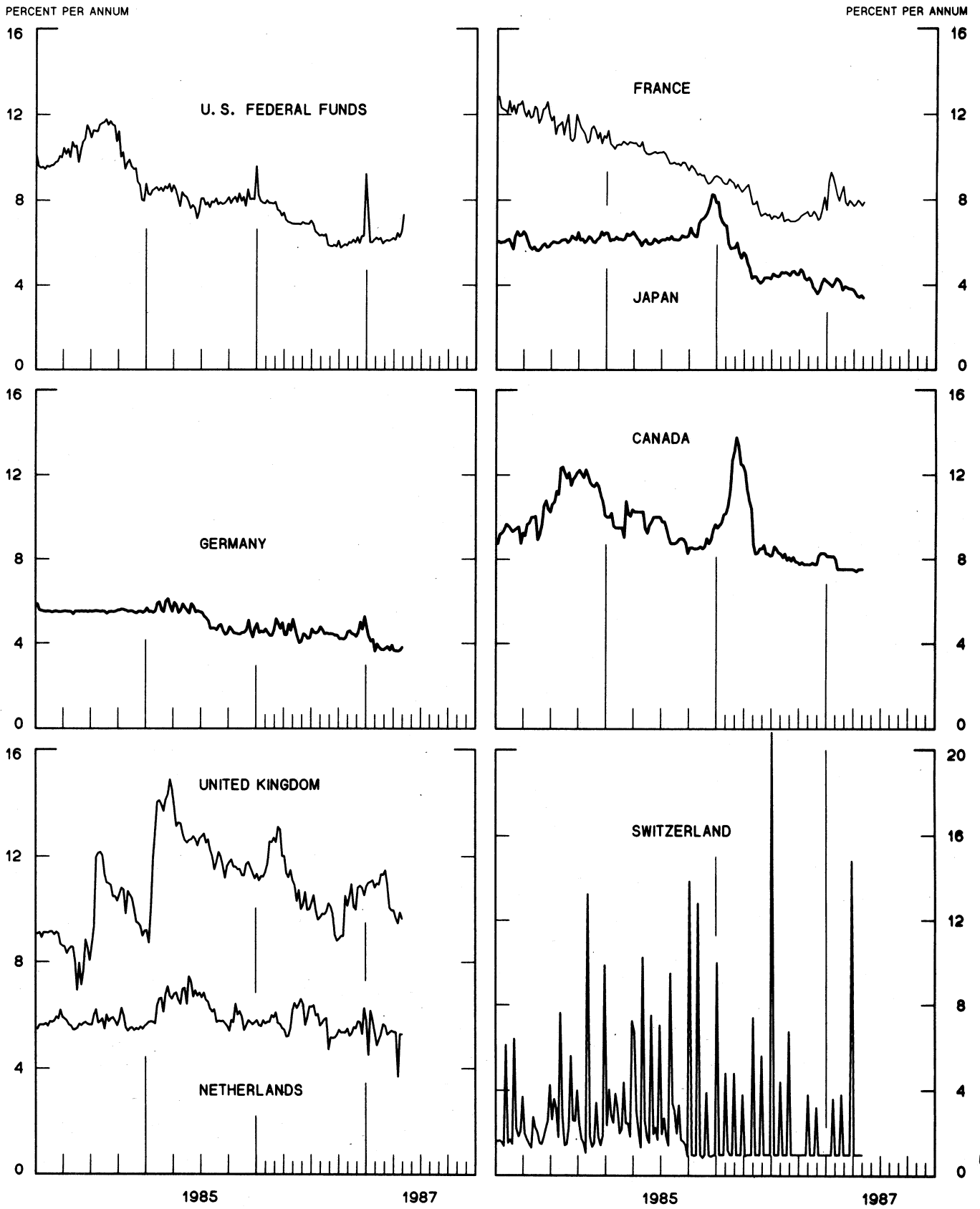


CHART 5
3-MONTH INTEREST RATES
 WEEKLY SERIES

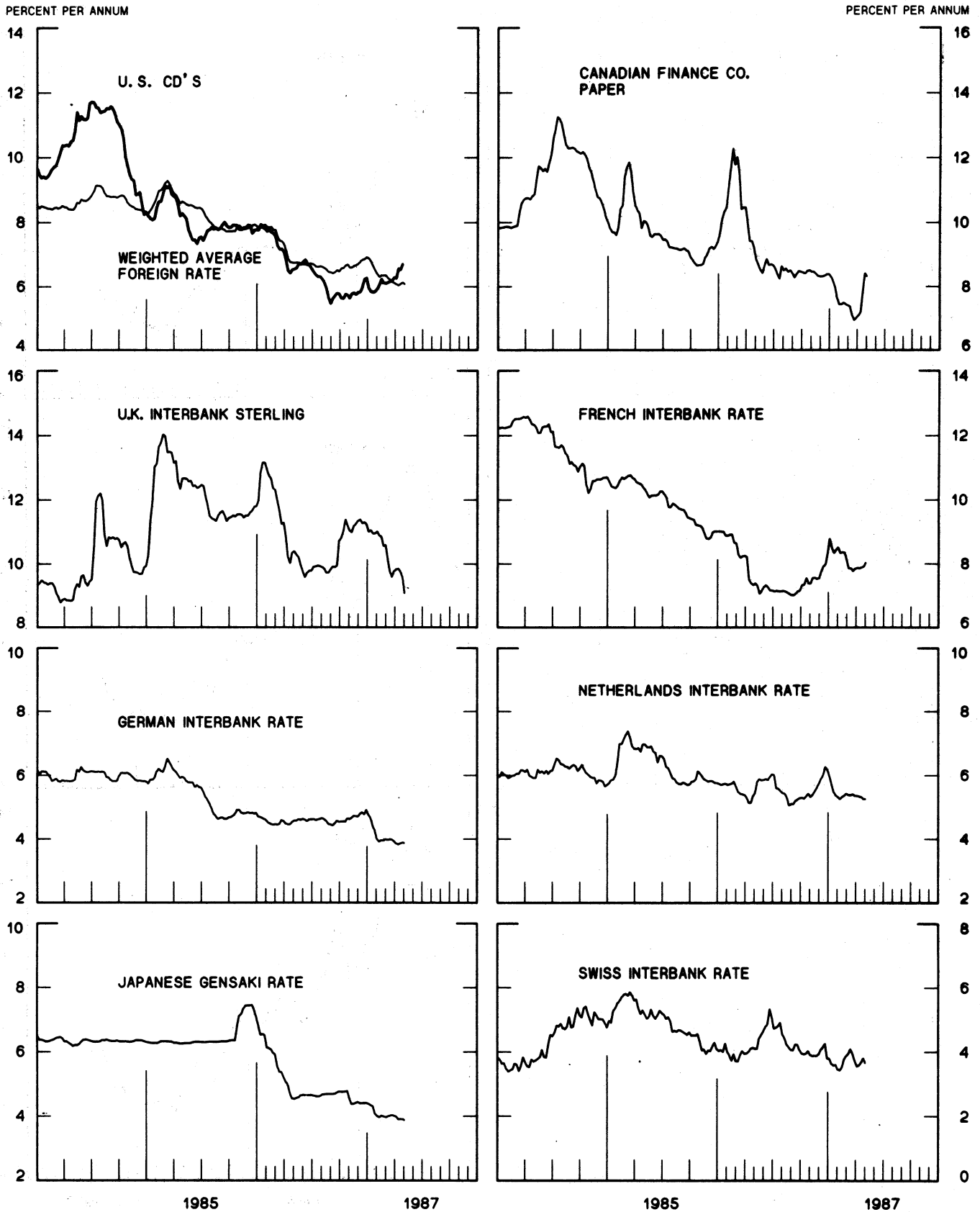


CHART 6
EURO-DOLLAR DEPOSIT RATES LONDON
AVERAGES FOR WEEK ENDING WEDNESDAY

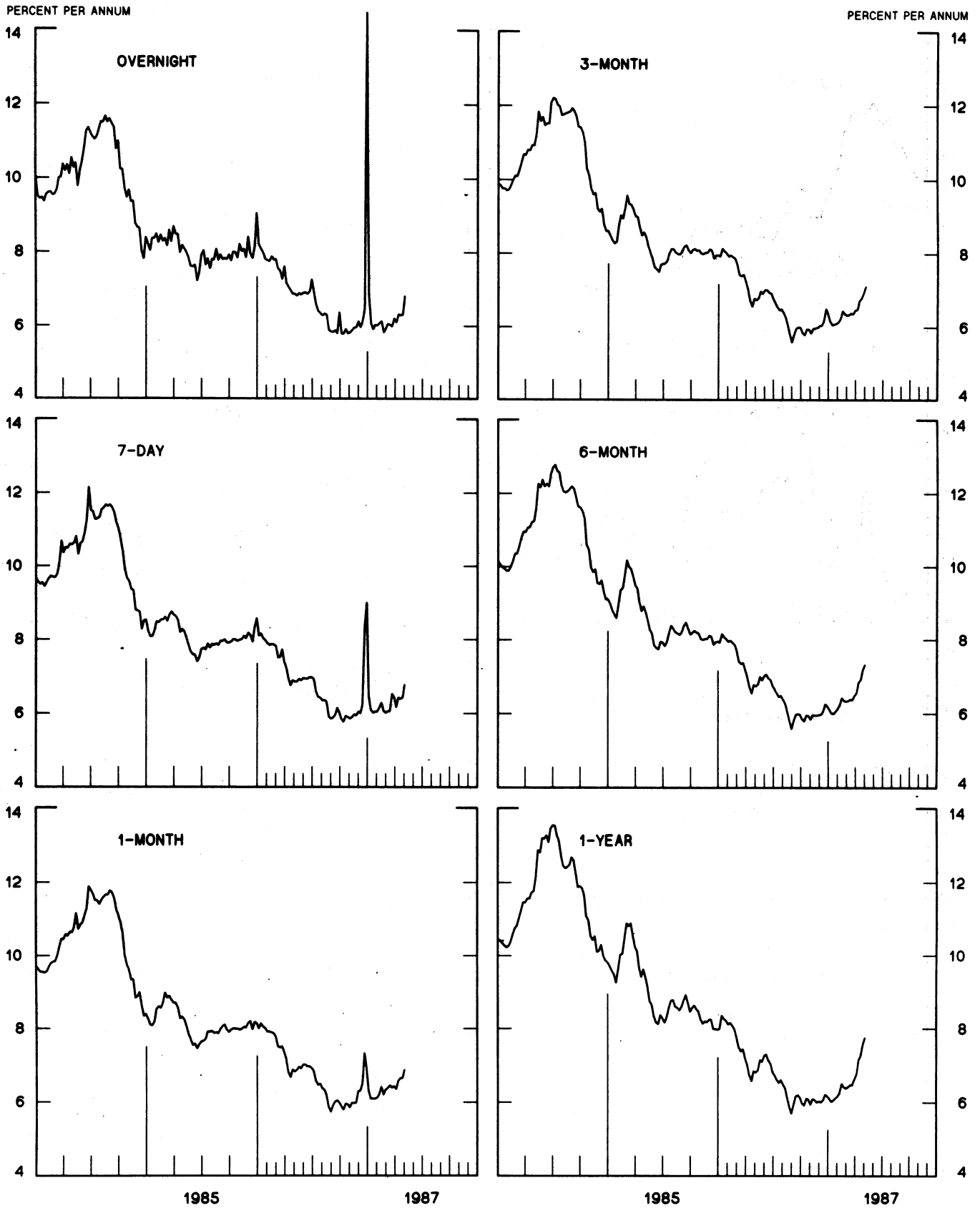
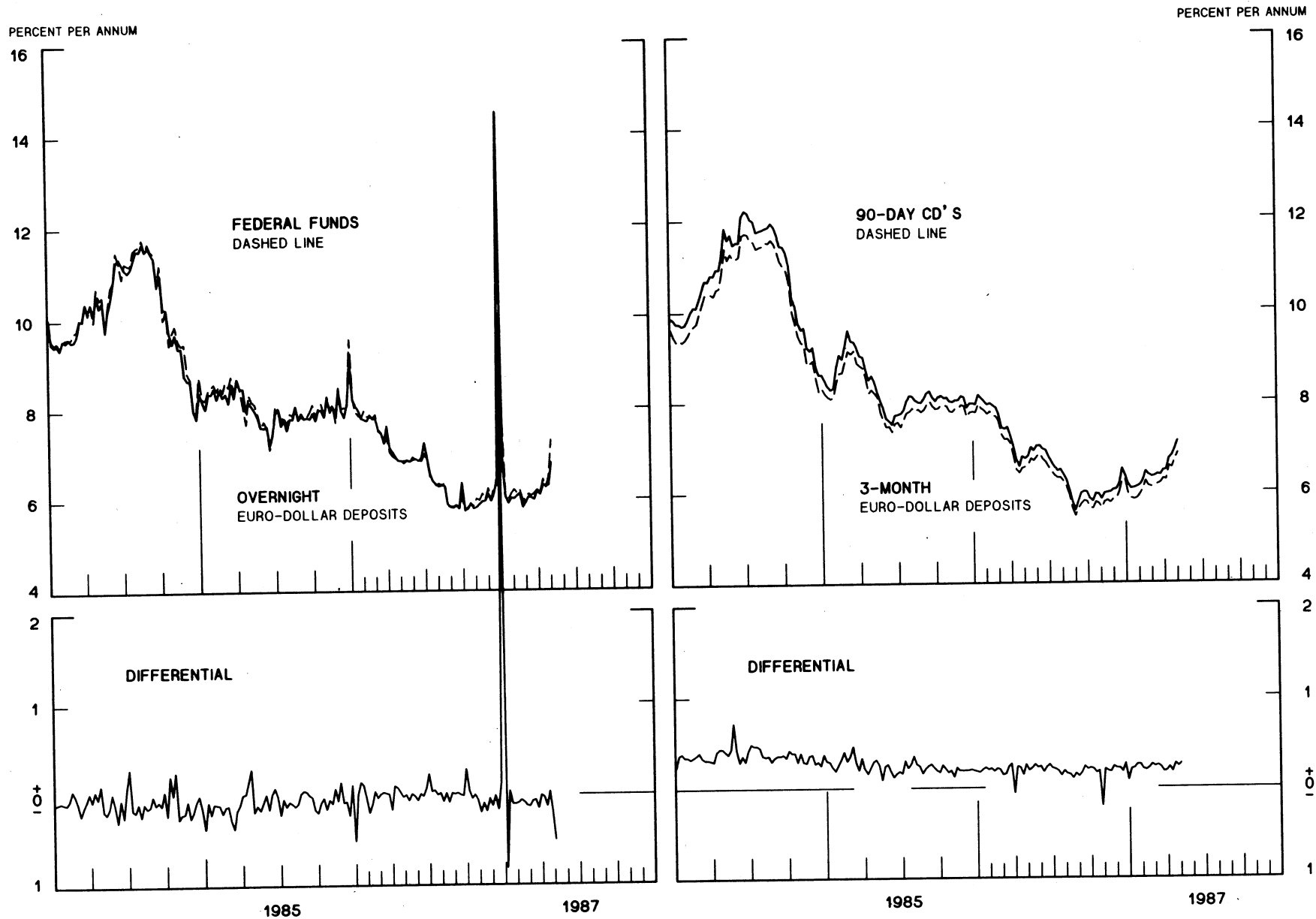


CHART 7

SELECTED EURO-DOLLAR AND U. S. MONEY MARKET RATES

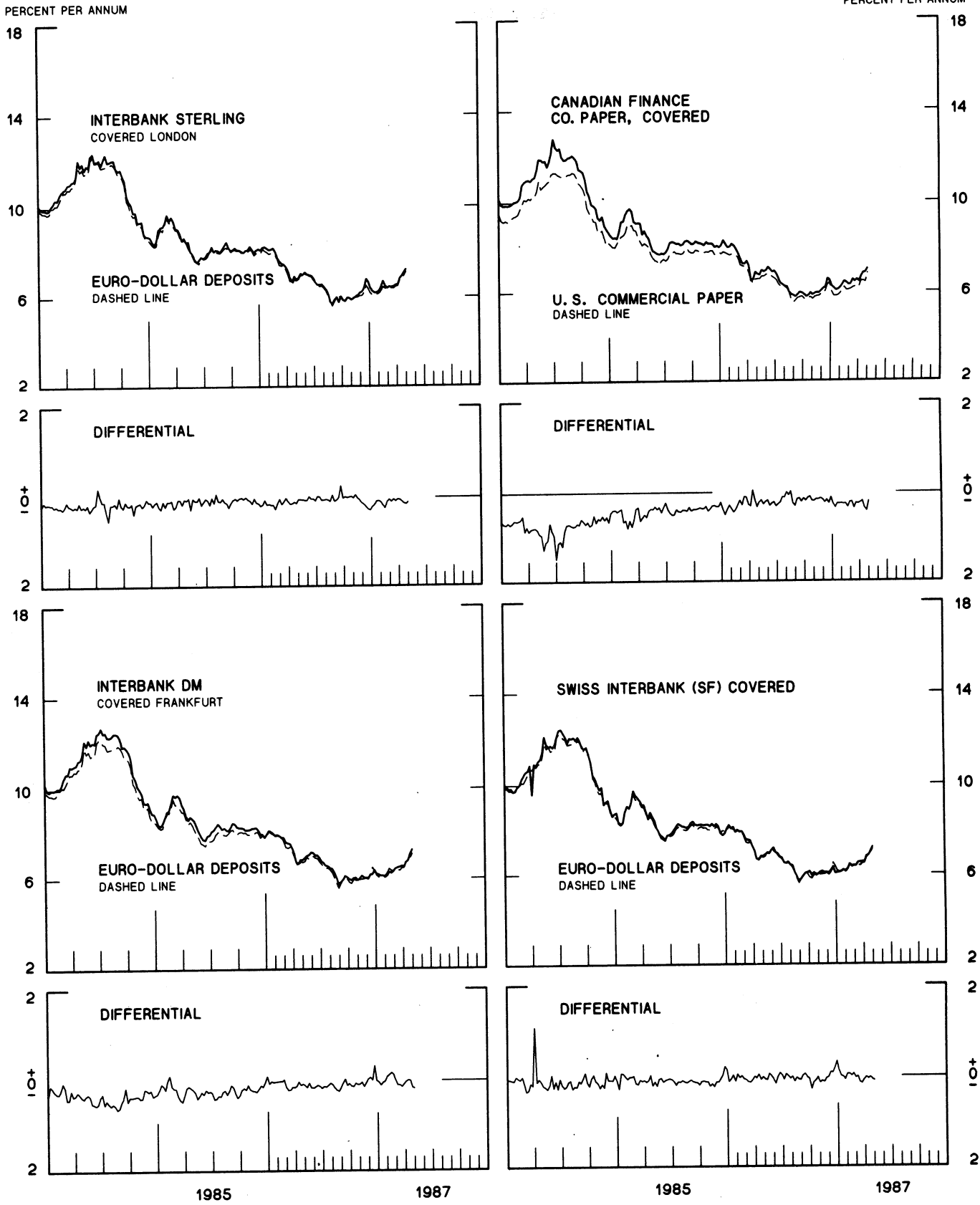
DIFFERENTIAL: PLUS(+), FAVORS BORROWING IN U. S.
AVERAGES FOR WEEK ENDING WEDNESDAY



1 PERCENT ON DIFFERENTIAL SCALE = 2 PERCENT ON RATE SCALE

INTEREST ARBITRAGE: 3-MONTH FUNDS

DIFFERENTIAL: PLUS(+), INDICATES FAVOR DOLLAR ASSETS
AVERAGES FOR WEEK ENDING WEDNESDAY



1 PERCENT ON DIFFERENTIAL SCALE = 2 PERCENT ON RATE SCALE

CHART 9
LONG-TERM GOVERNMENT BOND YIELDS
 WEEKLY SERIES

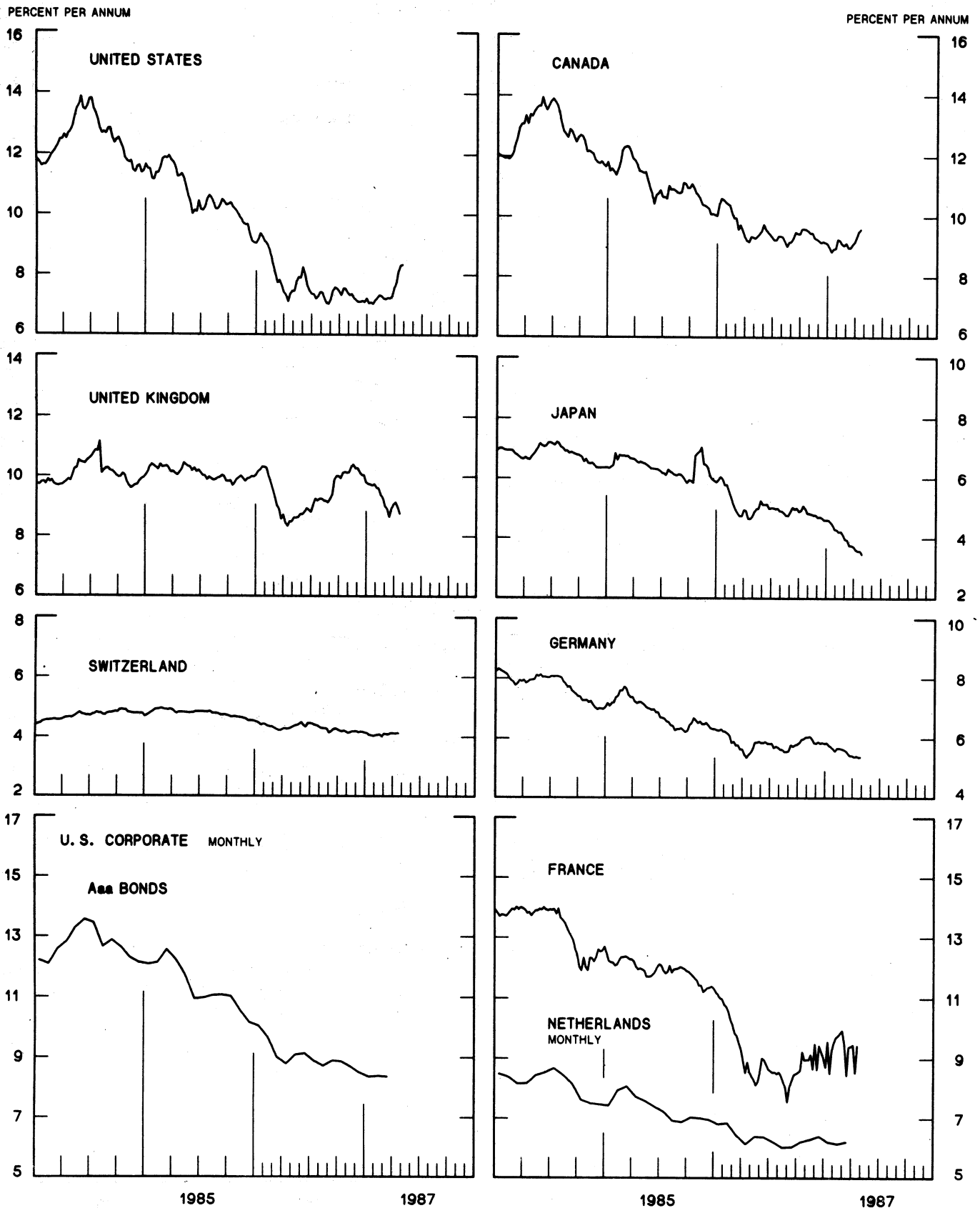
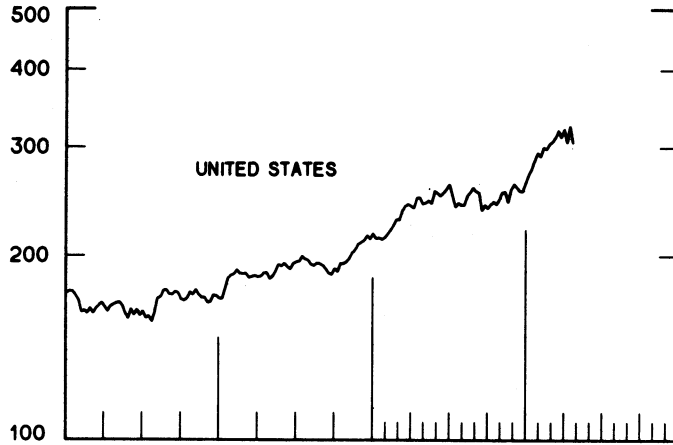
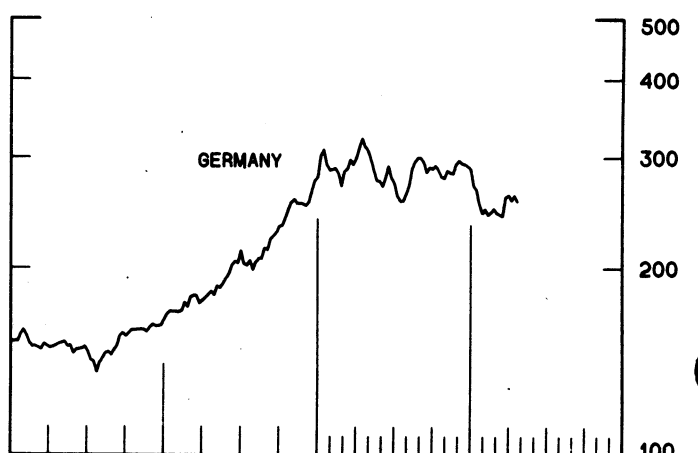
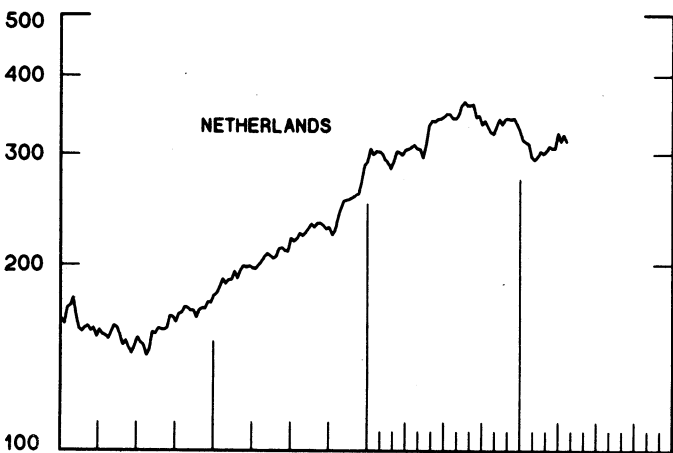
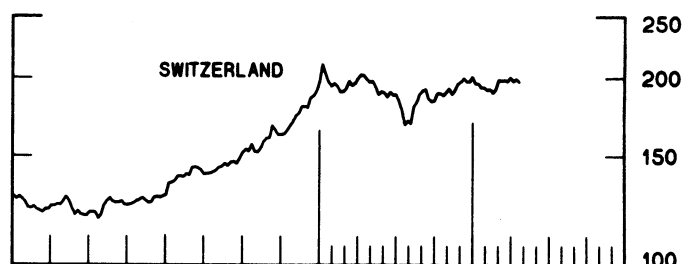
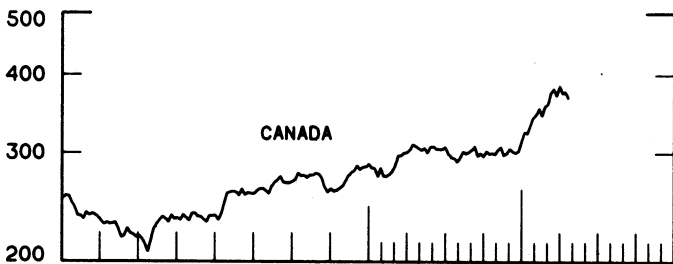
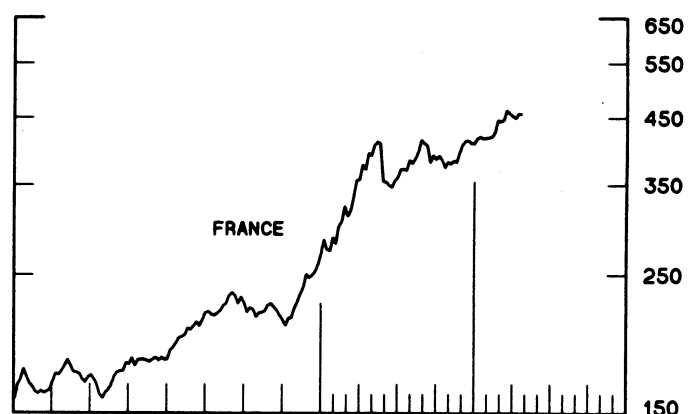
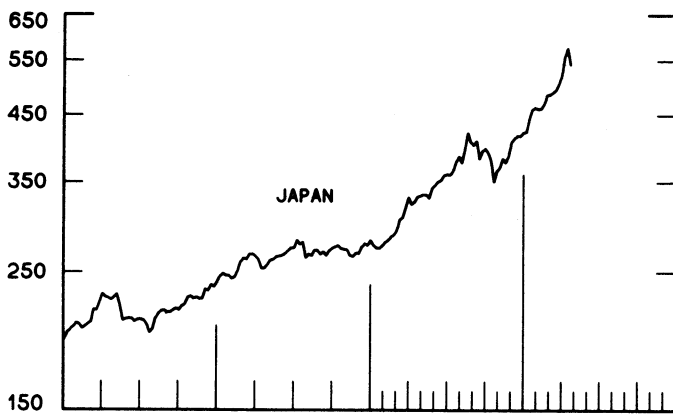
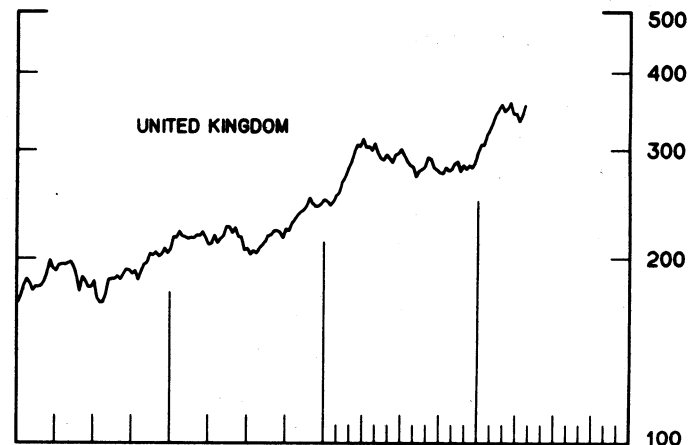


CHART 10
INDUSTRIAL STOCK INDICES
WEEKLY SERIES

RATIO SCALE
1969=100



RATIO SCALE
1969=100



1985

1987

1985

1987

SERIES NAME

LAST VALUE PLOTTED
DATE VALUE

CHART 1. SPOT EXCHANGE RATES AND INDICES

WEEKLY AVERAGES, NOON BUYING RATES (U.S. CENTS)

GERMAN MARK	MAY 6	56.20
JAPANESE YEN	MAY 6	0.71636
DUTCH GUILDER	MAY 6	49.82
U.K. POUND	MAY 6	167.64
CANADIAN DOLLAR	MAY 6	74.65
FRENCH FRANC	MAY 6	16.82
SWISS FRANC	MAY 6	68.50
BELGIAN FRANC	MAY 6	2.70779
ITALIAN LIRA	MAY 6	0.07846
SWEDISH KRONA	MAY 6	16.05

INDICES, MARCH 1973 BASE RATES = 100

GERMAN MARK	MAY 6	158.09
JAPANESE YEN	MAY 6	187.57
DUTCH GUILDER	MAY 6	143.02
U.K. POUND	MAY 6	67.80
CANADIAN DOLLAR	MAY 6	74.40
FRENCH FRANC	MAY 6	75.78
SWISS FRANC	MAY 6	220.36
BELGIAN FRANC	MAY 6	106.70
ITALIAN LIRA	MAY 6	44.57

WEIGHTED AVERAGE EXCHANGE VALUE INDICES, MAR 1973 = 100
(G-10 COUNTRIES PLUS SWITZERLAND)

U.S. DOLLAR	MAY 6	95.53
GERMAN MARK	MAY 6	165.67
JAPANESE YEN	MAY 6	194.26
DUTCH GUILDER	MAY 6	141.09
U.K. POUND	MAY 6	62.59
CANADIAN DOLLAR	MAY 6	69.94
FRENCH FRANC	MAY 6	70.51
SWISS FRANC	MAY 6	217.24
BELGIAN FRANC	MAY 6	103.08
ITALIAN LIRA	MAY 6	40.31
SWEDISH KRONA	MAY 6	67.67

CHART 2. 3-MONTH FORWARD EXCHANGE RATES, PREMIUM OR DISCOUNT

CANADIAN DOLLAR	MAY 6	-1.28
U.K. POUND	MAY 6	-1.80
GERMAN MARK	MAY 6	3.39
FRENCH FRANC	MAY 6	-1.27
SWISS FRANC	MAY 6	3.52
DUTCH GUILDER	MAY 6	1.92
JAPANESE YEN	MAY 6	3.52
ITALIAN LIRA	MAY 6	-2.44

SERIES NAME	LAST VALUE PLOTTED	
	DATE	VALUE
CHART 3. GOLD PRICE IN LONDON, AFTERNOON FIXING		
U.S. DOLLARS PER FINE OUNCE	MAY 6	456.37
CHART 4. CALL MONEY RATES		
U.S. FEDERAL FUNDS	MAY 6	7.30
OVERNIGHT EURO-DOLLAR DEPOSITS	MAY 6	6.80
U. K.	MAY 6	9.63
CANADA	MAY 6	7.50
GERMANY	MAY 6	3.82
JAPAN	MAY 6	3.38
FRANCE	MAY 6	7.89
NETHERLANDS	MAY 6	5.28
SWITZERLAND	MAY 6	1.00
CHART 5. 3-MONTH INTEREST RATES		
U.S. 90-DAY CD'S, SECONDARY MARKET	MAY 6	6.85
GERMAN INTERBANK LOAN	MAY 6	3.86
JAPANESE GENSAKI RATE	MAY 6	3.87
CANADIAN FINANCE PAPER	MAY 6	8.31
INTERBANK STERLING	MAY 6	9.06
SWISS INTERBANK LOAN	MAY 6	3.66
FRENCH INTERBANK RATE	MAY 6	8.03
NETHERLANDS INTERBANK RATE	MAY 6	5.25
WEIGHTED AVERAGE FOREIGN INTEREST RATE (G-10 COUNTRIES PLUS SWITZERLAND)	MAY 6	6.08
CHART 6. EURO-DOLLAR DEPOSIT RATES: LONDON		
OVERNIGHT	MAY 6	6.80
7-DAY	MAY 6	6.78
1-MONTH	MAY 6	6.88
3-MONTH	MAY 6	7.11
6-MONTH	MAY 6	7.33
1-YEAR	MAY 6	7.75
CHART 7. SELECTED EURO-DOLLAR AND U.S. MONEY MARKET RATES		
OVERNIGHT EURO-DOLLAR DEPOSITS	MAY 6	6.80
U.S. FEDERAL FUNDS	MAY 6	7.30
DIFFERENTIAL	MAY 6	-0.50
3-MONTH EURO-DOLLAR DEPOSIT RATE	MAY 6	7.11
U.S. 90-DAY CD'S, SECONDARY MARKET	MAY 6	6.85
DIFFERENTIAL	MAY 6	0.26

SERIES NAME

LAST VALUE PLOTTED
DATE VALUE

CHART 8. INTEREST ARBITRAGE, 3-MONTH FUNDS

EURO-DOLLAR DEPOSIT	MAY 6	7.11
INTERBANK STERLING (LONDON), COVERED	MAY 6	7.22
DIFFERENTIAL	MAY 6	-0.11
U.S. COMMERCIAL PAPER	MAY 6	6.81
CANADIAN FINANCE PAPER, COVERED	MAY 6	7.01
DIFFERENTIAL	MAY 6	-0.20
EURO-DOLLAR DEPOSIT	MAY 6	7.11
INTERBANK DM (FRANKFURT), COVERED	MAY 6	7.28
DIFFERENTIAL	MAY 6	-0.17
EURO-DOLLAR DEPOSIT	MAY 6	7.11
SWISS INTERBANK, COVERED	MAY 6	7.20
DIFFERENTIAL	MAY 6	-0.09

CHART 9. LONG TERM GOVERNMENT BOND YIELDS

UNITED STATES	MAY 1	8.32
GERMANY	MAY 1	5.38
JAPAN (MONTHLY)	APRIL 24	3.47
SWITZERLAND	APRIL 24	4.12
CANADA	APRIL 24	9.59
FRANCE	APRIL 24	9.44
NETHERLANDS (MONTHLY)	MARCH	6.22
UNITED KINGDOM	MAY 1	8.72

U.S. CORPORATE

AAA BONDS	MARCH	8.36
-----------	-------	------

CHART 10. STOCK INDICES

UNITED STATES	APRIL 29	305.06
UNITED KINGDOM	APRIL 29	353.66
CANADA	APRIL 29	366.87
GERMANY	APRIL 29	255.13
SWITZERLAND	APRIL 29	196.88
NETHERLANDS	APRIL 29	313.36
FRANCE	APRIL 29	456.23
JAPAN	APRIL 29	541.29



FEDERAL RESERVE statistical release

H.10(512)

MAY 8, 1987

FOREIGN EXCHANGE RATES

FOR THE WEEK ENDING MAY 8, 1987

The Board of Governors of the Federal Reserve System is advised that the Federal Reserve Bank of New York has certified for customs purposes the following noon buying rates in New York City for cable transfers payable in foreign currencies:

COUNTRY	MONETARY UNIT	(CURRENCY UNITS PER DOLLAR)				
		MAY 4	MAY 5	MAY 6	MAY 7	MAY 8
*AUSTRALIA	DOLLAR	70.46	71.03	71.03	71.11	71.17
AUSTRIA	SCHILLING	12.470	12.440	12.460	12.500	12.570
BELGIUM	FRANC	36.820	36.720	36.740	36.900	37.100
BRAZIL	CRUZADO	NA	NA	NA	NA	NA
CANADA	DOLLAR	1.3447	1.3420	1.3363	1.3365	1.3370
CHINA, P. R.	YUAN	3.7314	3.7314	3.7314	3.7314	3.7314
DENMARK	KRONE	6.6880	6.6610	6.6635	6.6970	6.7410
FINLAND	MARKKA	4.3355	4.3220	4.3300	4.3430	4.3425
FRANCE	FRANC	5.9350	5.9200	5.9300	5.9475	5.9780
GERMANY	D. MARK	1.7742	1.7689	1.7735	1.7780	1.7890
GREECE	DRACHMA	132.280	131.900	132.050	132.500	133.250
HONG KONG	DOLLAR	7.8080	7.8075	7.8080	7.8045	7.8030
INDIA	RUPEE	12.6300	12.6100	12.5700	12.5900	12.5900
*IRELAND	POUND	150.67	151.00	151.00	150.25	149.45
ITALY	LIRA	1271.00	1268.00	1269.50	1281.00	1292.00
JAPAN	YEN	139.10	138.67	139.20	139.40	139.60
MALAYSIA	RINGGIT	2.4775	2.4665	2.4660	2.4695	2.4690
NETHERLANDS	GUILDER	2.0015	1.9955	1.9995	2.0045	2.0165
*NEW ZEALAND	DOLLAR	57.700	57.800	57.600	57.150	57.300
NORWAY	KRONE	6.6500	6.6130	6.6160	6.6530	6.6695
PORTUGAL	ESCUDO	138.450	137.700	137.600	137.950	138.950
SINGAPORE	DOLLAR	2.1245	2.1210	2.1205	2.1230	2.1235
*SOUTH AFRICA	RAND	50.10	50.20	50.00	49.90	49.75
SOUTH KOREA	WON	836.80	836.80	835.60	835.70	835.80
SPAIN	PESETA	124.600	124.200	124.100	124.670	126.100
SRI LANKA	RUPEE	28.958	28.958	28.977	28.977	28.977
SWEDEN	KRONA	6.2255	6.2030	6.2140	6.2345	6.2475
SWITZERLAND	FRANC	1.4525	1.4540	1.4555	1.4605	1.4710
TAIWAN	DOLLAR	32.900	32.830	32.770	32.700	32.650
THAILAND	BAHT	25.590	25.590	25.580	25.570	25.590
*UNITED KINGDOM	POUND	168.00	168.85	168.43	167.90	167.45
MEMO:						
*UNITED STATES	DOLLAR	95.32	95.04	95.20	95.49	95.91

#INDEX OF WEIGHTED AVERAGE EXCHANGE VALUE OF U.S. DOLLAR AGAINST CURRENCIES OF OTHER G-10 COUNTRIES. MARCH 1973 = 100. WEIGHTS ARE 1972-76 GLOBAL TRADE OF EACH OF THE 10 COUNTRIES. SERIES REVISED AS OF AUGUST 1978. FOR DESCRIPTION AND BACK DATA, SEE "INDEX OF THE WEIGHTED-AVERAGE EXCHANGE VALUE OF THE U.S. DOLLAR: REVISION" ON PAGE 700 OF THE AUGUST 1978 FEDERAL RESERVE BULLETIN.

*VALUE IS U.S. CENTS