

(516/517)

5-440

LIBRARY

APR 29 1987 ✓

FEDERAL RESERVE
BANK OF CHICAGO

DATA FILE
LIBRARY
FEDERAL RESERVE BANK
OF CHICAGO

Selected Interest & Exchange Rates

Weekly Series of Charts

April 27, 1987

Prepared by the
FINANCIAL MARKETS
SECTION

DIVISION OF
INTERNATIONAL FINANCE

BOARD OF GOVERNORS
FEDERAL RESERVE SYSTEM
Washington, D.C. 20551

Table of Contents

TABLES

1. LATEST FIGURES PLOTTED
2. DAILY CERTIFIED SPOT EXCHANGE RATES--
H.10 RELEASE

CHARTS

1. SPOT EXCHANGE RATE INDICES
2. 3-MONTH FORWARD EXCHANGE RATES
3. GOLD PRICE--LONDON
4. CALL MONEY RATES
5. 3-MONTH INTEREST RATES
6. EURO-DOLLAR DEPOSIT RATES
7. SELECTED EURO-DOLLAR AND
U.S. MONEY MARKET RATES
8. INTEREST ARBITRAGE: 3-MONTH FUNDS
9. LONG-TERM GOVERNMENT BOND YIELDS
10. INDUSTRIAL STOCK INDICES

SUBSCRIPTION RATES:

Weekly \$15.00 per year or \$.40 each in the United States, its possessions, Canada, and Mexico; 10 or more of the same issue to one address, \$13.50 per year or \$.35 each. Elsewhere, \$20.00 per year or \$.50 each. Address requests to Publications Services, Division of Administrative Services, and make payment remittance payable to the order of the Board of Governors of the Federal Reserve System in a form collectible at par in U.S. Currency.

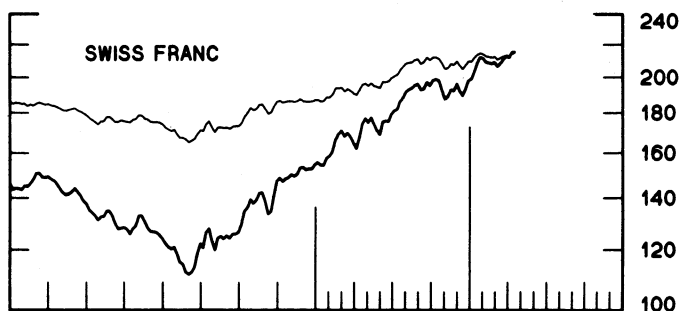
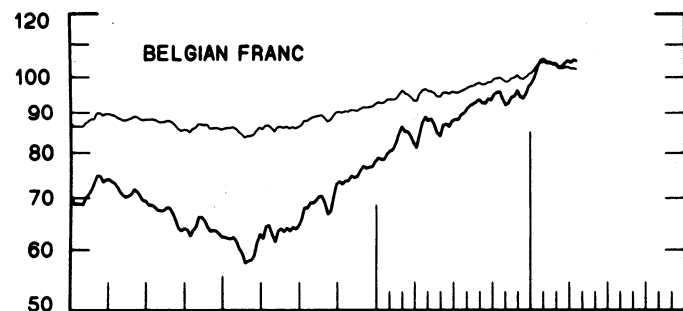
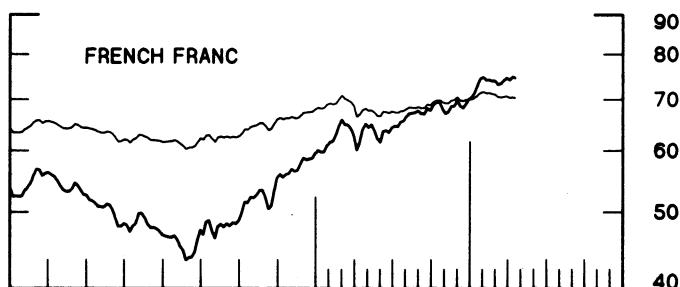
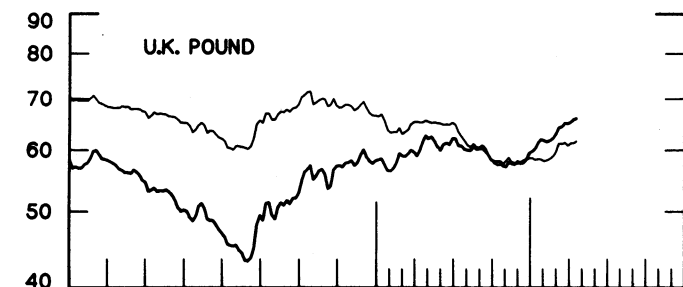
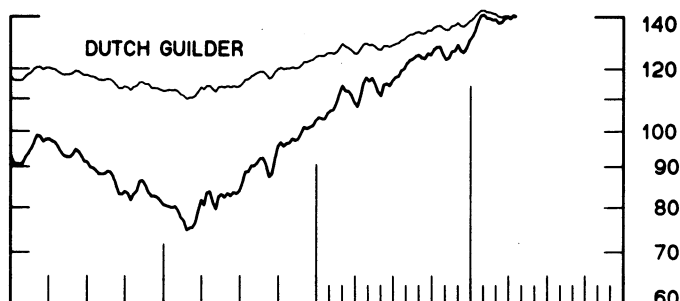
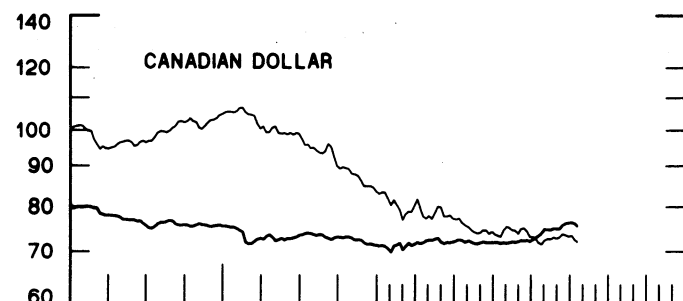
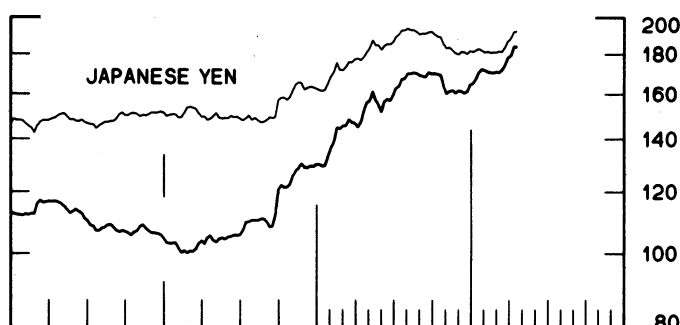
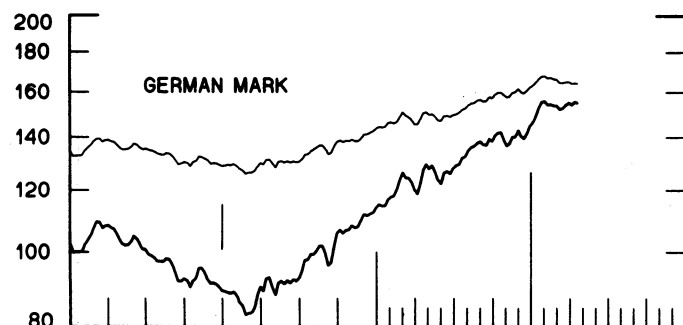
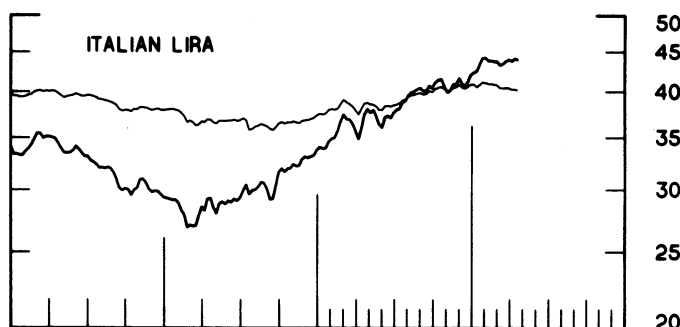
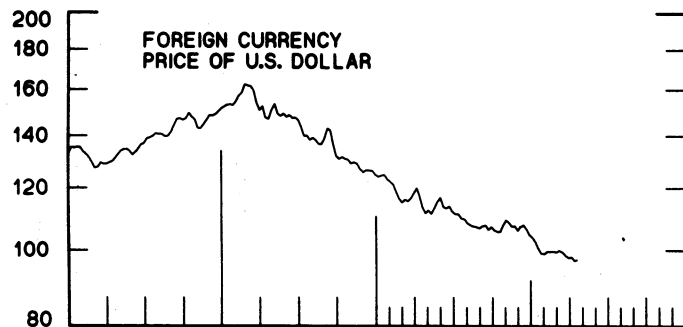
CHART 1

SPOT EXCHANGE INDICES

DOLLAR PRICES OF FOREIGN CURRENCIES AND WEIGHTED AVERAGE VALUES (THIN LINE)
AVERAGES FOR WEEK ENDING WEDNESDAY

RATIO SCALE
MARCH 1973=100

RATIO SCALE
MARCH 1973=100



1985

1987

1985

1987

CHART 2
3-MONTH FORWARD EXCHANGE RATES

PREMIUM (+) OR (-)
 AVERAGES FOR WEEK ENDING WEDNESDAY

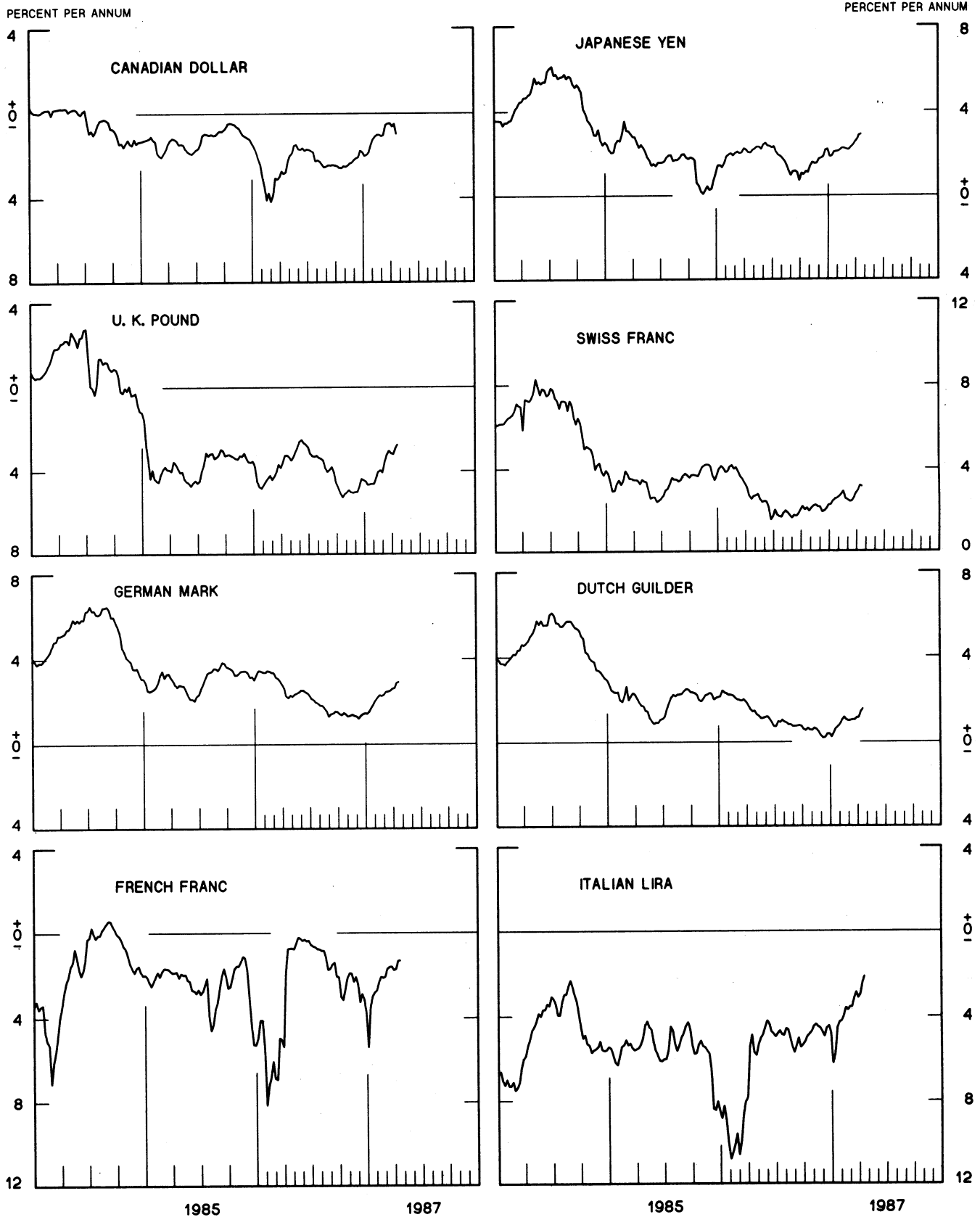


CHART 3
PRICE OF GOLD IN LONDON
AVERAGES FOR WEEK ENDING WEDNESDAY

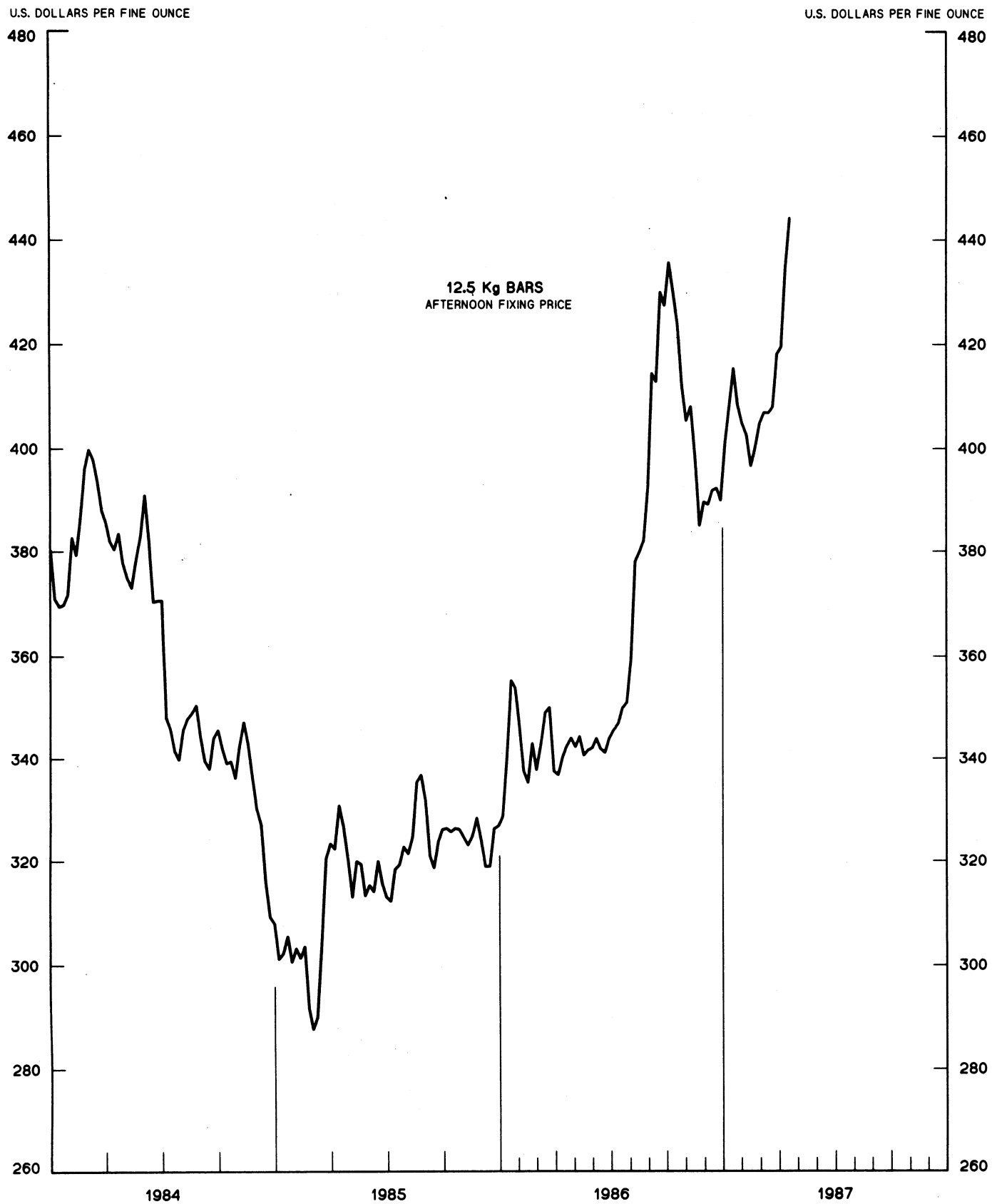
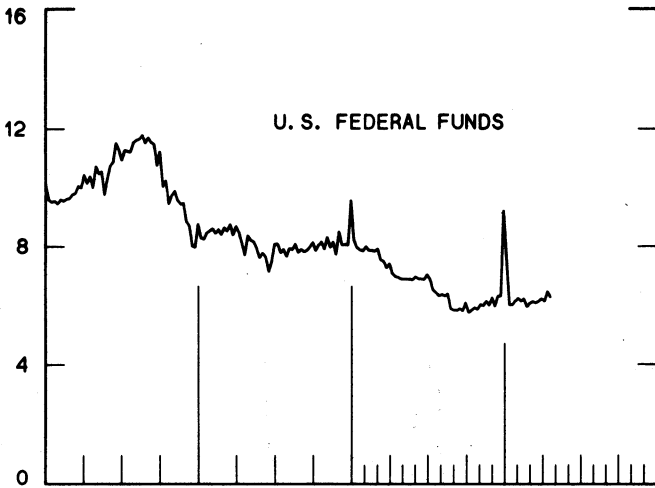
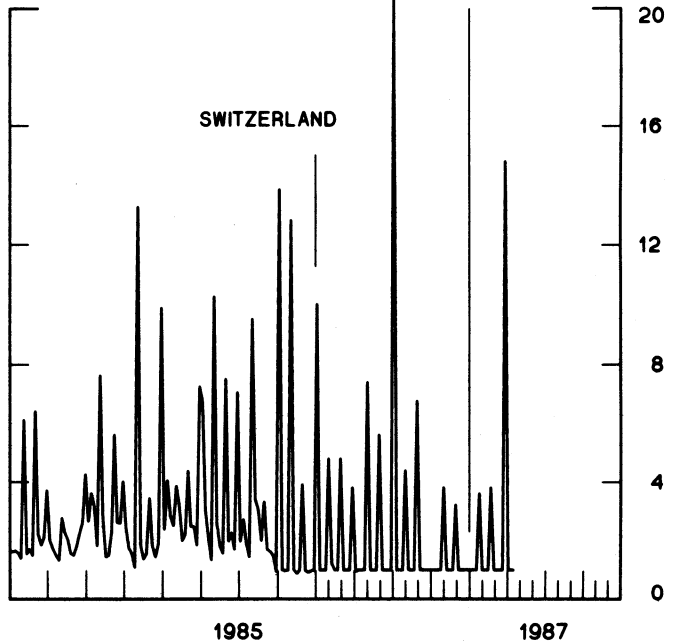
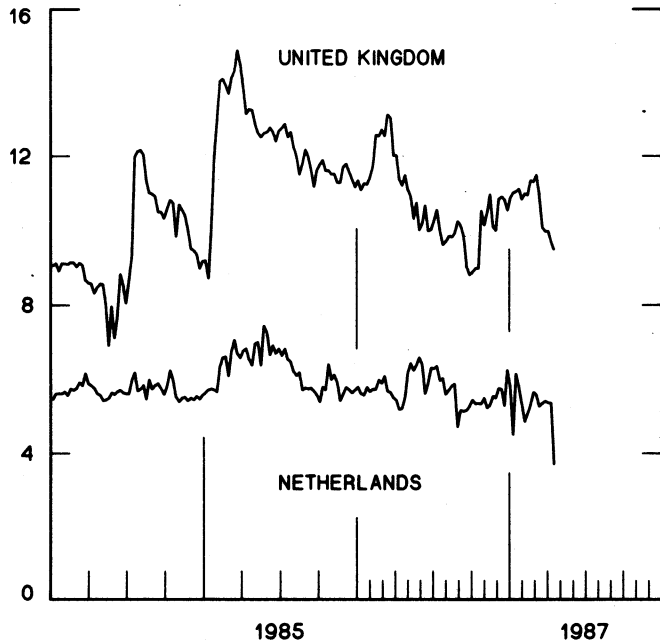
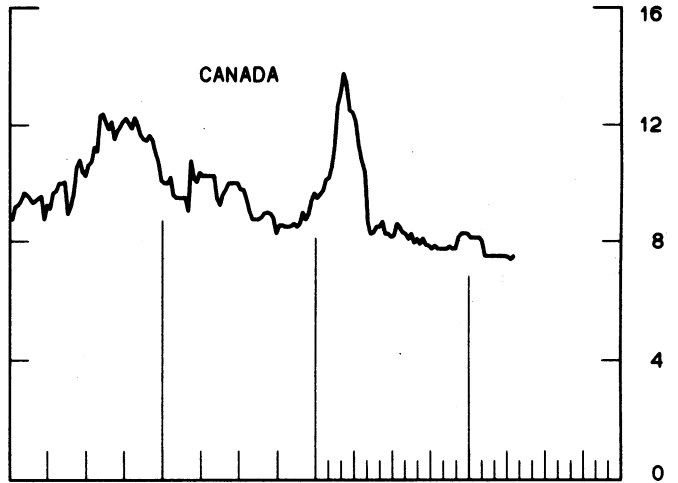
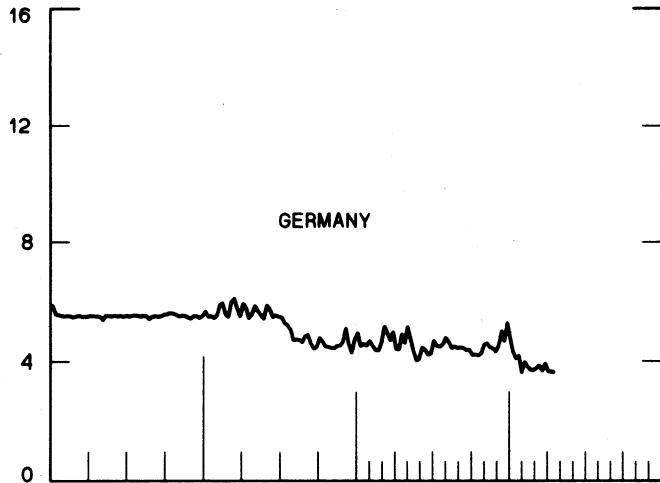
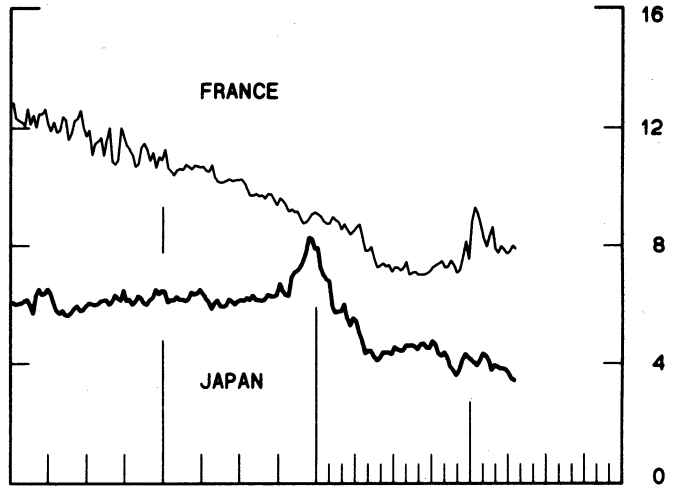


CHART 4
CALL MONEY RATES
 WEEKLY SERIES

PERCENT PER ANNUM



PERCENT PER ANNUM



1985

1987

1985

1987

CHART 5
3-MONTH INTEREST RATES
 WEEKLY SERIES

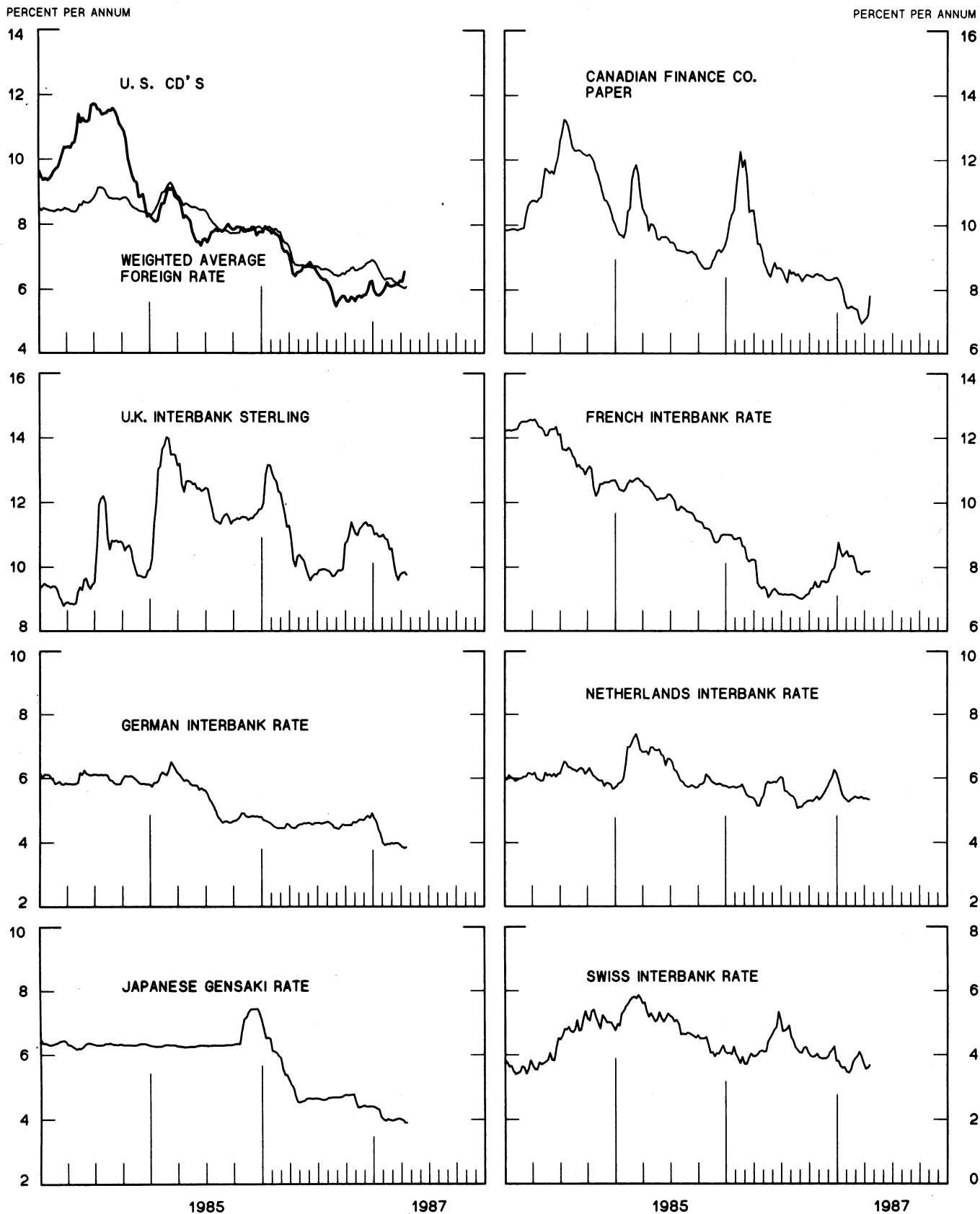


CHART 6

EURO-DOLLAR DEPOSIT RATES LONDON

AVERAGES FOR WEEK ENDING WEDNESDAY

PERCENT PER ANNUM

PERCENT PER ANNUM

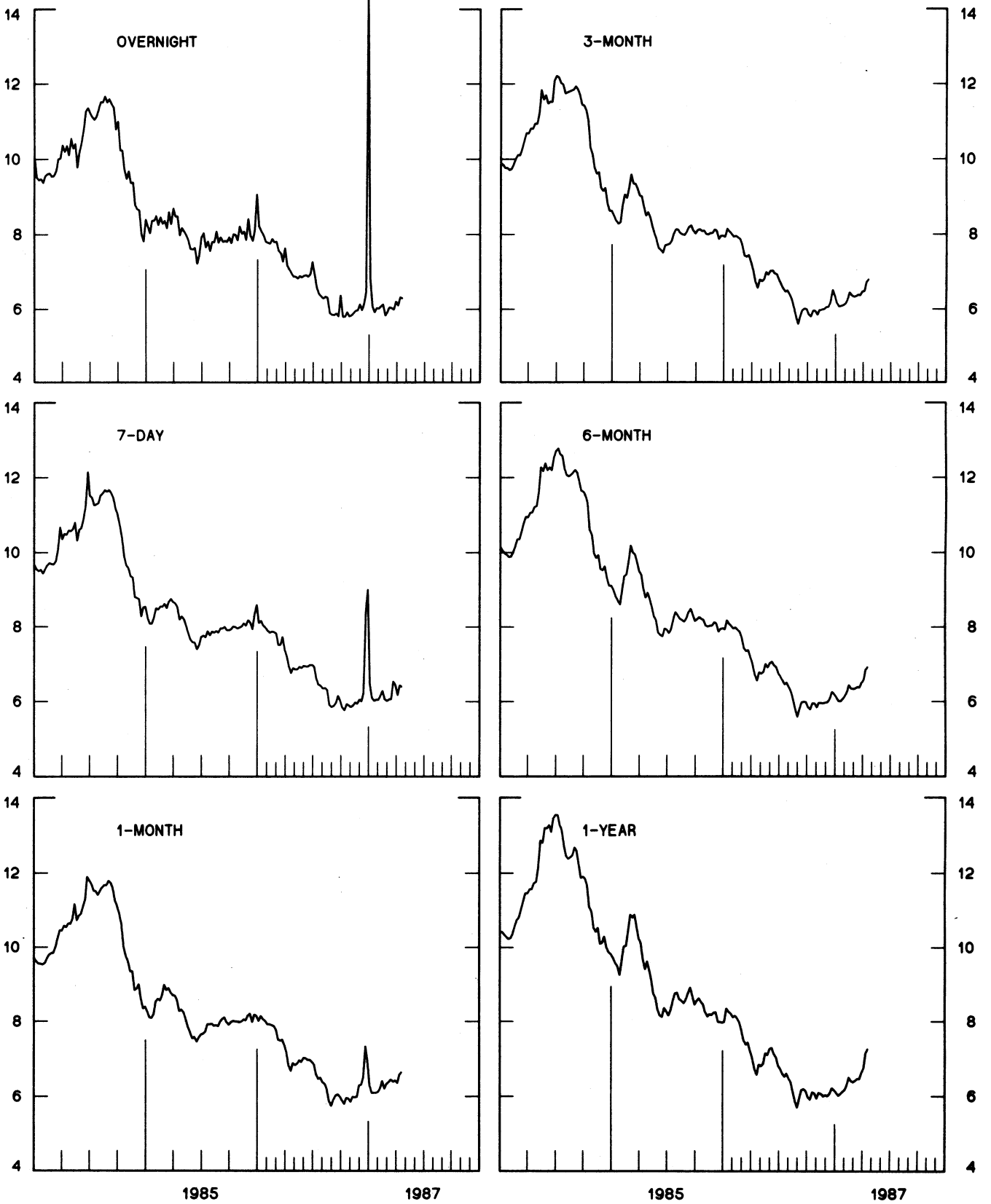
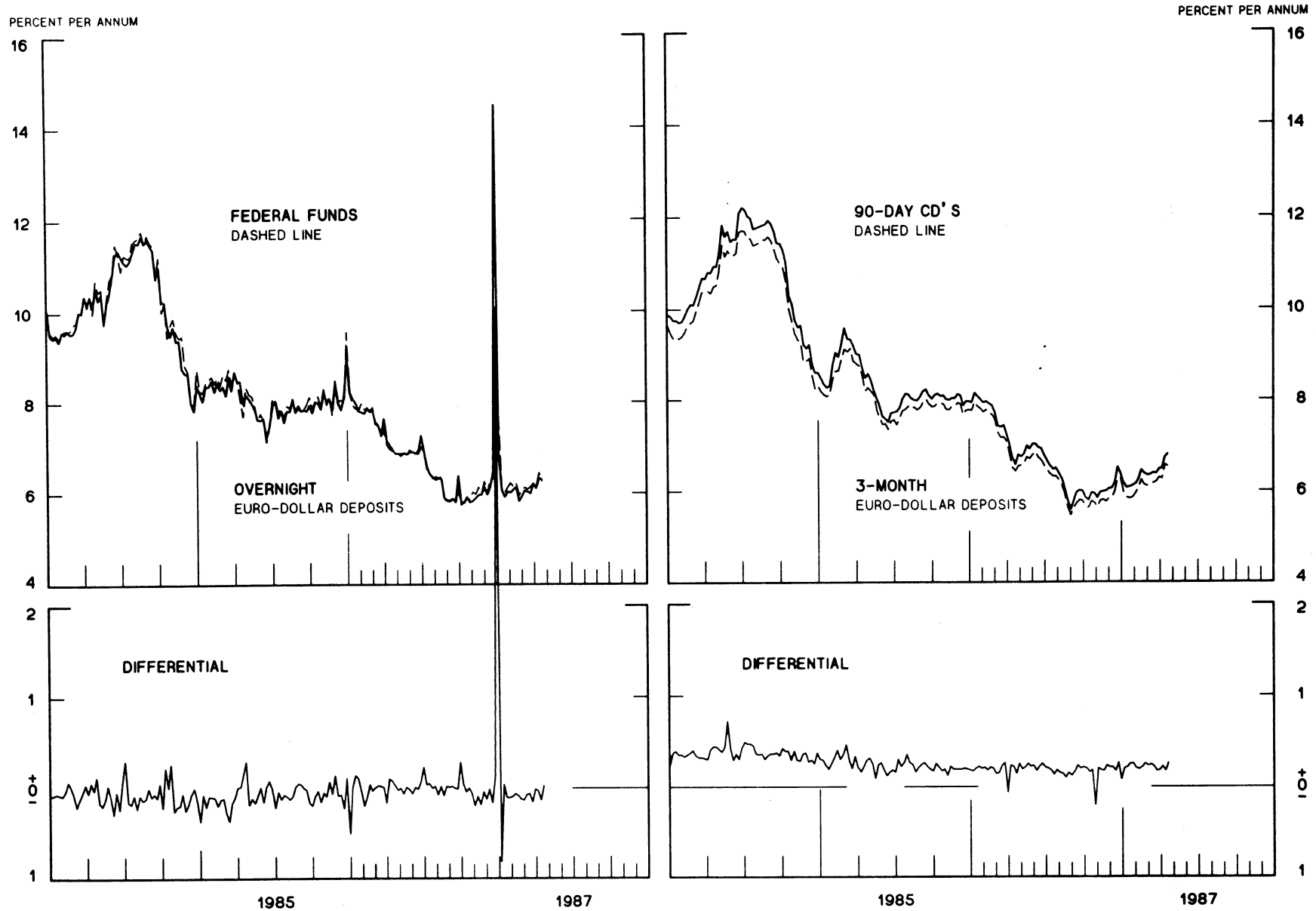


CHART 7

SELECTED EURO-DOLLAR AND U. S. MONEY MARKET RATES

DIFFERENTIAL: PLUS(+), FAVORS BORROWING IN U. S.
AVERAGES FOR WEEK ENDING WEDNESDAY

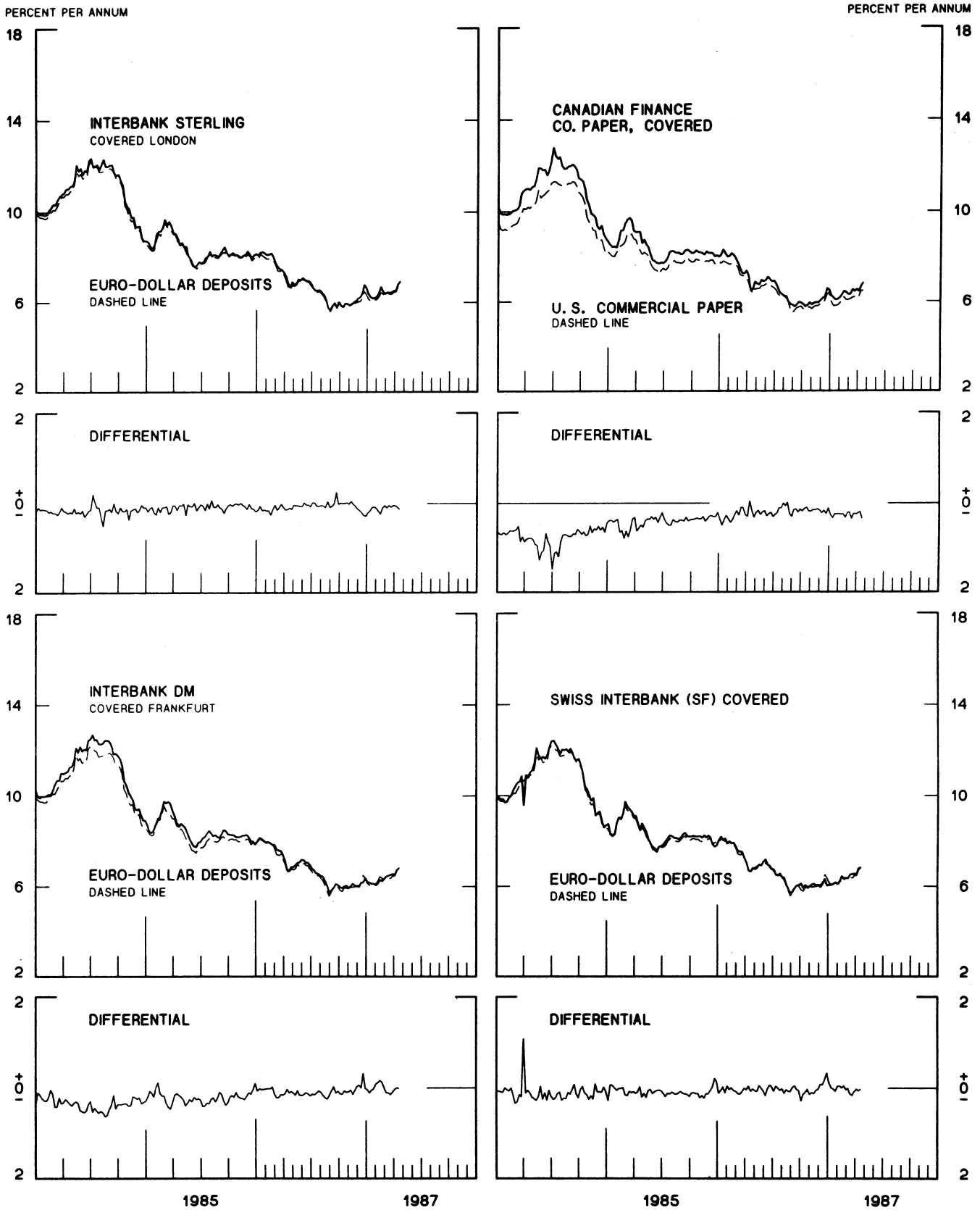


1 PERCENT ON DIFFERENTIAL SCALE = 2 PERCENT ON RATE SCALE

CHART 8

INTEREST ARBITRAGE: 3-MONTH FUNDS

DIFFERENTIAL: PLUS(+), INDICATES FAVOR DOLLAR ASSETS
AVERAGES FOR WEEK ENDING WEDNESDAY

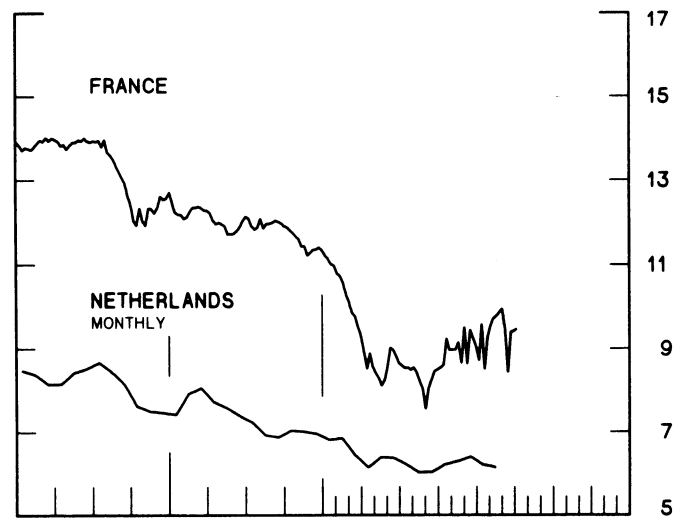
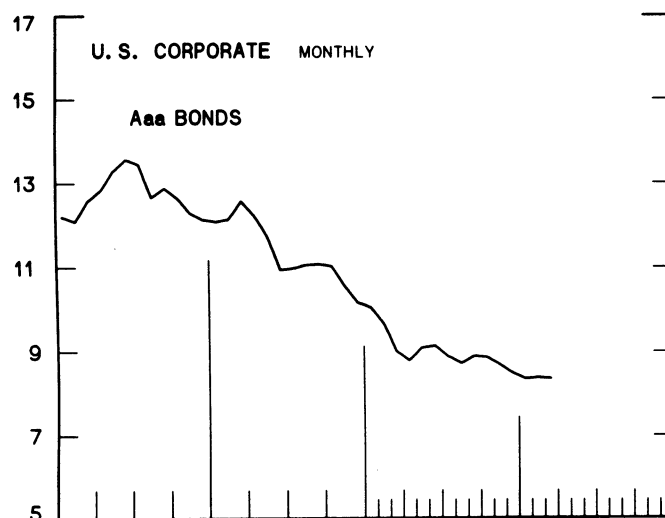
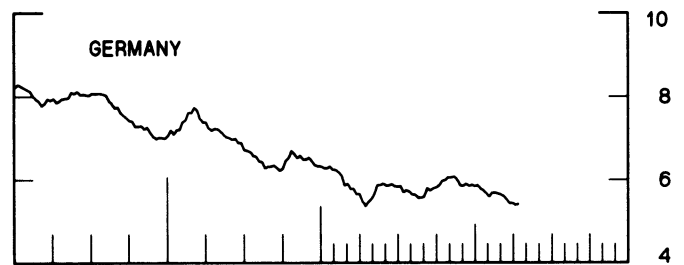
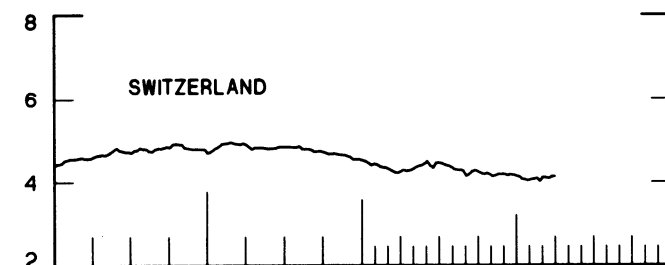
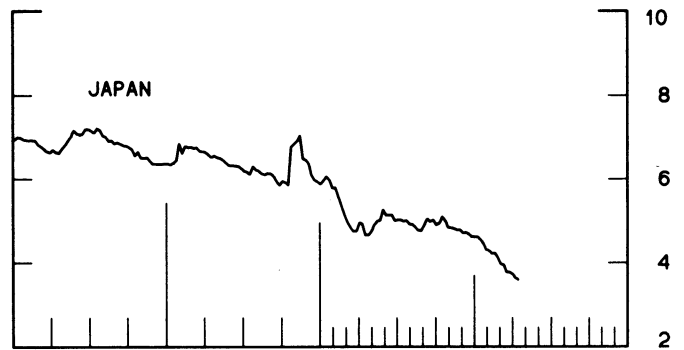
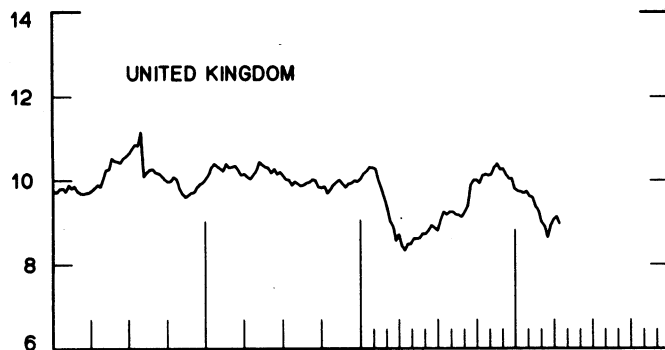
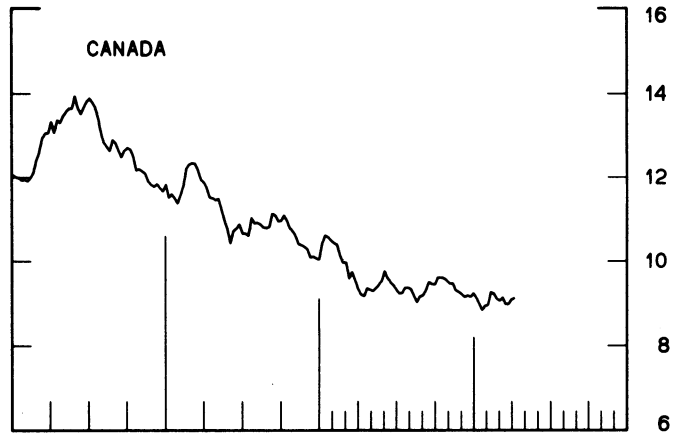
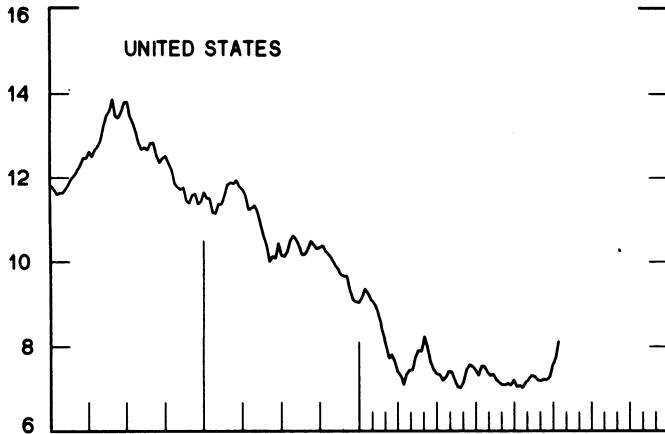


1 PERCENT ON DIFFERENTIAL SCALE = 2 PERCENT ON RATE SCALE

CHART 9
LONG-TERM GOVERNMENT BOND YIELDS
 WEEKLY SERIES

PERCENT PER ANNUM

PERCENT PER ANNUM



1985

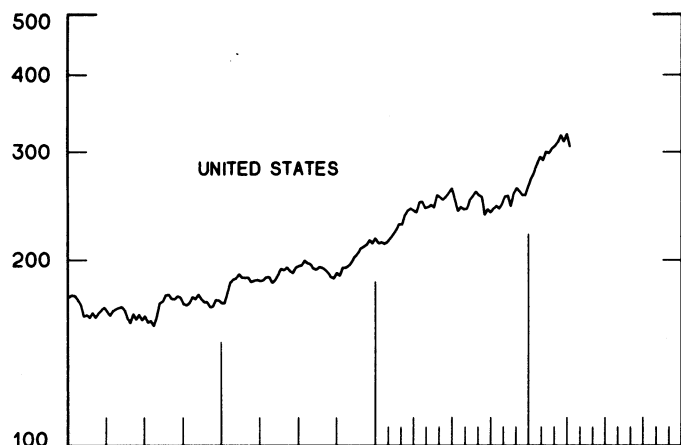
1987

1985

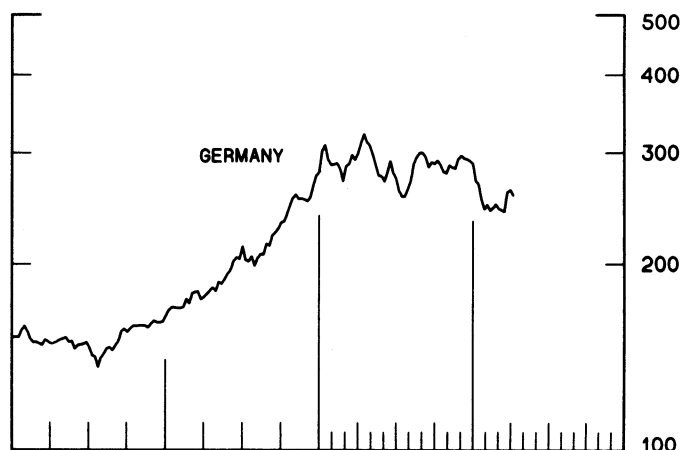
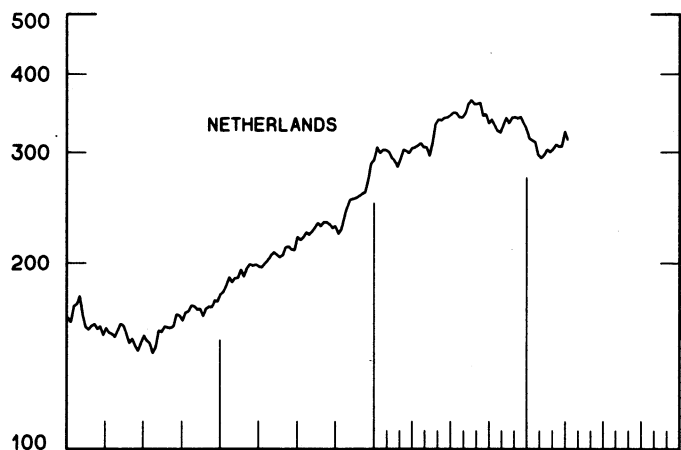
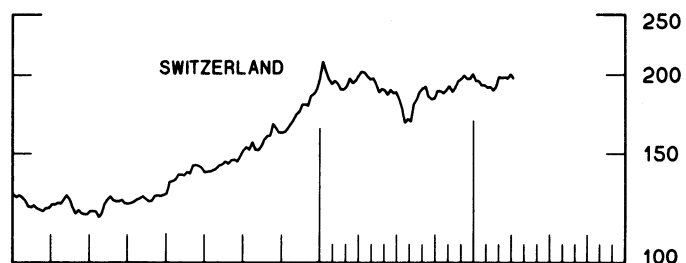
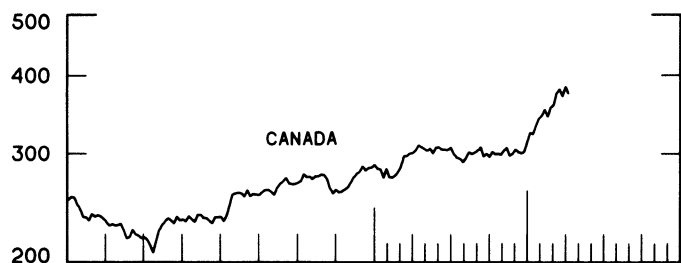
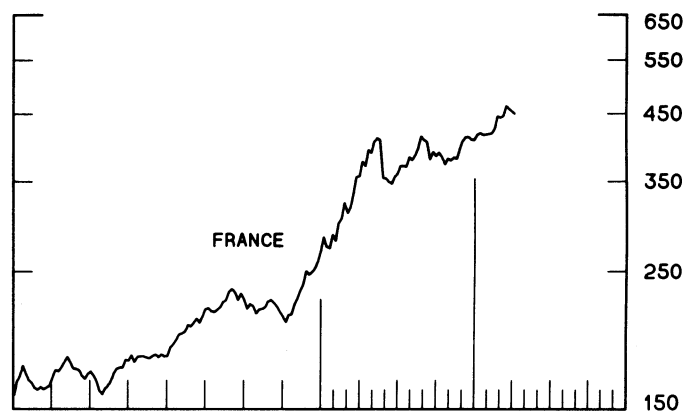
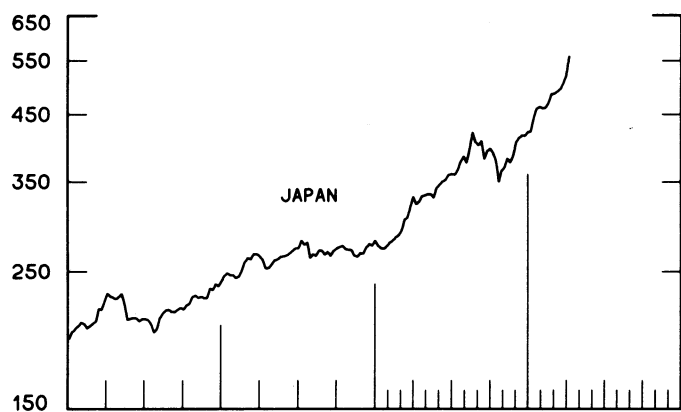
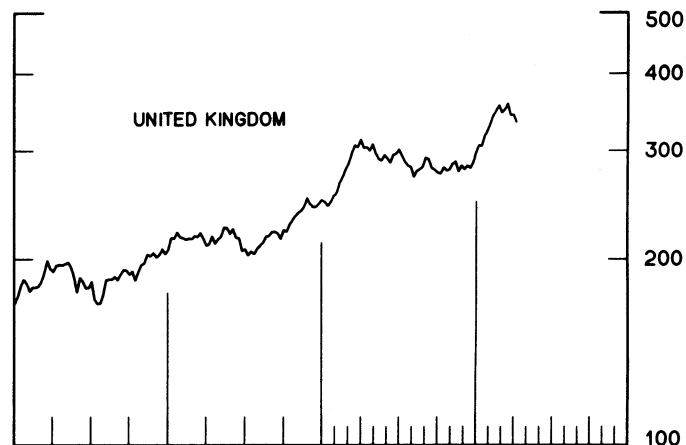
1987

CHART 10
INDUSTRIAL STOCK INDICES
WEEKLY SERIES

RATIO SCALE
1969=100



RATIO SCALE
1969=100



1985

1987

1985

1987

SERIES NAME

LAST VALUE PLOTTED
DATE VALUE

CHART 1. SPOT EXCHANGE RATES AND INDICES

WEEKLY AVERAGES, NOON BUYING RATES (U.S. CENTS)

GERMAN MARK	APRIL 22	55.06
JAPANESE YEN	APRIL 22	0.70097
DUTCH GUILDER	APRIL 22	48.82
U.K. POUND	APRIL 22	163.07
CANADIAN DOLLAR	APRIL 22	75.65
FRENCH FRANC	APRIL 22	16.55
SWISS FRANC	APRIL 22	66.89
BELGIAN FRANC	APRIL 22	2.65690
ITALIAN LIRA	APRIL 22	0.07720
SWEDISH KRONA	APRIL 22	15.82

INDICES, MARCH 1973 BASE RATES = 100

GERMAN MARK	APRIL 22	154.88
JAPANESE YEN	APRIL 22	183.54
DUTCH GUILDER	APRIL 22	140.16
U.K. POUND	APRIL 22	65.96
CANADIAN DOLLAR	APRIL 22	75.40
FRENCH FRANC	APRIL 22	74.59
SWISS FRANC	APRIL 22	215.19
BELGIAN FRANC	APRIL 22	104.70
ITALIAN LIRA	APRIL 22	43.85

WEIGHTED AVERAGE EXCHANGE VALUE INDICES, MAR 1973 = 100
(G-10 COUNTRIES PLUS SWITZERLAND)

U.S. DOLLAR	APRIL 22	97.18
GERMAN MARK	APRIL 22	164.27
JAPANESE YEN	APRIL 22	192.48
DUTCH GUILDER	APRIL 22	140.08
U.K. POUND	APRIL 22	61.62
CANADIAN DOLLAR	APRIL 22	72.00
FRENCH FRANC	APRIL 22	70.33
SWISS FRANC	APRIL 22	214.97
BELGIAN FRANC	APRIL 22	102.49
ITALIAN LIRA	APRIL 22	40.19
SWEDISH KRONA	APRIL 22	67.60

CHART 2. 3-MONTH FORWARD EXCHANGE RATES, PREMIUM OR DISCOUNT

CANADIAN DOLLAR	APRIL 22	-0.98
U.K. POUND	APRIL 22	-2.76
GERMAN MARK	APRIL 22	2.91
FRENCH FRANC	APRIL 22	-1.30
SWISS FRANC	APRIL 22	3.12
DUTCH GUILDER	APRIL 22	1.53
JAPANESE YEN	APRIL 22	2.88
ITALIAN LIRA	APRIL 22	-2.13

LAST VALUE PLOTTED
DATE VALUE

SERIES NAME

CHART 3. GOLD PRICE IN LONDON, AFTERNOON FIXING

U.S. DOLLARS PER FINE OUNCE APRIL 22 444.25

CHART 4. CALL MONEY RATES

U.S. FEDERAL FUNDS	APRIL 22	6.26
OVERNIGHT EURO-DOLLAR DEPOSITS	APRIL 22	6.29
U.K.	APRIL 22	9.46
CANADA	APRIL 22	7.50
GERMANY	APRIL 22	3.65
JAPAN	APRIL 22	3.42
FRANCE	APRIL 22	7.88
NETHERLANDS	APRIL 22	3.69
SWITZERLAND	APRIL 22	1.00

CHART 5. 3-MONTH INTEREST RATES

U.S. 90-DAY CD'S, SECONDARY MARKET	APRIL 22	6.53
GERMAN INTERBANK LOAN	APRIL 22	3.85
JAPANESE GENSAKI RATE	APRIL 22	3.90
CANADIAN FINANCE PAPER	APRIL 22	7.81
INTERBANK STERLING	APRIL 22	9.75
SWISS INTERBANK LOAN	APRIL 22	3.67
FRENCH INTERBANK RATE	APRIL 22	7.88
NETHERLANDS INTERBANK RATE	APRIL 22	5.31
WEIGHTED AVERAGE FOREIGN INTEREST RATE (G-10 COUNTRIES PLUS SWITZERLAND)	APRIL 22	6.09

CHART 6. EURO-DOLLAR DEPOSIT RATES: LONDON

OVERNIGHT	APRIL 22	6.29
7-DAY	APRIL 22	6.39
1-MONTH	APRIL 22	6.64
3-MONTH	APRIL 22	6.79
6-MONTH	APRIL 22	6.91
1-YEAR	APRIL 22	7.26

CHART 7. SELECTED EURO-DOLLAR AND U.S. MONEY MARKET RATES

OVERNIGHT EURO-DOLLAR DEPOSITS	APRIL 22	6.29
U.S. FEDERAL FUNDS	APRIL 22	6.26
DIFFERENTIAL	APRIL 22	0.03
3-MONTH EURO-DOLLAR DEPOSIT RATE	APRIL 22	6.79
U.S. 90-DAY CD'S, SECONDARY MARKET	APRIL 22	6.53
DIFFERENTIAL	APRIL 22	0.26

LAST VALUE PLOTTED
DATE VALUE

SERIES NAME

CHART 8. INTEREST ARBITRAGE, 3-MONTH FUNDS

EURO-DOLLAR DEPOSIT	APRIL 22	6.79
INTERBANK STERLING (LONDON), COVERED	APRIL 22	6.92
DIFFERENTIAL	APRIL 22	-0.13
U.S. COMMERCIAL PAPER	APRIL 22	6.46
CANADIAN FINANCE PAPER, COVERED	APRIL 22	6.82
DIFFERENTIAL	APRIL 22	-0.36
EURO-DOLLAR DEPOSIT	APRIL 22	6.79
INTERBANK DM (FRANKFURT), COVERED	APRIL 22	6.79
DIFFERENTIAL	APRIL 22	-0.01
EURO-DOLLAR DEPOSIT	APRIL 22	6.79
SWISS INTERBANK, COVERED	APRIL 22	6.81
DIFFERENTIAL	APRIL 22	-0.02

CHART 9. LONG TERM GOVERNMENT BOND YIELDS

UNITED STATES	APRIL 17	8.12
GERMANY	APRIL 17	5.41
JAPAN (MONTHLY)	APRIL 10	3.58
SWITZERLAND	APRIL 3	4.12
CANADA	APRIL 10	9.12
FRANCE	APRIL 10	9.46
NETHERLANDS (MONTHLY)	FEB.	6.15
UNITED KINGDOM	APRIL 17	8.95

U.S. CORPORATE

AAA BONDS	MARCH	8.36
-----------	-------	------

CHART 10. STOCK INDICES

UNITED STATES	APRIL 15	305.48
UNITED KINGDOM	APRIL 15	333.10
CANADA	APRIL 15	373.59
GERMANY	APRIL 15	256.52
SWITZERLAND	APRIL 15	197.38
NETHERLANDS	APRIL 15	313.72
FRANCE	APRIL 15	449.09
JAPAN	APRIL 15	558.03

FEDERAL RESERVE statistical release



H.10(512)

APRIL 24, 1987

FOREIGN EXCHANGE RATES

FOR THE WEEK ENDING APRIL 24, 1987

The Board of Governors of the Federal Reserve System is advised that the Federal Reserve Bank of New York has certified for customs purposes the following noon buying rates in New York City for cable transfers payable in foreign currencies:

COUNTRY	MONETARY UNIT	(CURRENCY UNITS PER DOLLAR)				
		APR. 20	APR. 21	APR. 22	APR. 23	APR. 24
*AUSTRALIA	DOLLAR	71.22	70.81	70.57	71.15	70.94
AUSTRIA	SCHILLING	12.730	12.770	12.830	12.760	12.590
BELGIUM	FRANC	37.570	37.650	37.780	37.580	37.145
BRAZIL	CRUZADO	NA	NA	NA	NA	NA
CANADA	DOLLAR	1.3183	1.3220	1.3305	1.3317	1.3363
CHINA, P. R.	YUAN	3.7314	3.7314	3.7314	3.7314	3.7314
DENMARK	KRONE	6.8450	6.8550	6.8780	6.8410	6.7530
FINLAND	MARKKA	4.4200	4.4115	4.4330	4.4095	4.3645
FRANCE	FRANC	6.0330	6.0430	6.0690	6.0320	5.9740
GERMANY	D. MARK	1.8133	1.8170	1.8245	1.8130	1.7910
GREECE	DRACHMA	133.450	133.800	134.200	133.700	NA
HONG KONG	DOLLAR	7.8030	7.7995	7.8000	7.8025	7.8000
INDIA	RUPEE	12.8600	12.8000	12.8200	12.8000	12.7000
*IRELAND	POUND	147.35	147.25	146.70	147.32	149.35
ITALY	LIRA	1293.00	1296.00	1300.75	1294.75	1279.50
JAPAN	YEN	142.40	142.35	142.35	141.20	139.75
MALAYSIA	RINGGIT	2.4820	2.4760	2.4810	2.4810	2.4720
NETHERLANDS	GUILDER	2.0455	2.0495	2.0565	2.0450	2.0205
*NEW ZEALAND	DOLLAR	57.800	57.280	57.900	58.320	58.480
NORWAY	KRONE	6.7840	6.7520	6.7600	6.7405	6.6695
PORTUGAL	ESCUDO	140.500	140.200	140.900	140.500	138.800
SINGAPORE	DOLLAR	2.1355	2.1350	2.1365	2.1355	2.1245
*SOUTH AFRICA	RAND	49.80	49.75	49.55	49.60	49.88
SOUTH KOREA	WON	843.60	842.40	842.40	842.50	841.30
SPAIN	PESETA	127.030	127.220	127.470	126.670	125.170
SRI LANKA	RUPEE	28.950	28.950	28.950	28.950	28.940
SWEDEN	KRONA	6.3151	6.3200	6.3400	6.3130	6.2530
SWITZERLAND	FRANC	1.4935	1.4945	1.4975	1.4825	1.4635
TAIWAN	DOLLAR	33.720	33.650	33.580	33.530	33.470
THAILAND	BAHT	25.710	25.680	25.700	25.680	25.610
*UNITED KINGDOM	POUND	163.17	163.32	162.75	163.70	165.70
MEMO:						
*UNITED STATES	DOLLAR	97.03	97.16	97.49	96.95	95.98

*INDEX OF WEIGHTED AVERAGE EXCHANGE VALUE OF U.S. DOLLAR AGAINST CURRENCIES OF OTHER G-10 COUNTRIES. MARCH 1973 = 100. WEIGHTS ARE 1972-76 GLOBAL TRADE OF EACH OF THE 10 COUNTRIES. SERIES REVISED AS OF AUGUST 1978. FOR DESCRIPTION AND BACK DATA, SEE "INDEX OF THE WEIGHTED-AVERAGE EXCHANGE VALUE OF THE U.S. DOLLAR: REVISION" ON PAGE 700 OF THE AUGUST 1978 FEDERAL RESERVE BULLETIN.

*VALUE IS U.S. CENTS