

6-440

(516/517)

DATA FILE  
LIBRARY  
FEDERAL RESERVE BANK  
OF CHICAGO

**LIBRARY**

APR 03 1987

FEDERAL RESERVE  
BANK OF CHICAGO

# Selected Interest & Exchange Rates

## Weekly Series of Charts

**March 30, 1987**

Prepared by the  
**FINANCIAL MARKETS  
SECTION**

**DIVISION OF  
INTERNATIONAL FINANCE**

**BOARD OF GOVERNORS  
FEDERAL RESERVE SYSTEM  
Washington, D.C. 20551**

---

# Table of Contents

## **TABLES**

1. LATEST FIGURES PLOTTED
2. DAILY CERTIFIED SPOT EXCHANGE RATES--  
H.10 RELEASE

## **CHARTS**

1. SPOT EXCHANGE RATE INDICES
2. 3-MONTH FORWARD EXCHANGE RATES
3. GOLD PRICE--LONDON
4. CALL MONEY RATES
5. 3-MONTH INTEREST RATES
6. EURO-DOLLAR DEPOSIT RATES
7. SELECTED EURO-DOLLAR AND  
U.S. MONEY MARKET RATES
8. INTEREST ARBITRAGE: 3-MONTH FUNDS
9. LONG-TERM GOVERNMENT BOND YIELDS
10. INDUSTRIAL STOCK INDICES

## **SUBSCRIPTION RATES:**

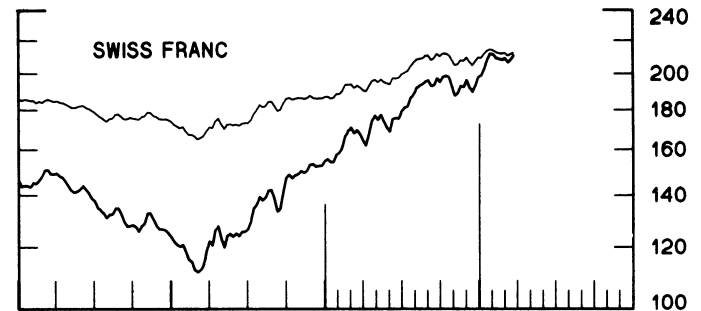
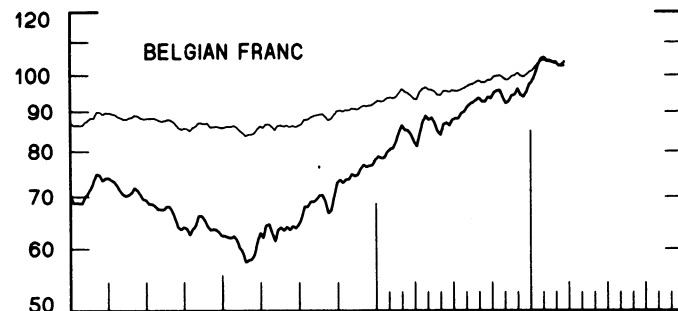
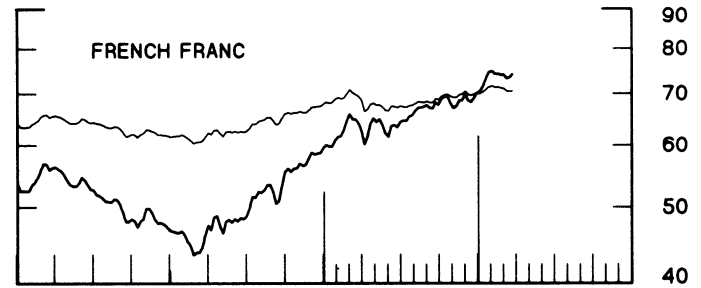
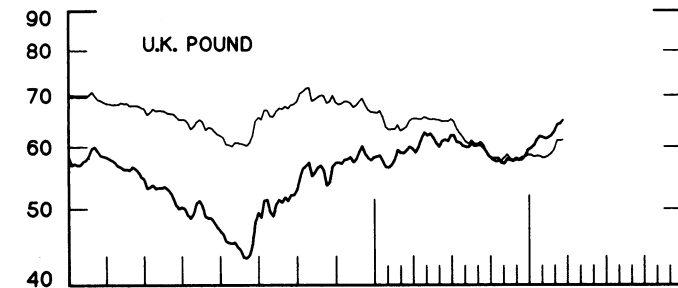
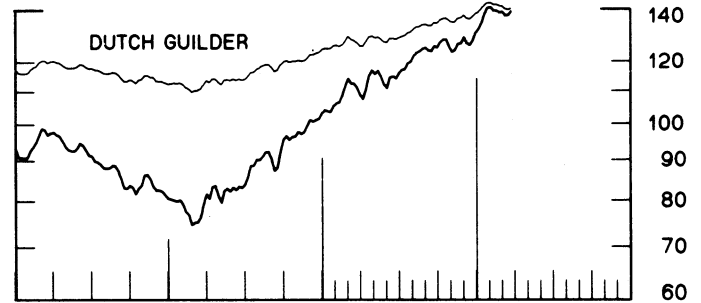
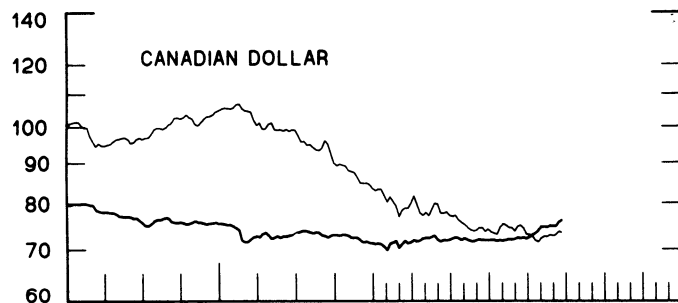
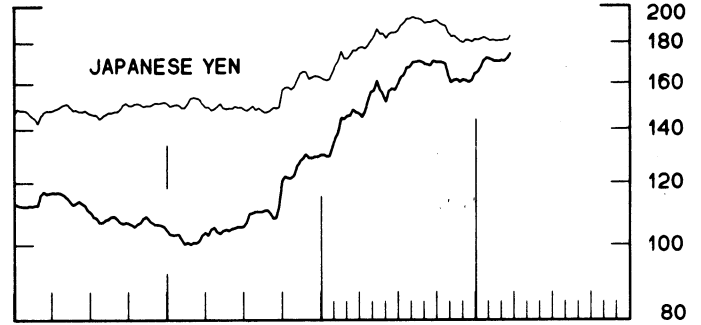
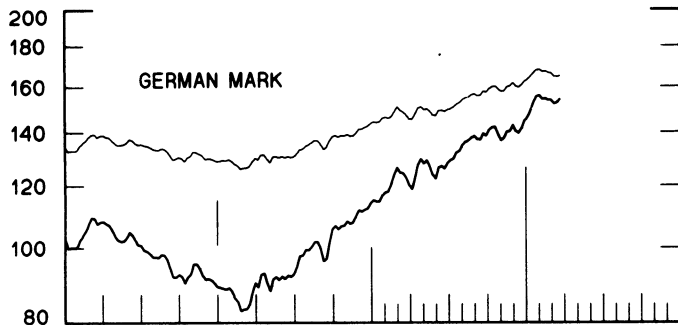
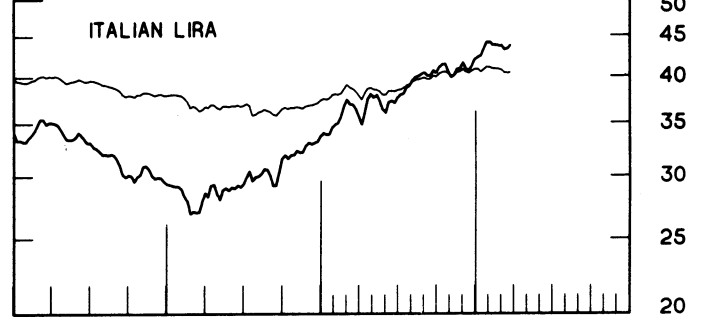
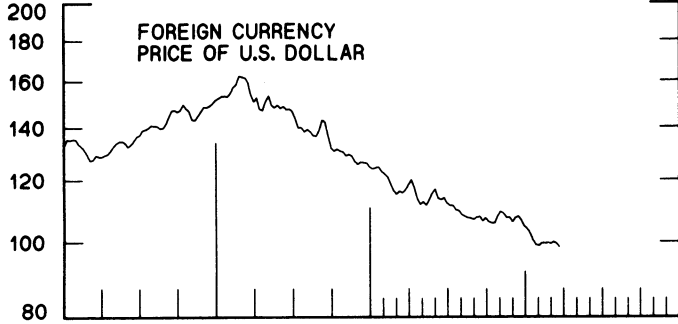
Weekly \$15.00 per year or \$.40 each in the United States, its possessions, Canada, and Mexico; 10 or more of the same issue to one address, \$13.50 per year or \$.35 each. Elsewhere, \$20.00 per year or \$.50 each. Address requests to Publications Services, Division of Administrative Services, and make payment remittance payable to the order of the Board of Governors of the Federal Reserve System in a form collectible at par in U.S. Currency.

# SPOT EXCHANGE INDICES

DOLLAR PRICES OF FOREIGN CURRENCIES AND WEIGHTED AVERAGE VALUES (THIN LINE)  
AVERAGES FOR WEEK ENDING WEDNESDAY

RATIO SCALE  
MARCH 1973=100

RATIO SCALE  
MARCH 1973=100



1985

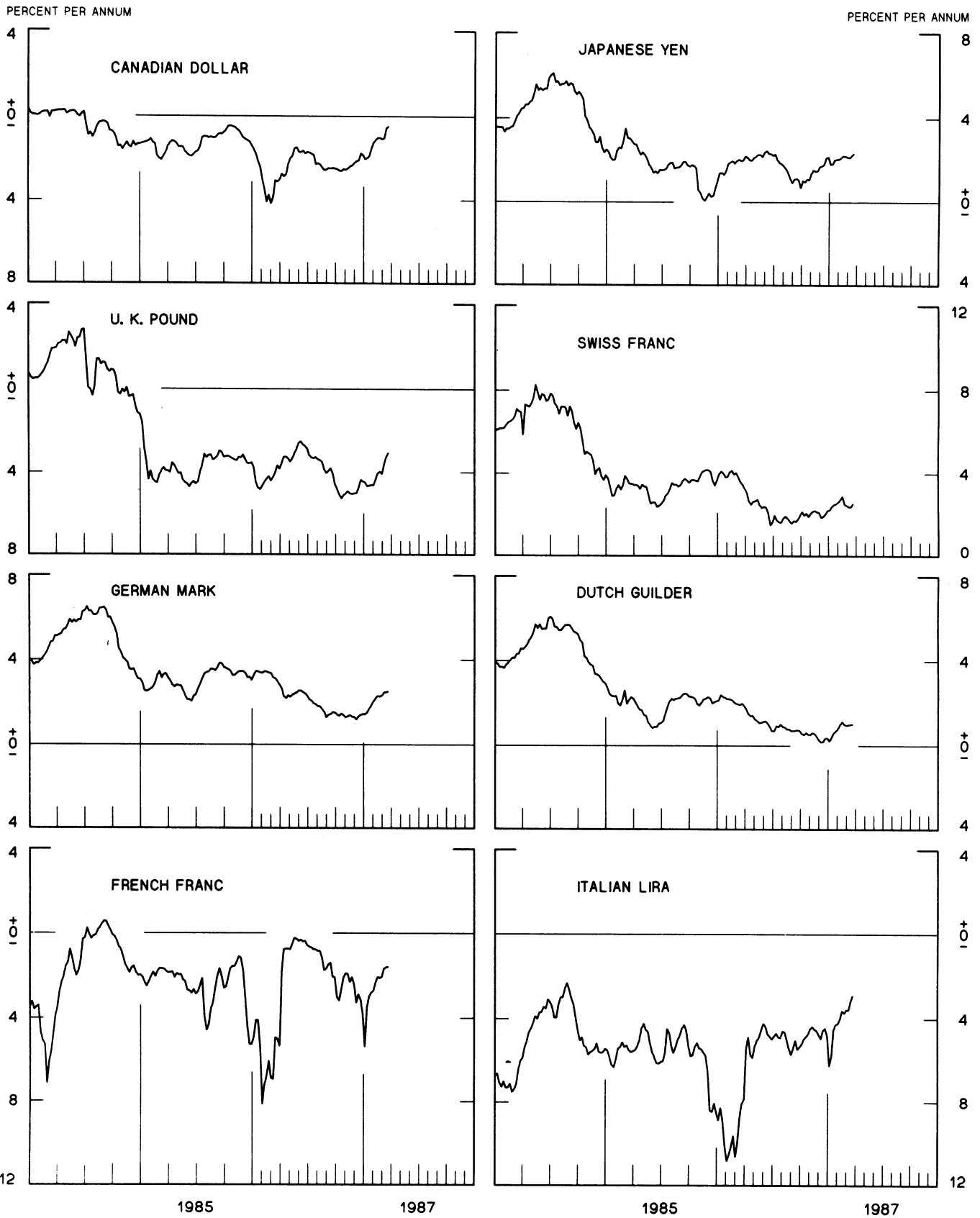
1987

1985

1987

# 3-MONTH FORWARD EXCHANGE RATES

PREMIUM (+) OR (-)  
AVERAGES FOR WEEK ENDING WEDNESDAY



# PRICE OF GOLD IN LONDON

AVERAGES FOR WEEK ENDING WEDNESDAY

U.S. DOLLARS PER FINE OUNCE

U.S. DOLLARS PER FINE OUNCE

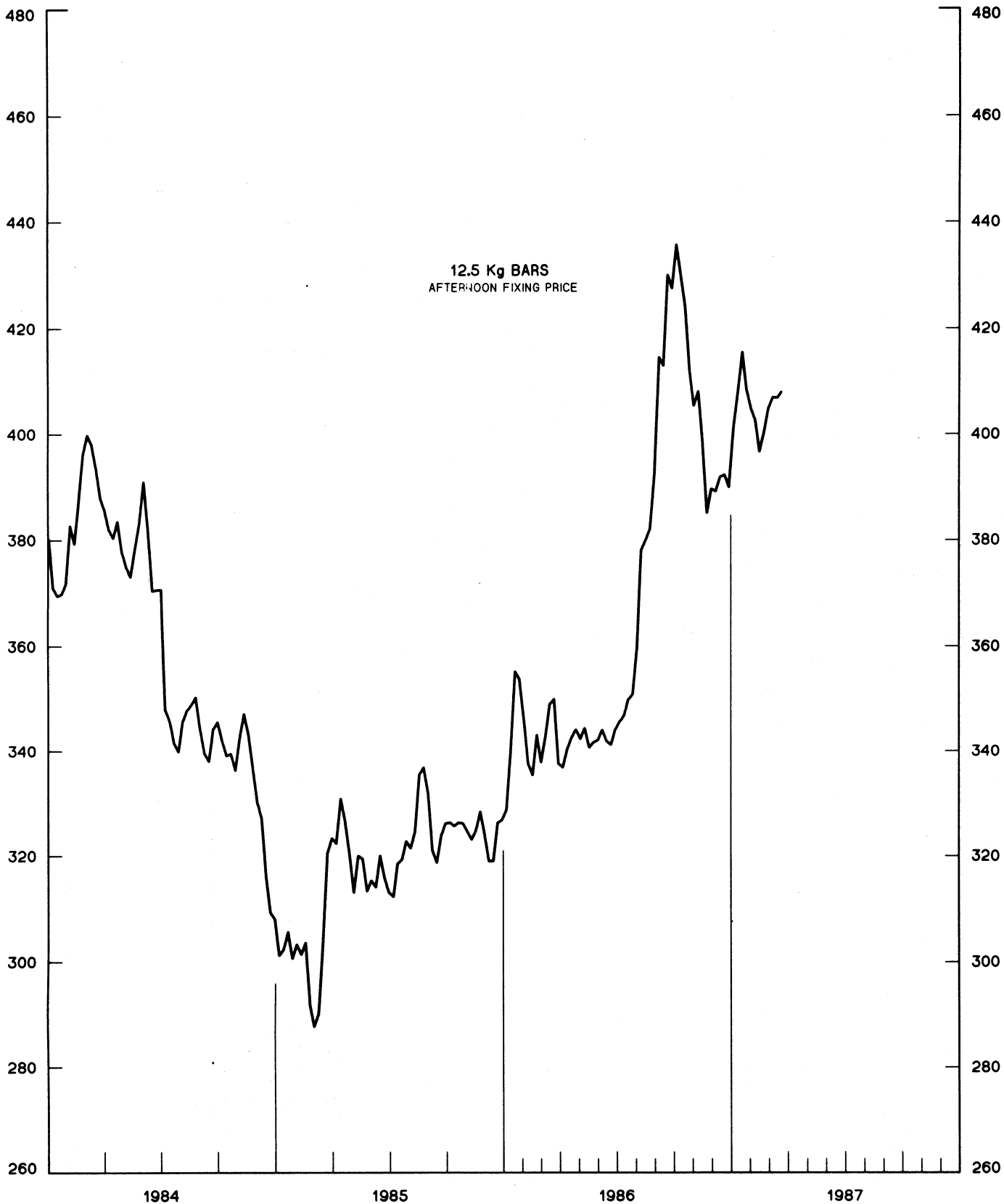
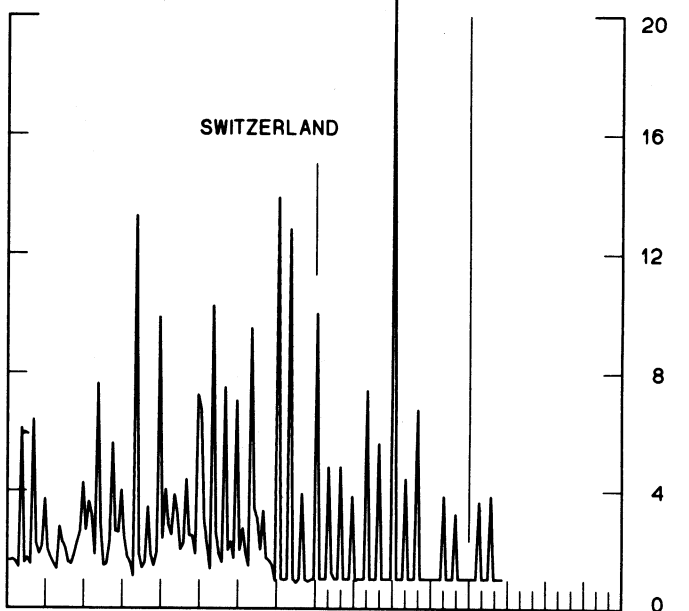
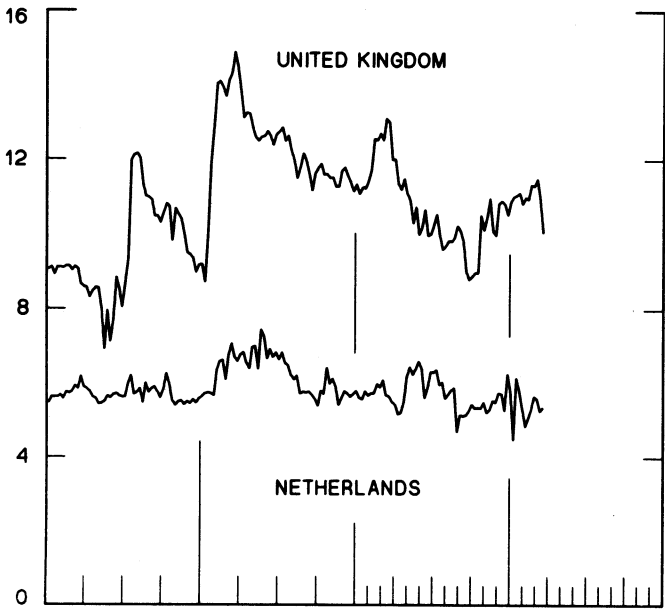
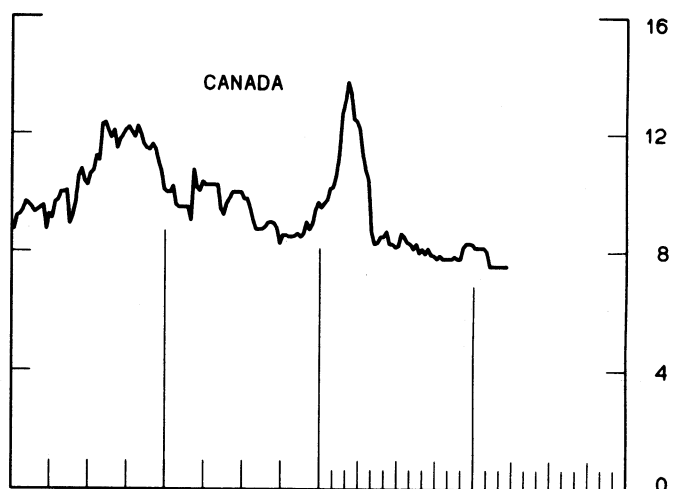
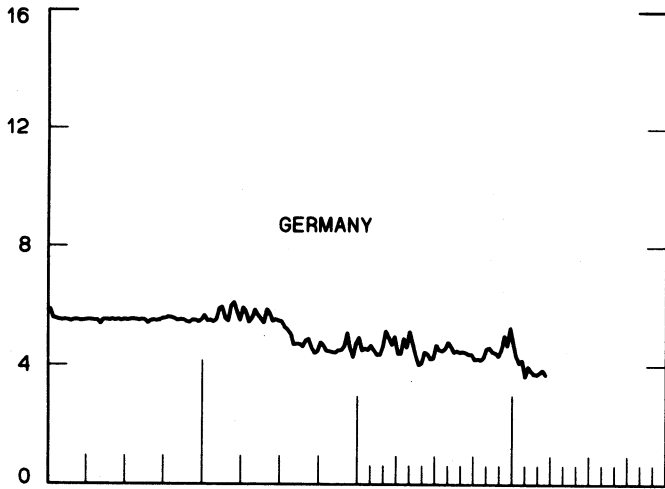
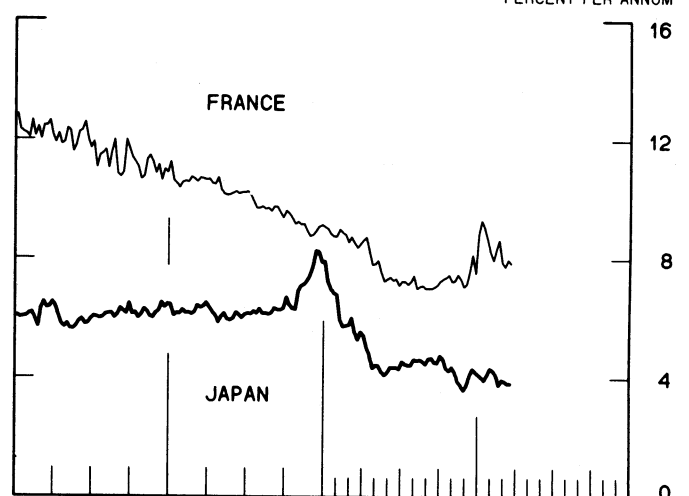
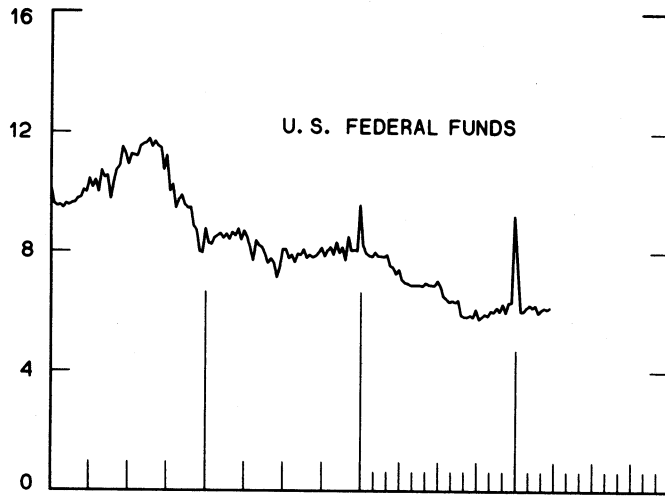


CHART 4  
CALL MONEY RATES  
WEEKLY SERIES

PERCENT PER ANNUM

PERCENT PER ANNUM



1985

1987

1985

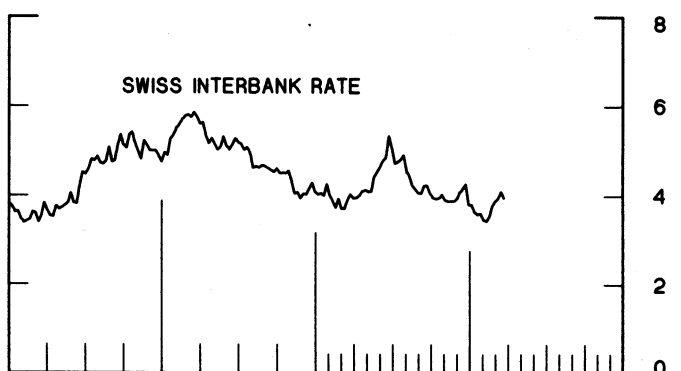
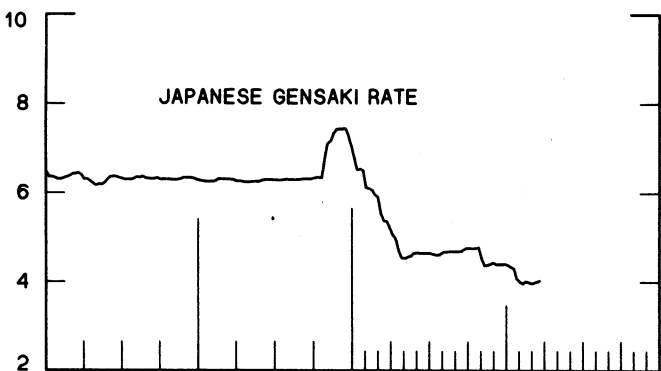
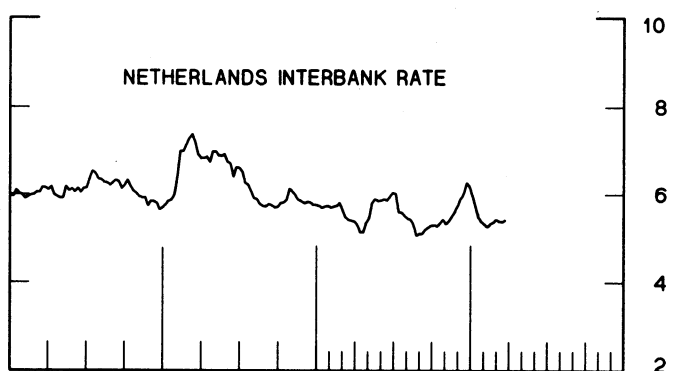
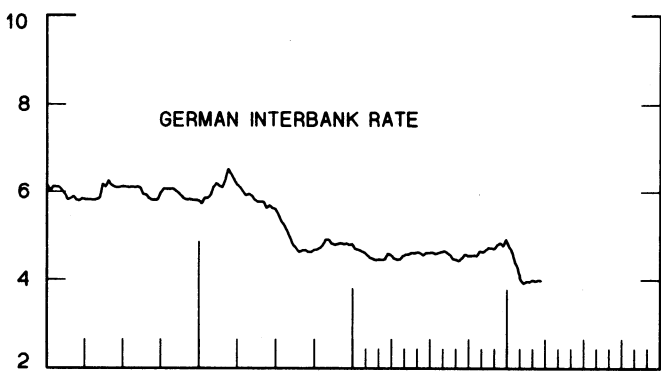
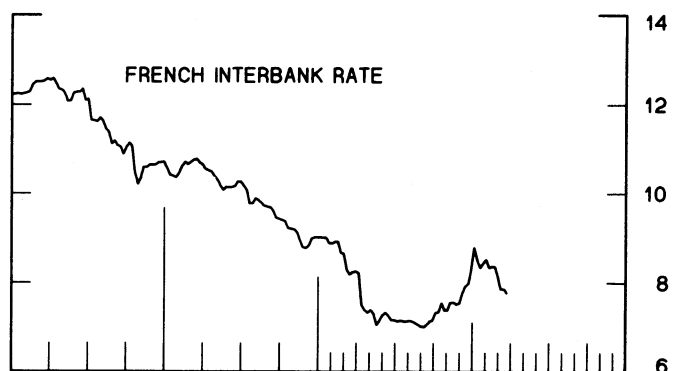
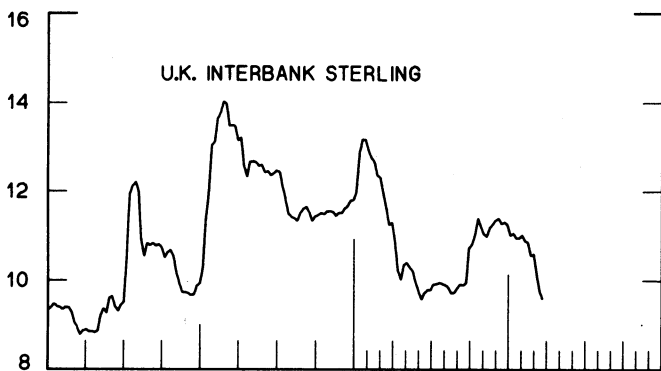
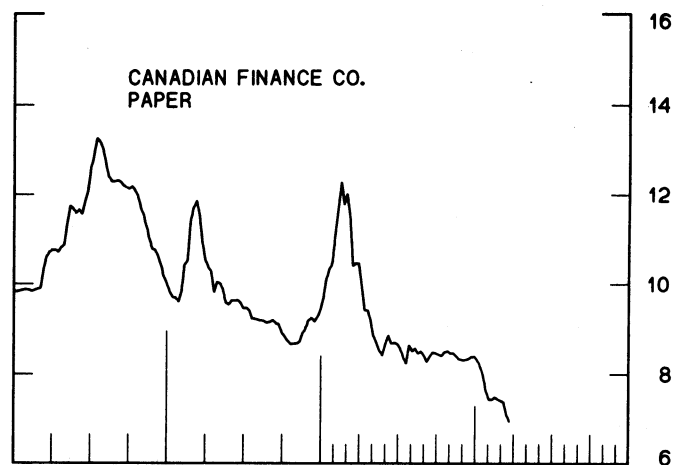
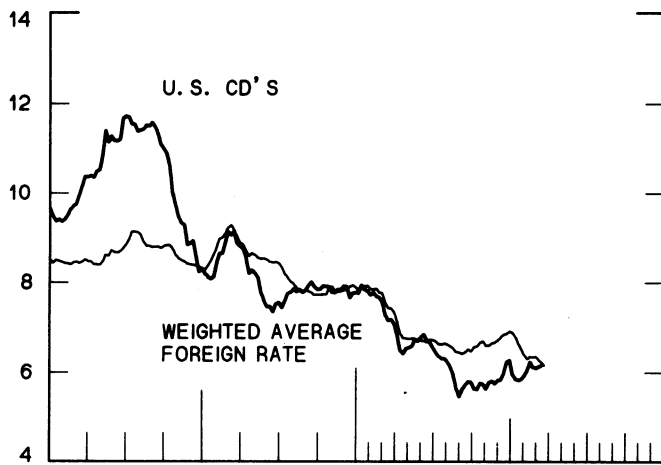
1987

# 3-MONTH INTEREST RATES

WEEKLY SERIES

PERCENT PER ANNUM

PERCENT PER ANNUM



1985

1987

1985

1987

# EURO-DOLLAR DEPOSIT RATES LONDON

AVERAGES FOR WEEK ENDING WEDNESDAY

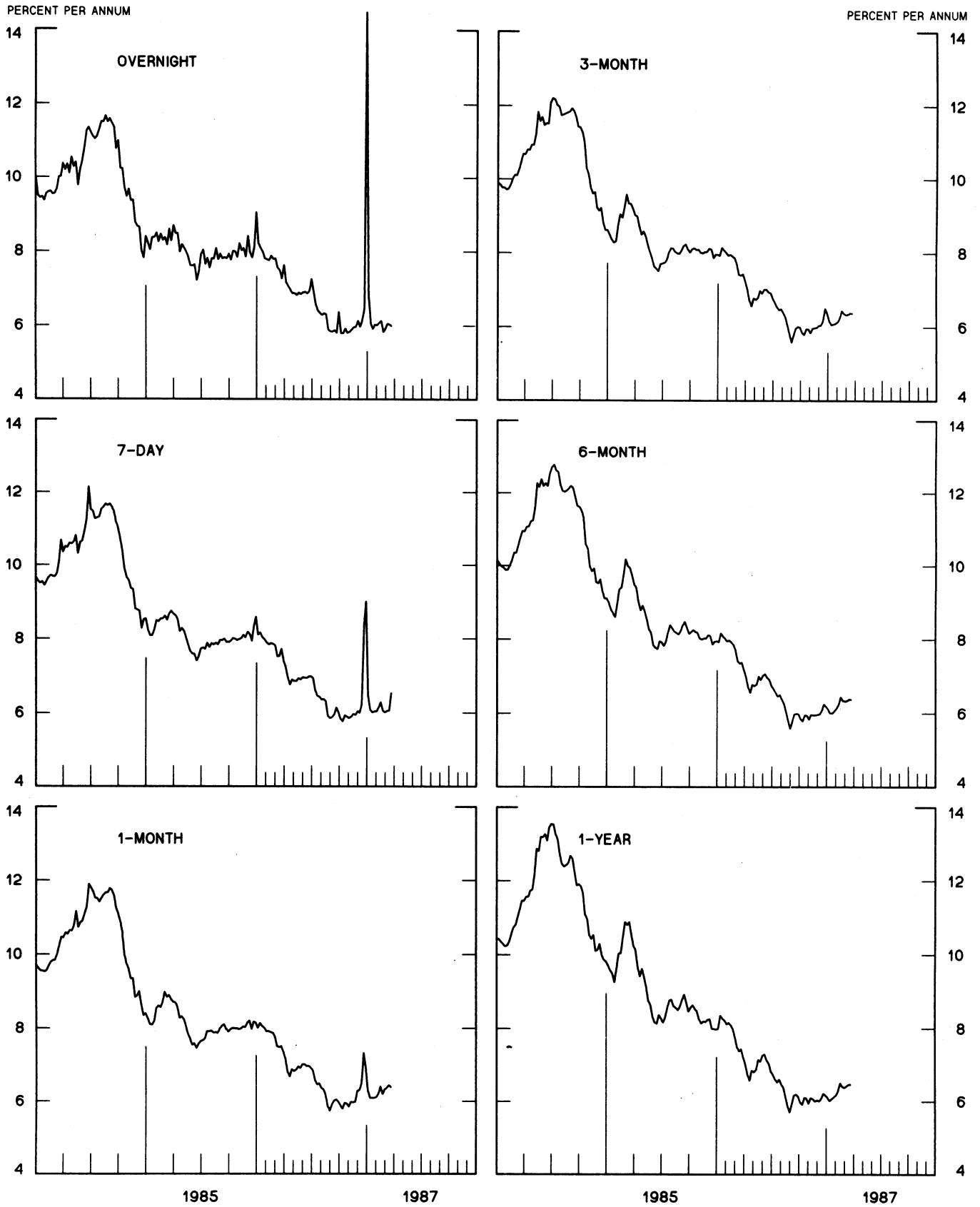
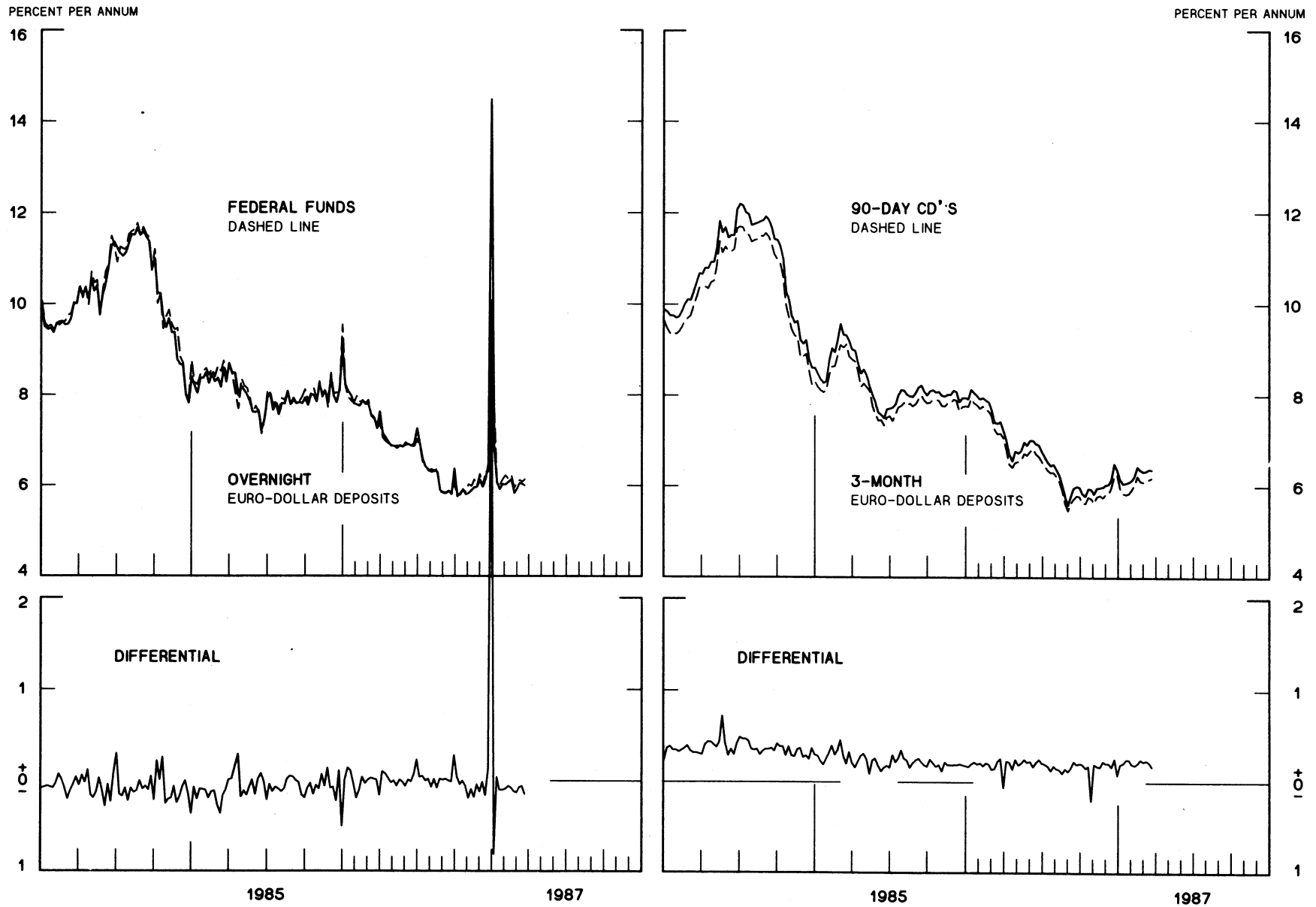




CHART 7  
**SELECTED EURO-DOLLAR AND U. S. MONEY MARKET RATES**

DIFFERENTIAL: PLUS(+), FAVORS BORROWING IN U. S.  
 AVERAGES FOR WEEK ENDING WEDNESDAY



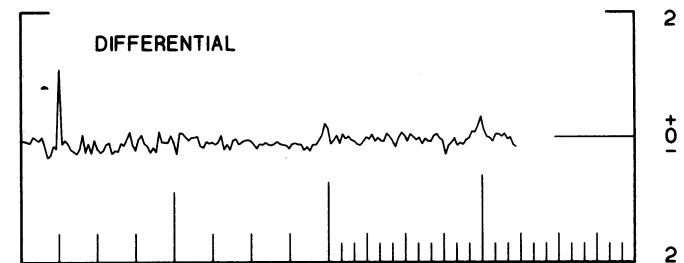

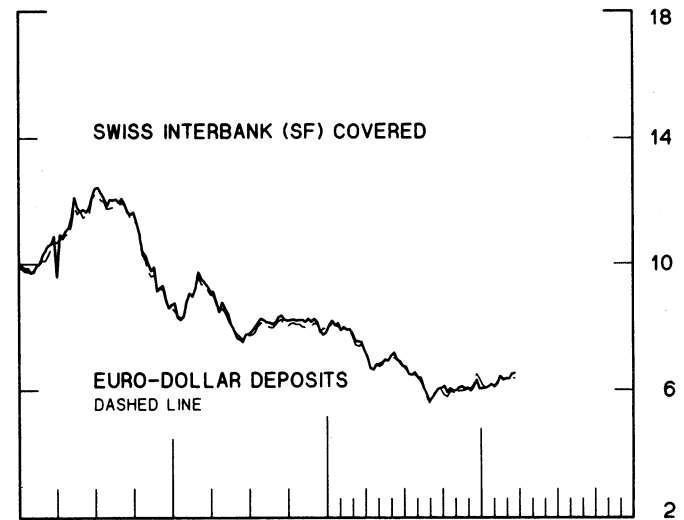
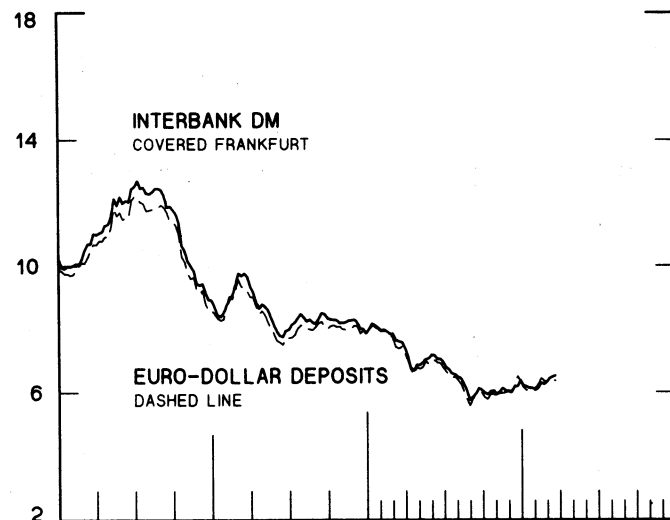
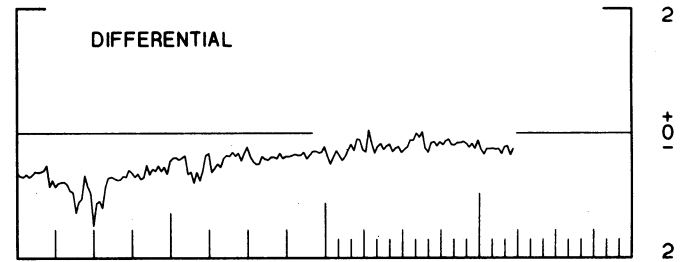
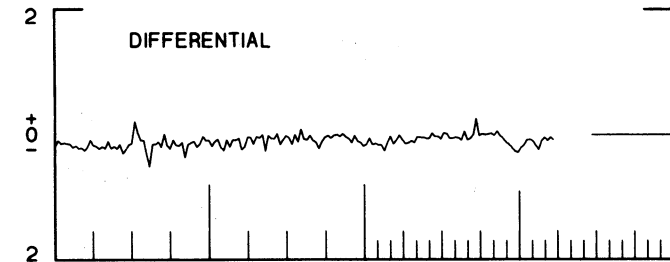
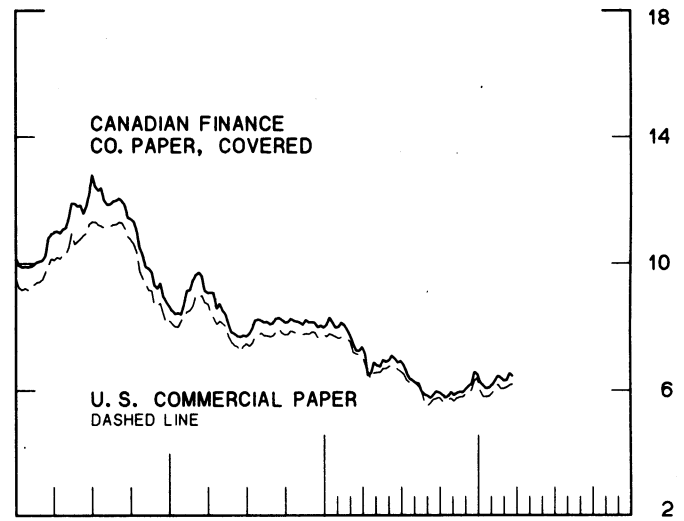
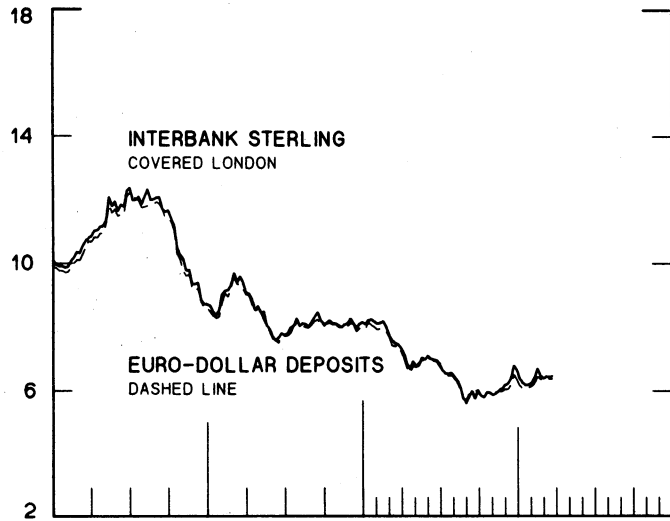
1 PERCENT ON DIFFERENTIAL SCALE = 2 PERCENT ON RATE SCALE

# INTEREST ARBITRAGE: 3-MONTH FUNDS

DIFFERENTIAL: PLUS(+), INDICATES FAVOR DOLLAR ASSETS  
AVERAGES FOR WEEK ENDING WEDNESDAY

PERCENT PER ANNUM

PERCENT PER ANNUM



1985

1987

1985

1987

1 PERCENT ON DIFFERENTIAL SCALE = 2 PERCENT ON RATE SCALE

CHART 9  
**LONG-TERM GOVERNMENT BOND YIELDS**  
 WEEKLY SERIES

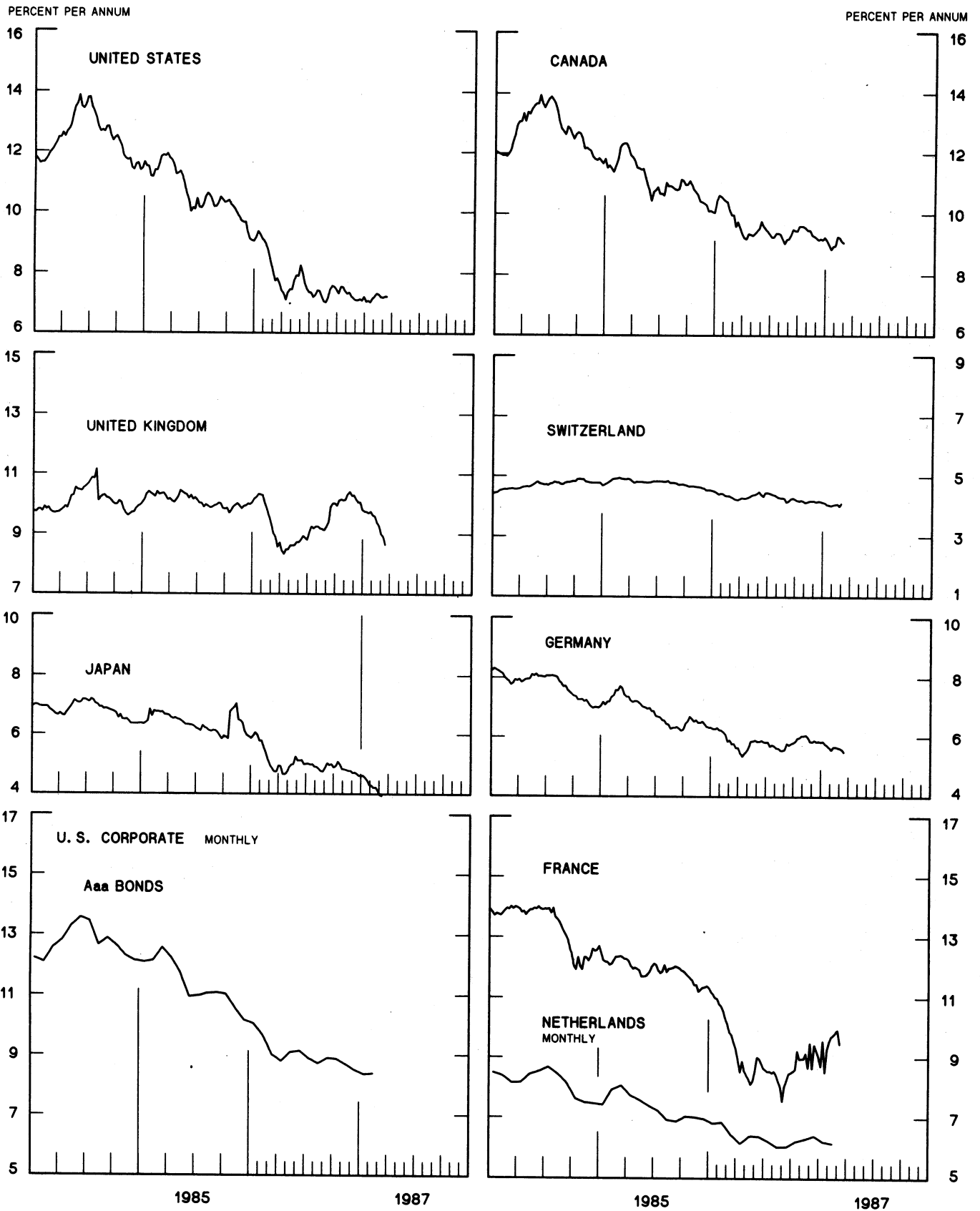
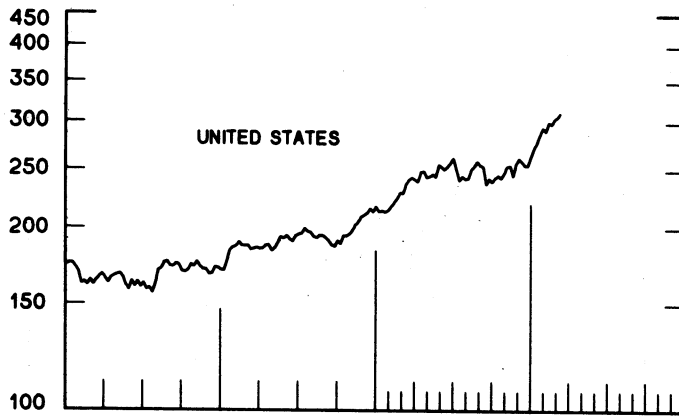
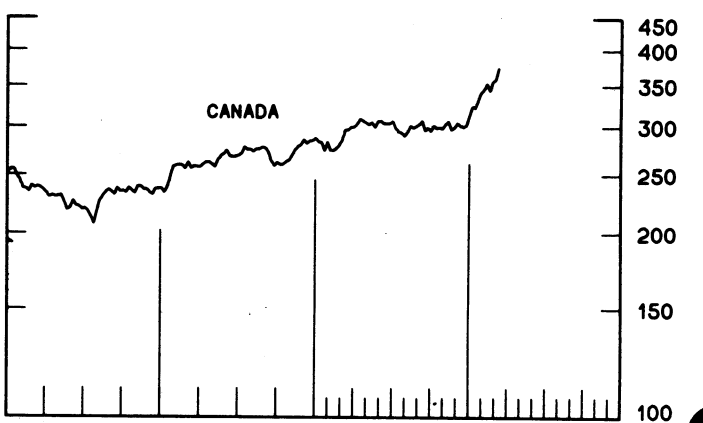
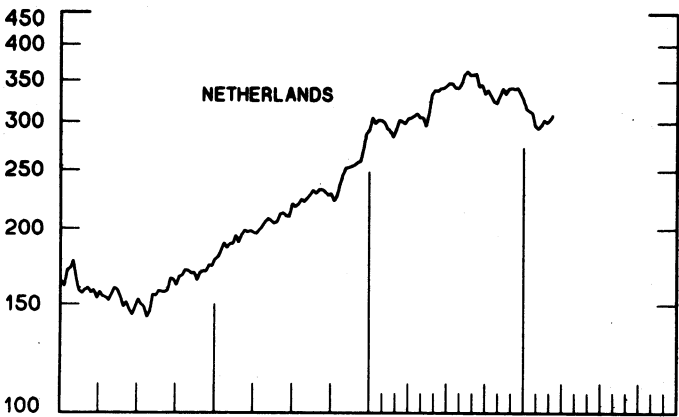
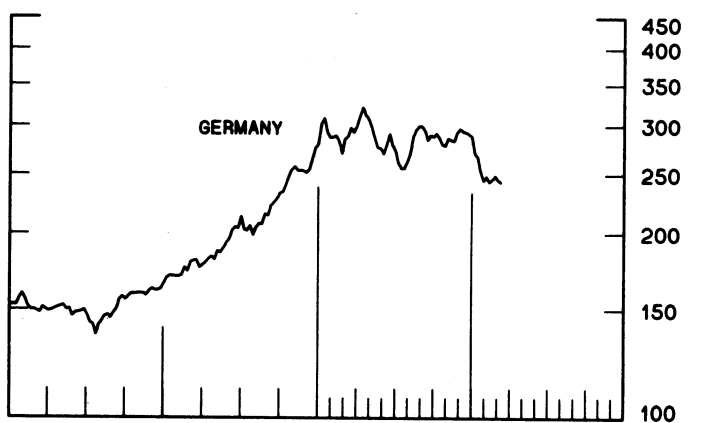
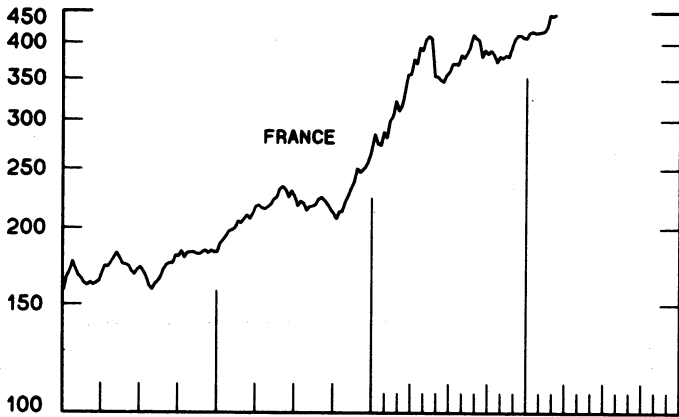
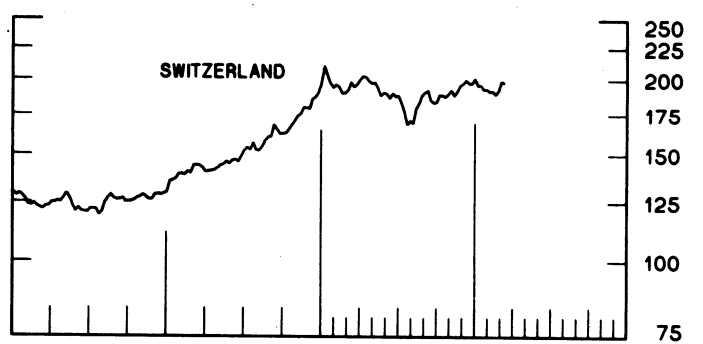
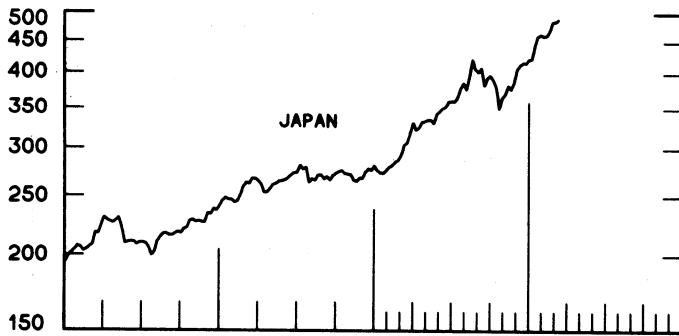
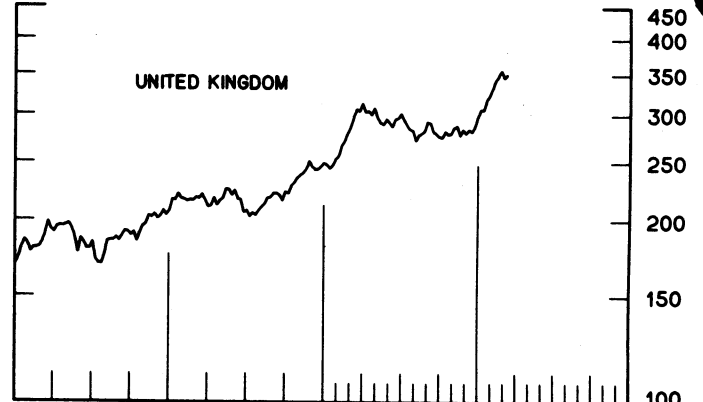


CHART 10  
**INDUSTRIAL STOCK INDICES**  
WEEKLY SERIES

RATIO SCALE  
1969=100



RATIO SCALE  
1969=100



1985

1987

1985

1987

SERIES NAME

LAST VALUE PLOTTED  
DATE VALUE

CHART 1. SPOT EXCHANGE RATES AND INDICES

WEEKLY AVERAGES, NOON BUYING RATES (U.S. CBNTS)

GERMAN MARK	MARCH 25	54.72
JAPANESE YEN	MARCH 25	0.66501
DUTCH GUILDER	MARCH 25	48.45
U. K. POUND	MARCH 25	160.77
CANADIAN DOLLAR	MARCH 25	76.31
FRENCH FRANC	MARCH 25	16.44
SWISS FRANC	MARCH 25	65.42
BELGIAN FRANC	MARCH 25	2.64036
ITALIAN LIRA	MARCH 25	0.07686
SWEDISH KRONA	MARCH 25	15.68

INDICES, MARCH 1973 BASE RATES = 100

GERMAN MARK	MARCH 25	153.93
JAPANESE YEN	MARCH 25	174.12
DUTCH GUILDER	MARCH 25	139.08
U. K. POUND	MARCH 25	65.02
CANADIAN DOLLAR	MARCH 25	76.06
FRENCH FRANC	MARCH 25	74.07
SWISS FRANC	MARCH 25	210.46
BELGIAN FRANC	MARCH 25	104.04
ITALIAN LIRA	MARCH 25	43.66

WEIGHTED AVERAGE EXCHANGE VALUE INDICES, MAR 1973 = 100  
(G-10 COUNTRIES PLUS SWITZERLAND)

U.S. DOLLAR	MARCH 25	98.44
GERMAN MARK	MARCH 25	165.06
JAPANESE YEN	MARCH 25	183.53
DUTCH GUILDER	MARCH 25	140.44
U. K. POUND	MARCH 25	61.34
CANADIAN DOLLAR	MARCH 25	73.48
FRENCH FRANC	MARCH 25	70.58
SWISS FRANC	MARCH 25	212.30
BELGIAN FRANC	MARCH 25	102.91
ITALIAN LIRA	MARCH 25	40.44
SWEDISH KRONA	MARCH 25	67.69

CHART 2. 3-MONTH FORWARD EXCHANGE RATES, PREMIUM OR DISCOUNT

CANADIAN DOLLAR	MARCH 25	-0.50
U. K. POUND	MARCH 25	-3.06
GERMAN MARK	MARCH 25	2.51
FRENCH FRANC	MARCH 25	-1.58
SWISS FRANC	MARCH 25	2.55
DUTCH GUILDER	MARCH 25	1.02
JAPANESE YEN	MARCH 25	2.34
ITALIAN LIRA	MARCH 25	-2.88

**SERIES NAME**

**LAST VALUE PLOTTED  
DATE VALUE**

**CHART 3. GOLD PRICE IN LONDON, AFTERNOON FIXING**

U.S. DOLLARS PER FINE OUNCE MARCH 25 408.06

**CHART 4. CALL MONEY RATES**

U.S. FEDERAL FUNDS	MARCH 25	6.14
OVERNIGHT EURO-DOLLAR DEPOSITS	MARCH 25	5.99
U. K.	MARCH 25	10.05
CANADA	MARCH 25	7.50
GERMANY	MARCH 25	3.70
JAPAN	MARCH 25	3.81
FRANCE	MARCH 25	7.85
NETHERLANDS	MARCH 25	5.35
SWITZERLAND	MARCH 25	1.00

**CHART 5. 3-MONTH INTEREST RATES**

U.S. 90-DAY CD'S, SECONDARY MARKET	MARCH 25	6.19
GERMAN INTERBANK LOAN	MARCH 25	3.97
JAPANESE GENSAKI RATE	MARCH 25	4.03
CANADIAN FINANCE PAPER	MARCH 25	6.94
INTERBANK STERLING	MARCH 25	9.59
SWISS INTERBANK LOAN	MARCH 25	3.94
FRENCH INTERBANK RATE	MARCH 25	7.76
NETHERLANDS INTERBANK RATE	MARCH 25	5.40
WEIGHTED AVERAGE FOREIGN INTEREST RATE (G-10 COUNTRIES PLUS SWITZERLAND)	MARCH 25	6.15

**CHART 6. EURO-DOLLAR DEPOSIT RATES: LONDON**

OVERNIGHT	MARCH 25	5.99
7-DAY	MARCH 25	6.53
1-MONTH	MARCH 25	6.39
3-MONTH	MARCH 25	6.36
6-MONTH	MARCH 25	6.36
1-YEAR	MARCH 25	6.46

**CHART 7. SELECTED EURO-DOLLAR AND U.S. MONEY MARKET RATES**

OVERNIGHT EURO-DOLLAR DEPOSITS	MARCH 25	5.99
U.S. FEDERAL FUNDS	MARCH 25	6.14
DIFFERENTIAL	MARCH 25	-0.15
3-MONTH EURO-DOLLAR DEPOSIT RATE	MARCH 25	6.36
U.S. 90-DAY CD'S, SECONDARY MARKET	MARCH 25	6.19
DIFFERENTIAL	MARCH 25	0.17

SERIES NAME

LAST VALUE PLOTTED  
DATE VALUE

CHART 8. INTEREST ARBITRAGE, 3-MONTH FUNDS

EURO-DOLLAR DEPOSIT	MARCH 25	6.36
INTERBANK STERLING (LONDON), COVERED	MARCH 25	6.45
DIFFERENTIAL	MARCH 25	-0.09
U.S. COMMERCIAL PAPER	MARCH 25	6.19
CANADIAN FINANCE PAPER, COVERED	MARCH 25	6.44
DIFFERENTIAL	MARCH 25	-0.25
EURO-DOLLAR DEPOSIT	MARCH 25	6.36
INTERBANK DM (FRANKFURT), COVERED	MARCH 25	6.50
DIFFERENTIAL	MARCH 25	-0.14
EURO-DOLLAR DEPOSIT	MARCH 25	6.36
SWISS INTERBANK, COVERED	MARCH 25	6.52
DIFFERENTIAL	MARCH 25	-0.15

CHART 9. LONG TERM GOVERNMENT BOND YIELDS

UNITED STATES	MARCH 20	7.21
GERMANY	MARCH 20	5.51
JAPAN (MONTHLY)	MARCH 6	3.94
SWITZERLAND	MARCH 6	4.10
CANADA	MARCH 6	9.06
FRANCE	MARCH 13	9.46
NETHERLANDS (MONTHLY)	FEB.	6.15
UNITED KINGDOM	MARCH 20	8.64


U.S. CORPORATE

AAA BONDS	FEB.	8.38
-----------	------	------

CHART 10. STOCK INDICES

UNITED STATES	MARCH 18	310.40
UNITED KINGDOM	MARCH 18	349.46
CANADA	MARCH 18	374.47
GERMANY	MARCH 18	242.95
SWITZERLAND	MARCH 18	197.58
NETHERLANDS	MARCH 18	308.19
FRANCE	MARCH 18	445.66
JAPAN	MARCH 18	489.19

# FEDERAL RESERVE statistical release



H.10(512)

MARCH 27, 1987

## FOREIGN EXCHANGE RATES

FOR THE WEEK ENDING MARCH 27, 1987

The Board of Governors of the Federal Reserve System is advised that the Federal Reserve Bank of New York has certified for customs purposes the following noon buying rates in New York City for cable transfers payable in foreign currencies:

COUNTRY	MONETARY UNIT	(CURRENCY UNITS PER DOLLAR)				
		MAR. 23	MAR. 24	MAR. 25	MAR. 26	MAR. 27
*AUSTRALIA	DOLLAR	68.84	69.29	69.50	69.54	69.80
AUSTRIA	SCHILLING	12.795	12.810	12.845	12.840	12.815
BELGIUM	FRANC	37.730	37.770	37.850	37.860	37.770
BRAZIL	CRUZADO	NA	NA	NA	NA	21.89
CANADA	DOLLAR	1.3085	1.3078	1.3114	1.3085	1.3065
CHINA, P. R.	YUAN	3.7314	3.7314	3.7314	3.7314	3.7314
DENMARK	KRONE	6.8580	6.8580	6.8930	6.8945	6.8870
FINLAND	MARKKA	4.4670	4.4690	4.4810	4.4900	4.4800
FRANCE	FRANC	6.0625	6.0700	6.0765	6.0855	6.0690
GERMANY	D. MARK	1.8207	1.8220	1.8265	1.8285	1.8235
GREECE	DRACHMA	133.850	133.600	134.300	134.430	133.850
HONG KONG	DOLLAR	7.8030	7.7995	7.7995	7.8040	7.8005
INDIA	RUPEE	12.8000	12.7900	12.8200	12.9000	12.8900
*IRELAND	POUND	146.85	146.55	146.20	146.10	146.45
ITALY	LIRA	1295.75	1298.00	1301.00	1303.50	1299.50
JAPAN	YEN	150.25	149.32	149.15	149.20	147.72
MALAYSIA	RINGGIT	2.5180	2.5185	2.5200	2.5220	2.5180
NETHERLANDS	GUILDER	2.0565	2.0586	2.0620	2.0640	2.0585
*NEW ZEALAND	DOLLAR	55.850	56.320	56.700	56.400	56.420
NORWAY	KRONE	6.8755	6.8825	6.8925	6.8900	6.8650
PORTUGAL	ESCUDO	140.700	140.700	141.100	141.050	140.800
SINGAPORE	DOLLAR	2.1400	2.1395	2.1400	2.1420	2.1390
*SOUTH AFRICA	RAND	48.15	48.40	48.75	48.65	49.00
SOUTH KOREA	WON	854.20	853.30	852.40	852.50	852.60
SPAIN	PESETA	127.750	127.950	128.580	128.850	128.000
SRI LANKA	RUPEE	28.790	28.790	28.803	28.803	28.803
SWEDEN	KRONA	6.3690	6.3170	6.3870	6.3880	6.3650
SWITZERLAND	FRANC	1.5235	1.5235	1.5248	1.5270	1.5200
TAIWAN	DOLLAR	34.450	34.430	34.410	34.380	34.350
THAILAND	BAHT	25.870	25.820	25.820	25.830	25.830
*UNITED KINGDOM	POUND	161.70	161.00	160.58	160.60	160.30
MEMO:						
*UNITED STATES	DOLLAR	98.12	98.11	98.31	98.36	98.05

\*INDEX OF WEIGHTED AVERAGE EXCHANGE VALUE OF U.S. DOLLAR AGAINST CURRENCIES OF OTHER G-10 COUNTRIES. MARCH 1973 = 100. WEIGHTS ARE 1972-76 GLOBAL TRADE OF EACH OF THE 10 COUNTRIES. SERIES REVISED AS OF AUGUST 1978. FOR DESCRIPTION AND BACK DATA, SEE "INDEX OF THE WEIGHTED-AVERAGE EXCHANGE VALUE OF THE U.S. DOLLAR: REVISION" ON PAGE 700 OF THE AUGUST 1978 FEDERAL RESERVE BULLETIN.

\*VALUE IS U.S. CENTS