

# Selected Interest & Exchange Rates

## Weekly Series of Charts

**February 17, 1987**

**Prepared by the  
FINANCIAL MARKETS  
SECTION**

**DIVISION OF  
INTERNATIONAL FINANCE**

**BOARD OF GOVERNORS  
FEDERAL RESERVE SYSTEM  
Washington, D.C. 20551**

---

# Table of Contents

## **TABLES**

1. LATEST FIGURES PLOTTED
2. DAILY CERTIFIED SPOT EXCHANGE RATES--H.10 RELEASE

## **CHARTS**

1. SPOT EXCHANGE RATE INDICES
2. 3-MONTH FORWARD EXCHANGE RATES
3. GOLD PRICE--LONDON
4. CALL MONEY RATES
5. 3-MONTH INTEREST RATES
6. EURO-DOLLAR DEPOSIT RATES
7. SELECTED EURO-DOLLAR AND U.S. MONEY MARKET RATES
8. INTEREST ARBITRAGE: 3-MONTH FUNDS
9. LONG-TERM GOVERNMENT BOND YIELDS
10. INDUSTRIAL STOCK INDICES

## **SUBSCRIPTION RATES:**

Weekly \$15.00 per year or \$.40 each in the United States, its possessions, Canada, and Mexico; 10 or more of the same issue to one address, \$13.50 per year or \$.35 each. Elsewhere, \$20.00 per year or \$.50 each. Address requests to Publications Services, Division of Administrative Services, and make payment remittance payable to the order of the Board of Governors of the Federal Reserve System in a form collectible at par in U.S. Currency.

CHART 1

# SPOT EXCHANGE INDICES

DOLLAR PRICES OF FOREIGN CURRENCIES AND WEIGHTED AVERAGE VALUES (THIN LINE)  
AVERAGES FOR WEEK ENDING WEDNESDAY

RATIO SCALE  
MARCH 1973=100

RATIO SCALE  
MARCH 1973=100

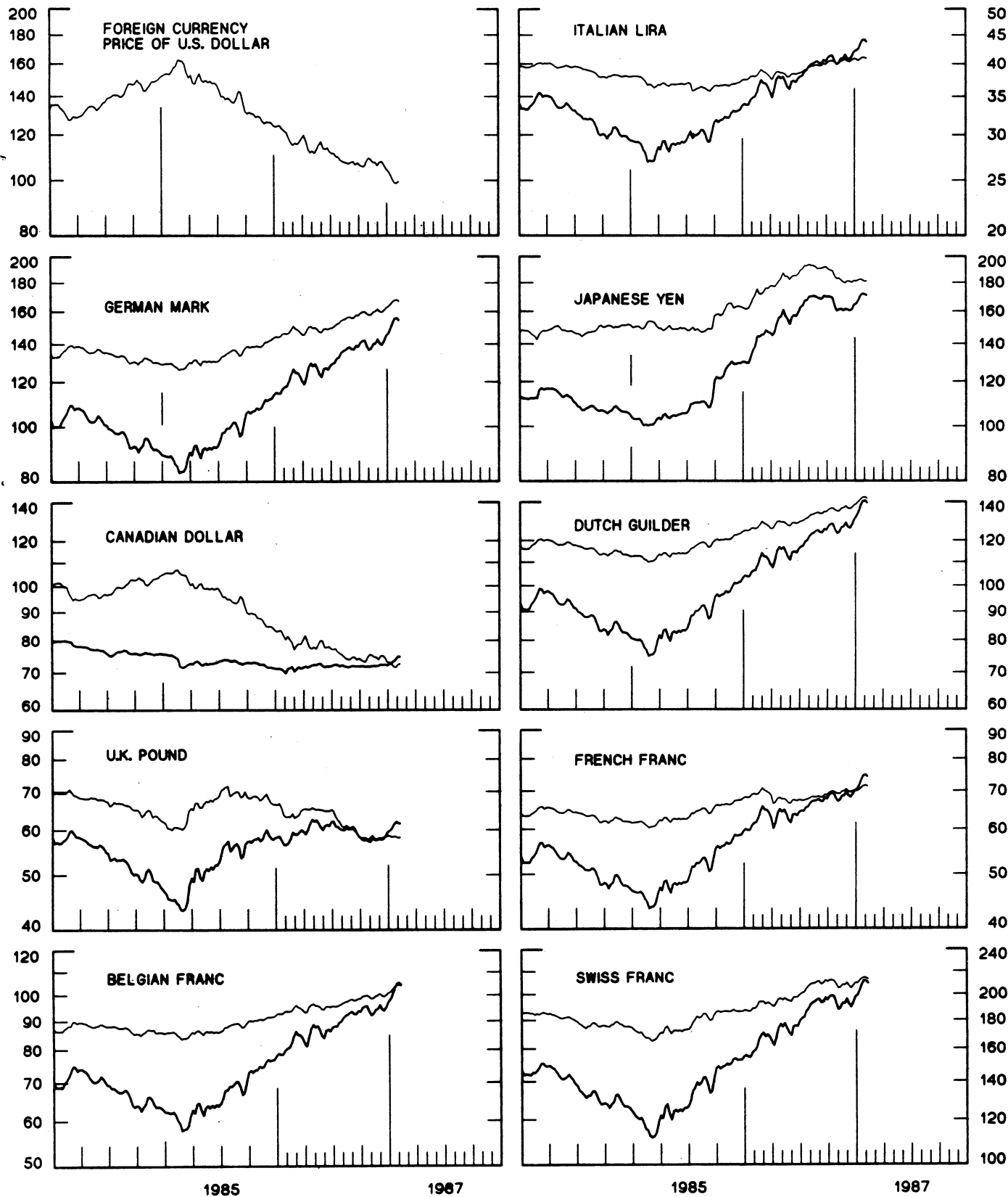


CHART 2  
3-MONTH FORWARD EXCHANGE RATES

PREMIUM (+) OR (-)  
AVERAGES FOR WEEK ENDING WEDNESDAY

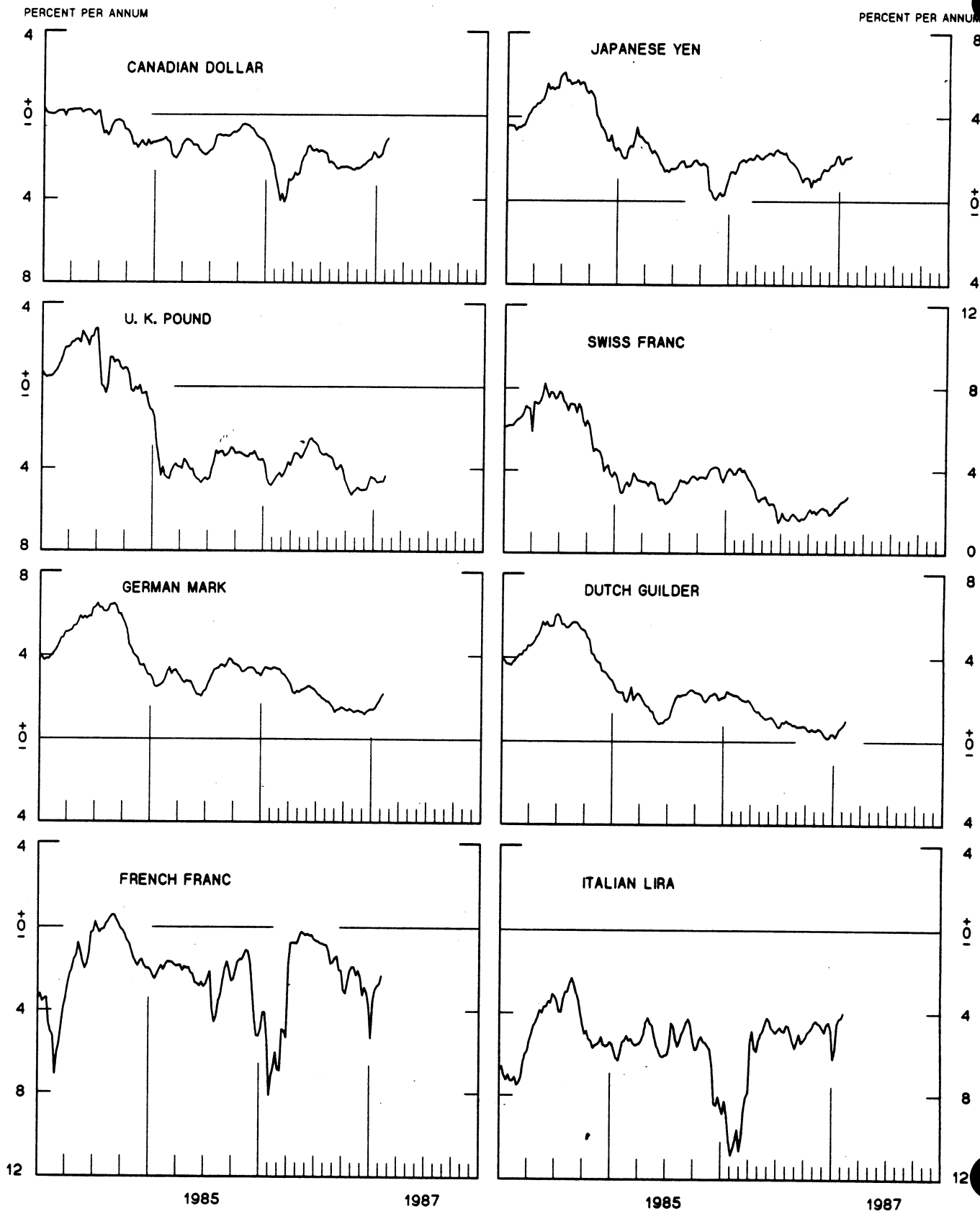


CHART 3  
PRICE OF GOLD IN LONDON  
AVERAGES FOR WEEK ENDING WEDNESDAY

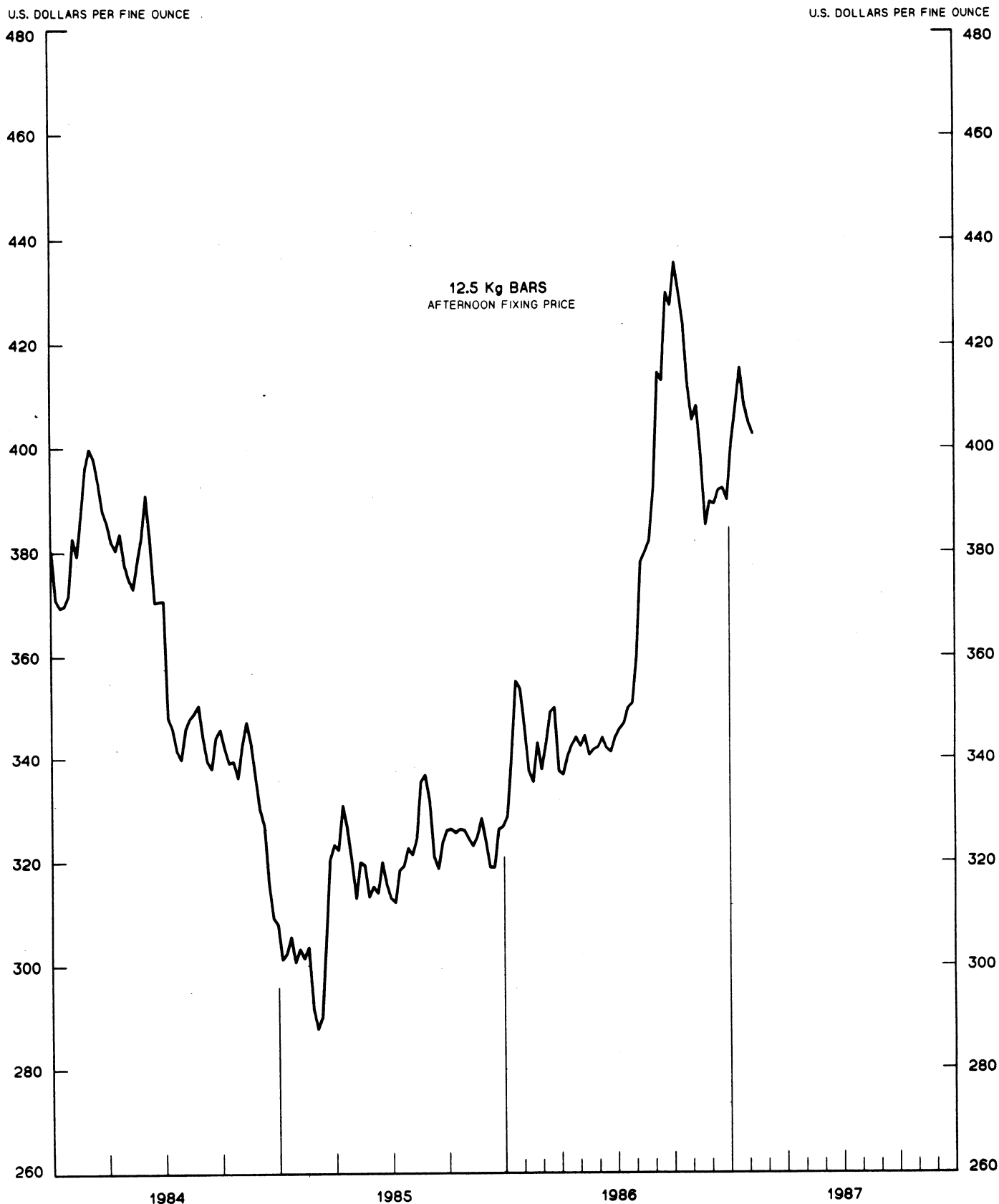


CHART 4  
CALL MONEY RATES  
WEEKLY SERIES

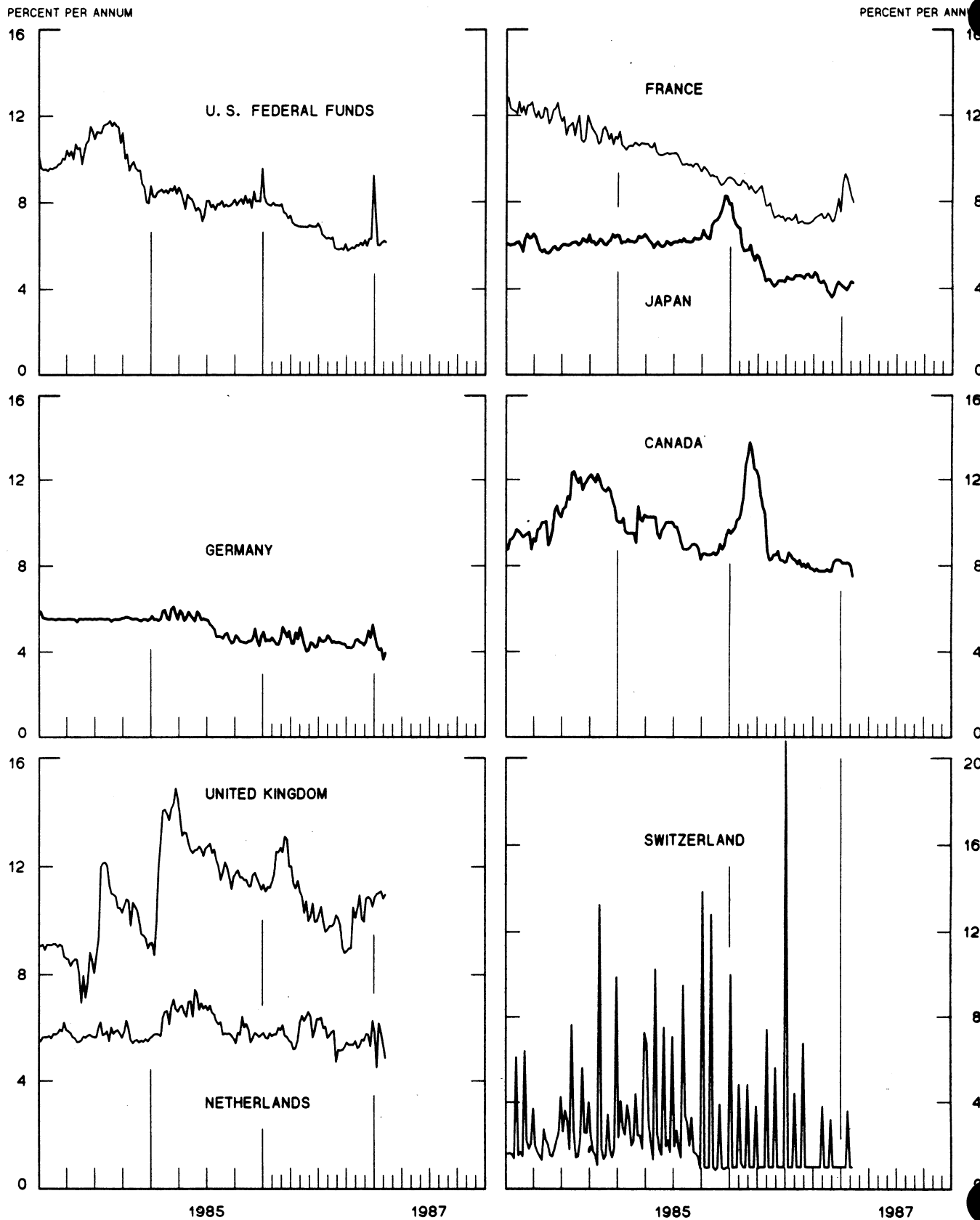


CHART 5  
**3-MONTH INTEREST RATES**  
 WEEKLY SERIES

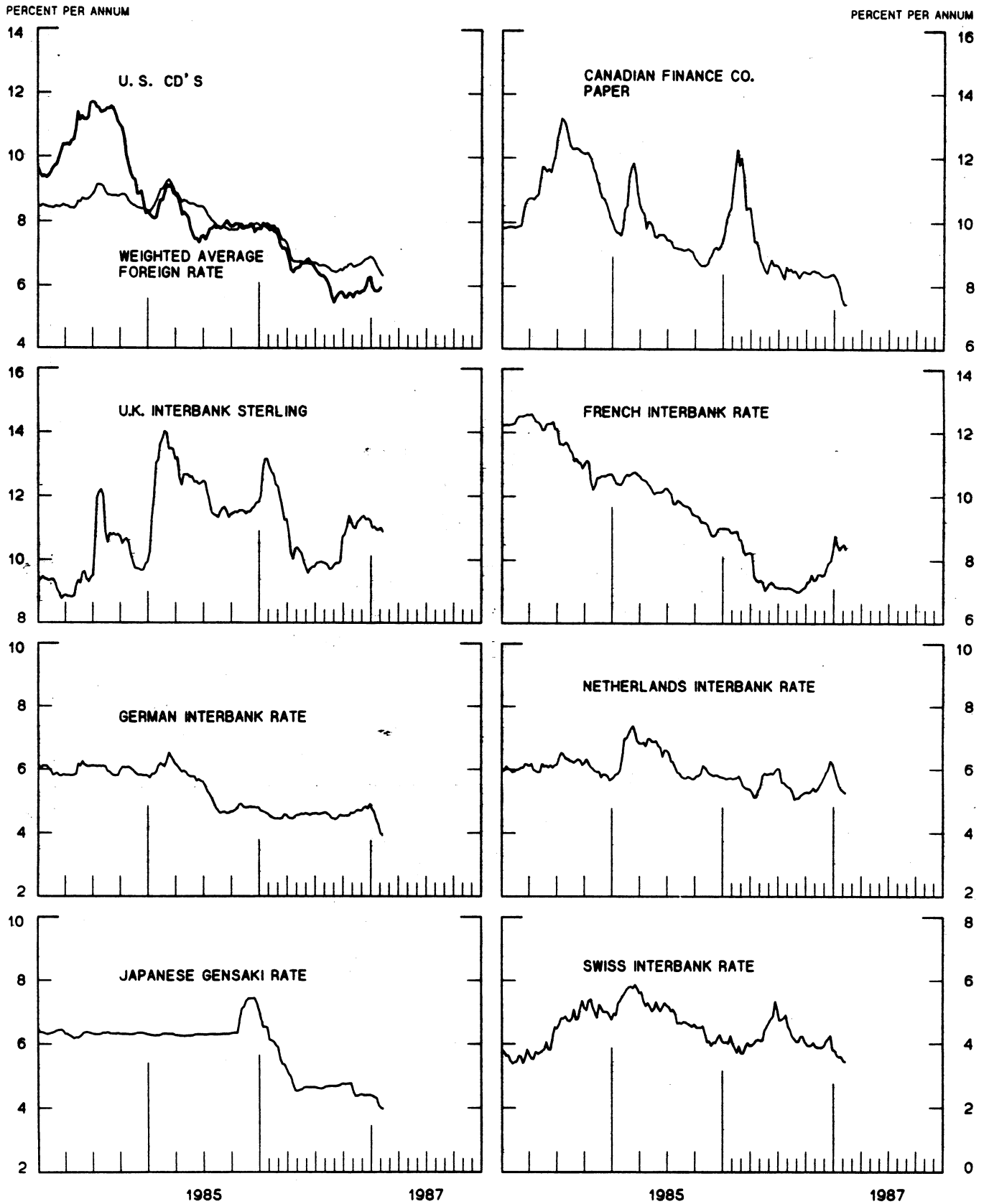


CHART 6  
**EURO-DOLLAR DEPOSIT RATES LONDON**  
 AVERAGES FOR WEEK ENDING WEDNESDAY

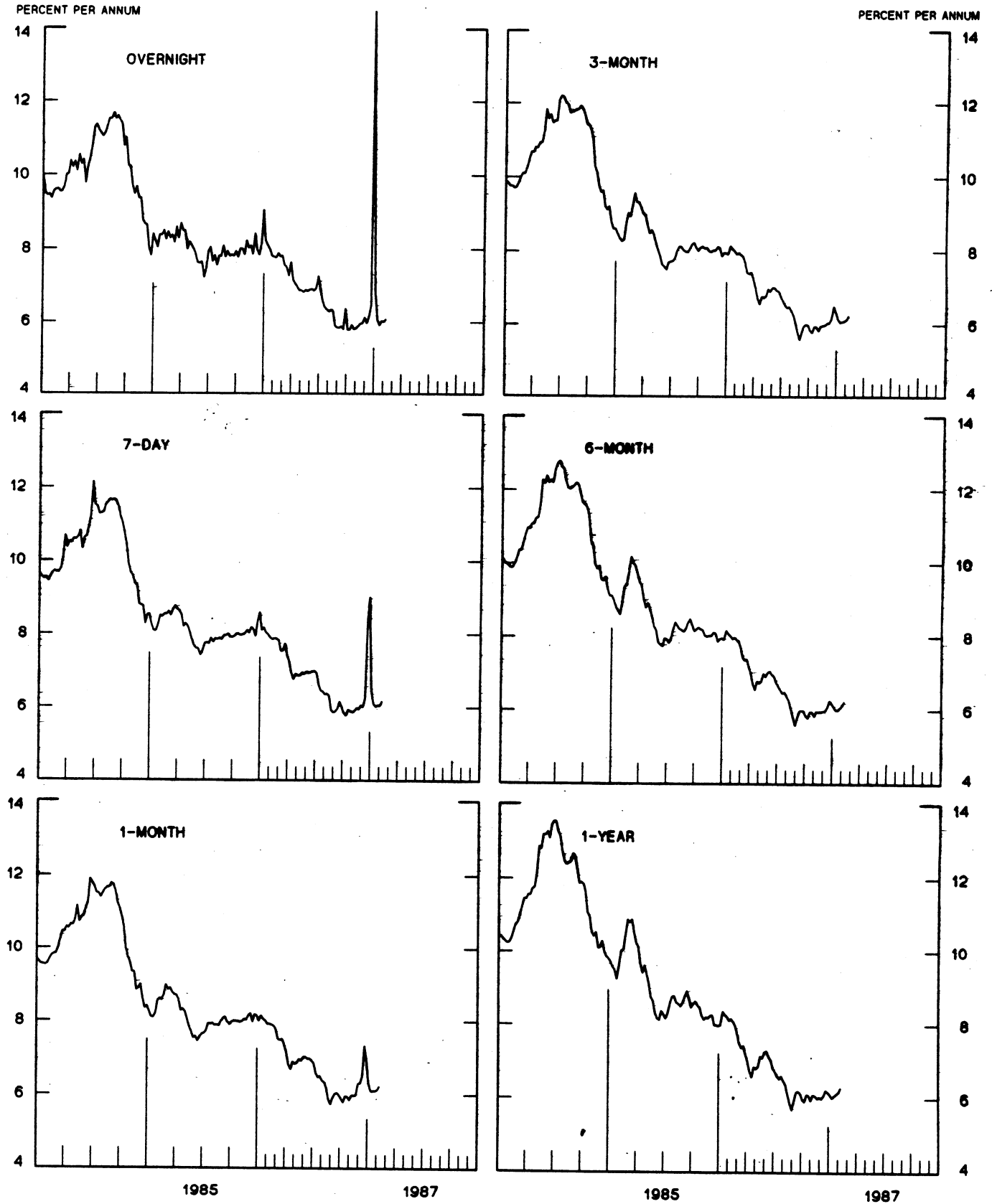
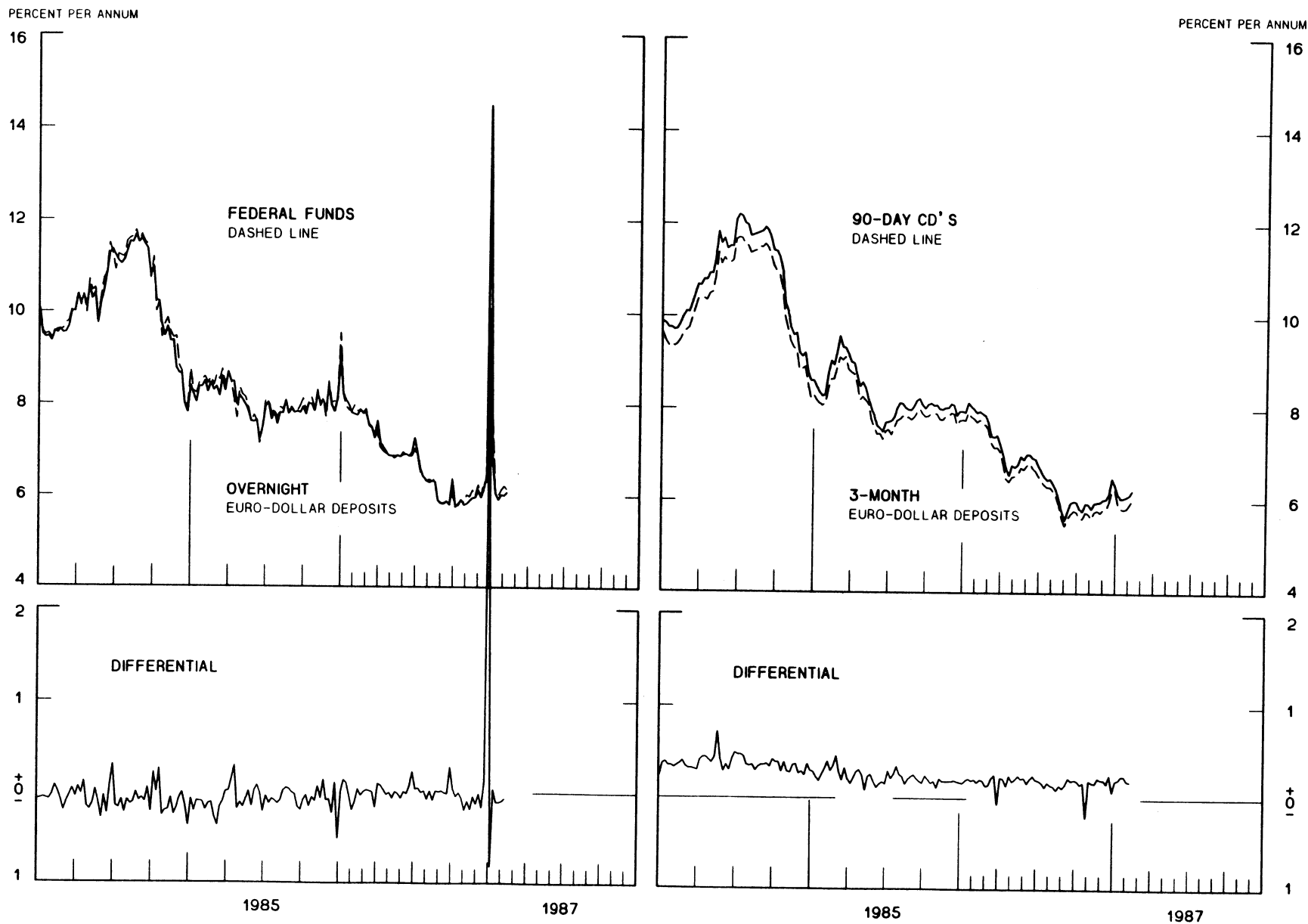




CHART 7  
**SELECTED EURO-DOLLAR AND U. S. MONEY MARKET RATES**

DIFFERENTIAL: PLUS(+), FAVORS BORROWING IN U. S.  
 AVERAGES FOR WEEK ENDING WEDNESDAY



1 PERCENT ON DIFFERENTIAL SCALE = 2 PERCENT ON RATE SCALE

CHART 8

# INTEREST ARBITRAGE: 3-MONTH FUNDS

DIFFERENTIAL: PLUS(+), INDICATES FAVOR DOLLAR ASSETS  
AVERAGES FOR WEEK ENDING WEDNESDAY

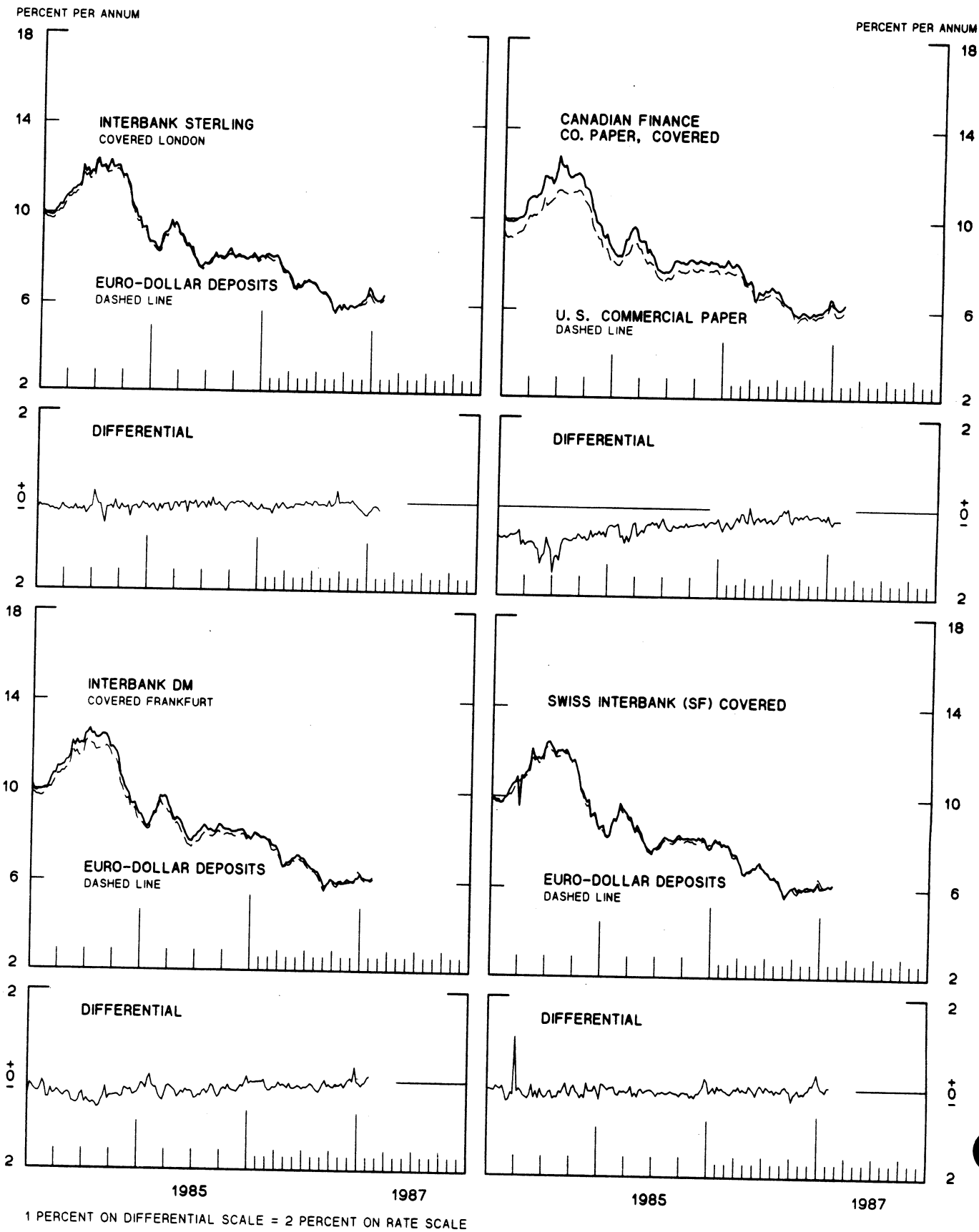
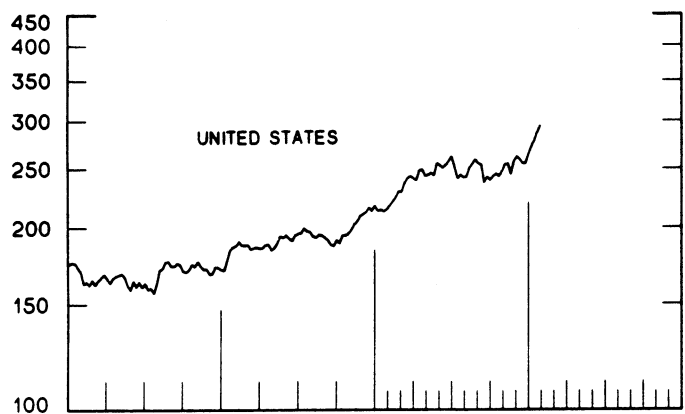
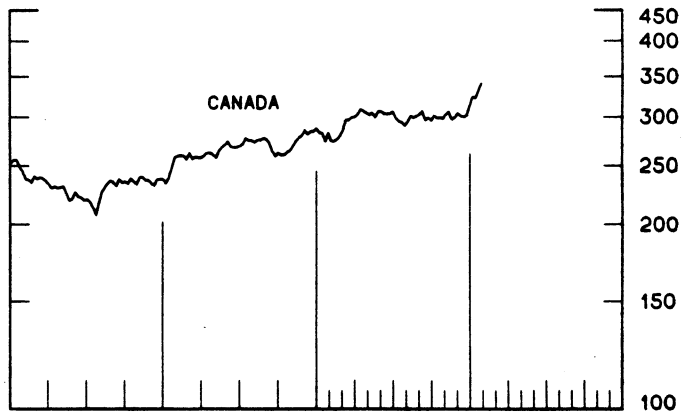
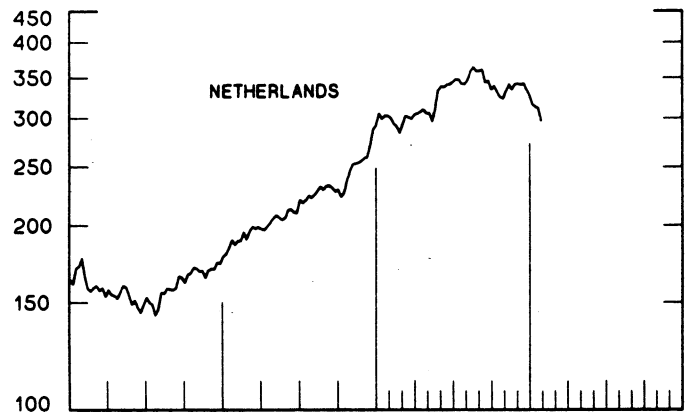
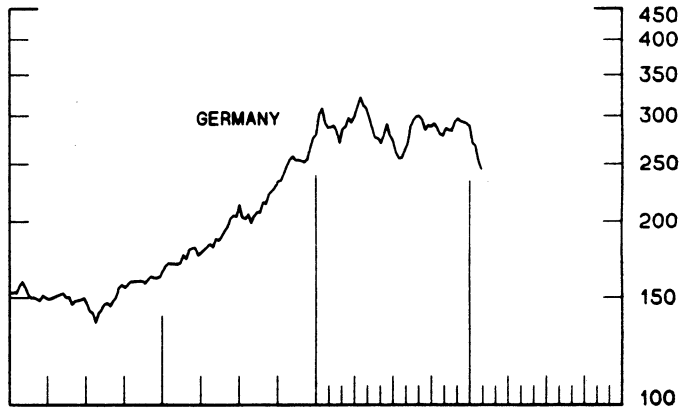
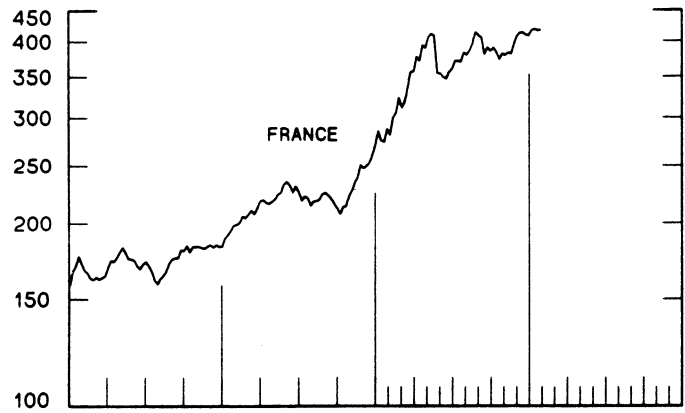
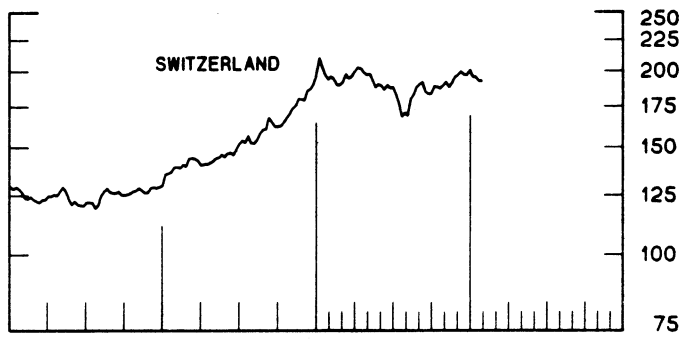
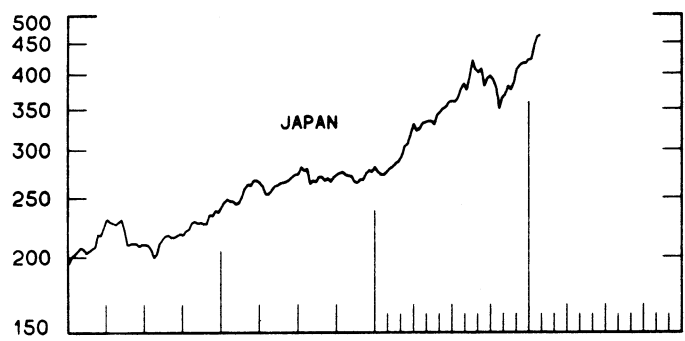
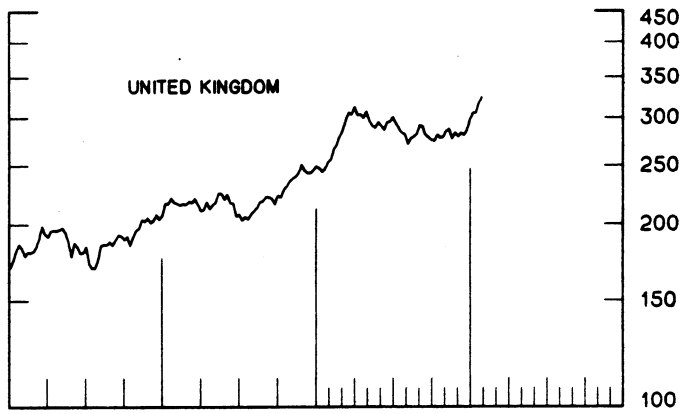


CHART 10  
INDUSTRIAL STOCK INDICES  
WEEKLY SERIES

RATIO SCALE  
1969=100



RATIO SCALE  
1969=100



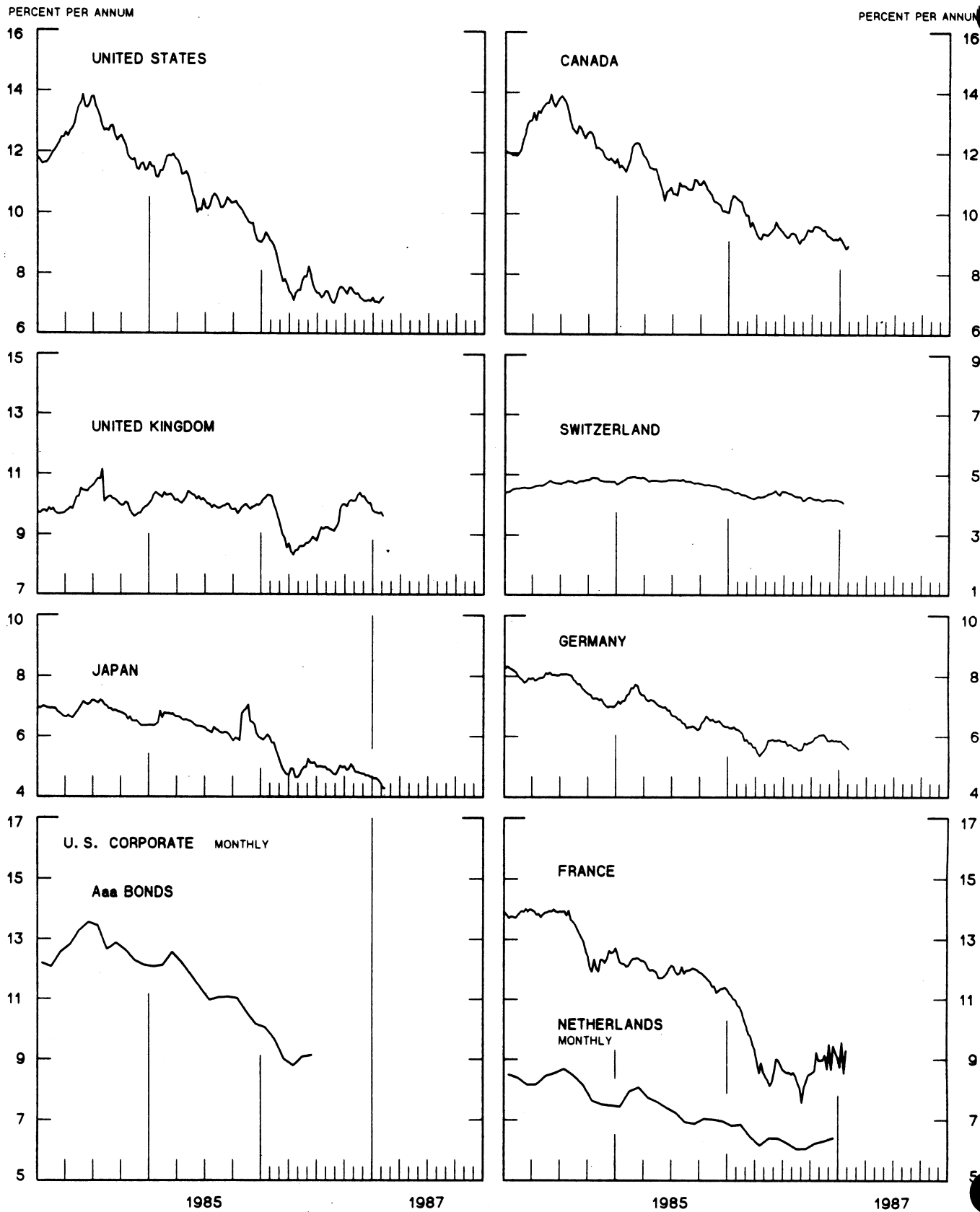
1985

1987

1985

1987

CHART 9  
**LONG-TERM GOVERNMENT BOND YIELDS**  
 WEEKLY SERIES



SERIES NAME

LAST VALUE PLOTTED  
DATE VALUE

CHART 1. SPOT EXCHANGE RATES AND INDICES

WEEKLY AVERAGES, NOON BUYING RATES (U.S. CENTS)

GERMAN MARK	FEB. 11	54.78
JAPANESE YEN	FEB. 11	0.65214
DUTCH GUILDER	FEB. 11	48.55
U. K. POUND	FEB. 11	151.97
CANADIAN DOLLAR	FEB. 11	74.84
FRENCH FRANC	FEB. 11	16.45
SWISS FRANC	FEB. 11	64.91
BELGIAN FRANC	FEB. 11	2.64578
ITALIAN LIRA	FEB. 11	0.07701
SWEDISH KRONA	FEB. 11	15.34

INDICES, MARCH 1973 BASE RATES = 100

GERMAN MARK	FEB. 11	154.09
JAPANESE YEN	FEB. 11	170.75
DUTCH GUILDER	FEB. 11	139.38
U. K. POUND	FEB. 11	61.47
CANADIAN DOLLAR	FEB. 11	74.59
FRENCH FRANC	FEB. 11	74.11
SWISS FRANC	FEB. 11	208.82
BELGIAN FRANC	FEB. 11	104.26
ITALIAN LIRA	FEB. 11	43.75

WEIGHTED AVERAGE EXCHANGE VALUE INDICES, MAR 1973 = 100  
(G-10 COUNTRIES PLUS SWITZERLAND)

U. S. DOLLAR	FEB. 11	99.59
GERMAN MARK	FEB. 11	167.07
JAPANESE YEN	FEB. 11	181.39
DUTCH GUILDER	FEB. 11	142.14
U. K. POUND	FEB. 11	58.23
CANADIAN DOLLAR	FEB. 11	72.65
FRENCH FRANC	FEB. 11	71.34
SWISS FRANC	FEB. 11	212.58
BELGIAN FRANC	FEB. 11	104.13
ITALIAN LIRA	FEB. 11	40.92
SWEDISH KRONA	FEB. 11	66.81

CHART 2. 3-MONTH FORWARD EXCHANGE RATES, PREMIUM OR DISCOUNT

CANADIAN DOLLAR	FEB. 11	-1.11
U. K. POUND	FEB. 11	-4.34
GERMAN MARK	FEB. 11	2.19
FRENCH FRANC	FEB. 11	-2.31
SWISS FRANC	FEB. 11	2.74
DUTCH GUILDER	FEB. 11	1.01
JAPANESE YEN	FEB. 11	2.14
ITALIAN LIRA	FEB. 11	-3.99

SERIES NAME	LAST VALUE PLOTTED DATE	VALUE
<b>CHART 3. GOLD PRICE IN LONDON, AFTERNOON FIXING</b>		
U. S. DOLLARS PER FINE OUNCE	FEB. 11	402.65
<b>CHART 4. CALL MONEY RATES</b>		
U. S. FEDERAL FUNDS	FEB. 11	6.14
OVERNIGHT EURO-DOLLAR DEPOSITS	FEB. 11	6.07
U. K.	FEB. 11	10.97
CANADA	FEB. 11	7.50
GERMANY	FEB. 11	3.96
JAPAN	FEB. 11	4.24
FRANCE	FEB. 11	7.95
NETHERLANDS	FEB. 11	4.85
SWITZERLAND	FEB. 11	1.00
<b>CHART 5. 3-MONTH INTEREST RATES</b>		
U. S. 90-DAY CD'S, SECONDARY MARKET	FEB. 11	6.05
GERMAN INTERBANK LOAN	FEB. 11	3.91
JAPANESE GENSAKI RATE	FEB. 11	3.96
CANADIAN FINANCE PAPER	FEB. 11	7.43
INTERBANK STERLING	FEB. 11	10.88
SWISS INTERBANK LOAN	FEB. 11	3.43
FRENCH INTERBANK RATE	FEB. 11	8.33
NETHERLANDS INTERBANK RATE	FEB. 11	5.25
WEIGHTED AVERAGE FOREIGN INTEREST RATE (G-10 COUNTRIES PLUS SWITZERLAND)	FEB. 11	6.31
<b>CHART 6. EURO-DOLLAR DEPOSIT RATES: LONDON</b>		
OVERNIGHT	FEB. 11	6.07
7-DAY	FEB. 11	6.15
1-MONTH	FEB. 11	6.21
3-MONTH	FEB. 11	6.24
6-MONTH	FEB. 11	6.24
1-YEAR	FEB. 11	6.29
<b>CHART 7. SELECTED EURO-DOLLAR AND U. S. MONEY MARKET RATES</b>		
OVERNIGHT EURO-DOLLAR DEPOSITS	FEB. 11	6.07
U. S. FEDERAL FUNDS	FEB. 11	6.14
DIFFERENTIAL	FEB. 11	-0.06
3-MONTH EURO-DOLLAR DEPOSIT RATE	FEB. 11	6.24
U. S. 90-DAY CD'S, SECONDARY MARKET	FEB. 11	6.05
DIFFERENTIAL	FEB. 11	0.19

SERIES NAME	LAST VALUE PLOTTED	
	DATE	VALUE
<b>CHART 8. INTEREST ARBITRAGE, 3-MONTH FUNDS</b>		
EURO-DOLLAR DEPOSIT	FEB. 11	6.24
INTERBANK STERLING (LONDON), COVERED	FEB. 11	6.42
DIFFERENTIAL	FEB. 11	-0.18
U.S. COMMERCIAL PAPER	FEB. 11	6.03
CANADIAN FINANCE PAPER, COVERED	FEB. 11	6.29
DIFFERENTIAL	FEB. 11	-0.26
EURO-DOLLAR DEPOSIT	FEB. 11	6.24
INTERBANK DM (FRANKFURT), COVERED	FEB. 11	6.12
DIFFERENTIAL	FEB. 11	0.12
EURO-DOLLAR DEPOSIT	FEB. 11	6.24
SWISS INTERBANK, COVERED	FEB. 11	6.19
DIFFERENTIAL	FEB. 11	0.05

**CHART 9. LONG TERM GOVERNMENT BOND YIELDS**

UNITED STATES	FEB. 6	7.22
GERMANY	FEB. 6	5.59
JAPAN (MONTHLY)	FEB. 6	4.28
SWITZERLAND	JAN. 16	4.06
CANADA	JAN. 30	8.94
FRANCE	JAN. 30	9.29
NETHERLANDS (MONTHLY)	DEC.	6.40
UNITED KINGDOM	FEB. 6	9.61
<b>U.S. CORPORATE</b>		
AAA BONDS	JUNE	9.13

**CHART 10. STOCK INDICES**

UNITED STATES	FEB. 4	293.39
UNITED KINGDOM	FEB. 4	323.80
CANADA	FEB. 4	341.51
GERMANY	FEB. 4	244.33
SWITZERLAND	FEB. 4	192.59
NETHERLANDS	FEB. 4	296.42
FRANCE	FEB. 4	416.48
JAPAN	FEB. 4	461.94

# FEDERAL RESERVE statistical release



H.10(512)

FEBRUARY 13, 1967

## FOREIGN EXCHANGE RATES

FOR THE WEEK ENDING FEBRUARY 13, 1967

The Board of Governors of the Federal Reserve System is advised that the Federal Reserve Bank of New York has certified for customs purposes the following noon buying rates in New York City for cable transfers payable in foreign currencies:

COUNTRY	MONETARY UNIT	(CURRENCY UNITS PER DOLLAR)				
		FEB. 9	FEB. 10	FEB. 11	FEB. 12	FEB. 13
*AUSTRALIA	DOLLAR	66.50	66.74	66.80	66.66	66.43
AUSTRIA	SCHILLING	12.775	12.660	12.770	12.855	12.870
BELGIUM	FRANC	37.650	37.260	37.620	37.800	37.890
BRAZIL	CRUZADO	17.29	17.29	17.46	17.81	17.99
CANADA	DOLLAR	1.3360	1.3360	1.3438	1.3455	1.3425
CHINA, P. R.	YUAN	3.7314	3.7314	3.7314	3.7314	3.7314
DENMARK	KRONE	6.8795	6.8000	6.8620	6.9040	6.9060
FINLAND	MARKKA	4.5630	4.5025	4.5500	4.5775	4.5715
FRANCE	FRANC	6.0530	5.9900	6.0520	6.0775	6.0950
GERMANY	D. MARK	1.8175	1.7980	1.8173	1.8250	1.8300
GREECE	DRACHMA	133.600	132.700	133.400	133.450	134.300
HONG KONG	DOLLAR	7.8000	7.7850	7.7895	7.7920	7.8010
INDIA	RUPEE	13.1300	13.0500	13.0400	13.0300	13.0500
*IRELAND	POUND	146.65	148.05	146.57	145.75	145.50
ITALY	LIRA	1292.50	1280.00	1292.75	1301.00	1302.75
JAPAN	YEN	152.55	152.40	153.70	154.10	153.70
MALAYSIA	RINGGIT	2.5550	2.5475	2.5460	2.5480	2.5500
NETHERLANDS	GUILDER	2.0510	2.0295	2.0500	2.0590	2.0655
*NEW ZEALAND	DOLLAR	54.330	54.680	54.600	54.250	54.400
NORWAY	KRONE	7.0085	6.9550	6.9980	7.0575	7.0125
PORTUGAL	ESCUDO	141.250	140.000	141.400	141.400	142.150
SINGAPORE	DOLLAR	2.1455	2.1380	2.1435	2.1450	2.1425
*SOUTH AFRICA	RAND	48.00	48.25	47.80	47.90	47.60
SOUTH KOREA	WON	861.30	860.70	806.10	860.30	860.50
SPAIN	PESETA	128.750	127.300	128.380	129.000	129.290
SRI LANKA	RUPEE	28.630	28.620	28.622	28.633	28.633
SWEDEN	KRONA	6.5050	6.4625	6.5020	6.5350	6.5235
SWITZERLAND	FRANC	1.5325	1.5180	1.5380	1.5460	1.5490
TAIWAN	DOLLAR	35.060	NA	35.040	35.030	35.030
THAILAND	BAHT	26.000	25.910	25.910	25.910	25.940
*UNITED KINGDOM	POUND	151.90	153.50	152.30	151.90	152.00
MEMO:						
*UNITED STATES	DOLLAR	99.24	98.45	99.36	99.75	99.83

INDEX OF WEIGHTED AVERAGE EXCHANGE VALUE OF U.S. DOLLAR AGAINST CURRENCIES OF OTHER G-10 COUNTRIES. MARCH 1973 = 100. WEIGHTS ARE 1972-76 GLOBAL TRADE OF EACH OF THE 10 COUNTRIES. SERIES REVISED AS OF AUGUST 1978. FOR DESCRIPTION AND BACK DATA, SEE "INDEX OF THE WEIGHTED-AVERAGE EXCHANGE VALUE OF THE U.S. DOLLAR: REVISION" ON PAGE 700 OF THE AUGUST 1978 FEDERAL RESERVE BULLETIN.

\*VALUE IS U.S. CENTS