

(516/517)

LIBRARY
FEB 09 1987
FEDERAL RESERVE
BANK OF CHICAGO

DATA FILE
LIBRARY
FEDERAL RESERVE BANK
OF CHICAGO

Selected Interest & Exchange Rates

Weekly Series of Charts

February 2, 1987

**DIVISION OF
INTERNATIONAL FINANCE**

**Prepared by the
FINANCIAL MARKETS
SECTION**

**BOARD OF GOVERNORS
FEDERAL RESERVE SYSTEM
Washington, D.C. 20551**

Table of Contents

TABLES

1. LATEST FIGURES PLOTTED
2. DAILY CERTIFIED SPOT EXCHANGE RATES--
H.10 RELEASE

CHARTS

1. SPOT EXCHANGE RATE INDICES
2. 3-MONTH FORWARD EXCHANGE RATES
3. GOLD PRICE--LONDON
4. CALL MONEY RATES
5. 3-MONTH INTEREST RATES
6. EURO-DOLLAR DEPOSIT RATES
7. SELECTED EURO-DOLLAR AND
U.S. MONEY MARKET RATES
8. INTEREST ARBITRAGE: 3-MONTH FUNDS
9. LONG-TERM GOVERNMENT BOND YIELDS
10. INDUSTRIAL STOCK INDICES

SUBSCRIPTION RATES:

Weekly \$15.00 per year or \$.40 each in the United States, its possessions, Canada, and Mexico; 10 or more of the same issue to one address, \$13.50 per year or \$.35 each. Elsewhere, \$20.00 per year or \$.50 each. Address requests to Publications Services, Division of Administrative Services, and make payment remittance payable to the order of the Board of Governors of the Federal Reserve System in a form collectible at par in U.S. Currency.

SPOT EXCHANGE INDICES

DOLLAR PRICES OF FOREIGN CURRENCIES AND WEIGHTED AVERAGE VALUES (THIN LINE)
AVERAGES FOR WEEK ENDING WEDNESDAY

RATIO SCALE
MARCH 1973=100

RATIO SCALE
MARCH 1973=100

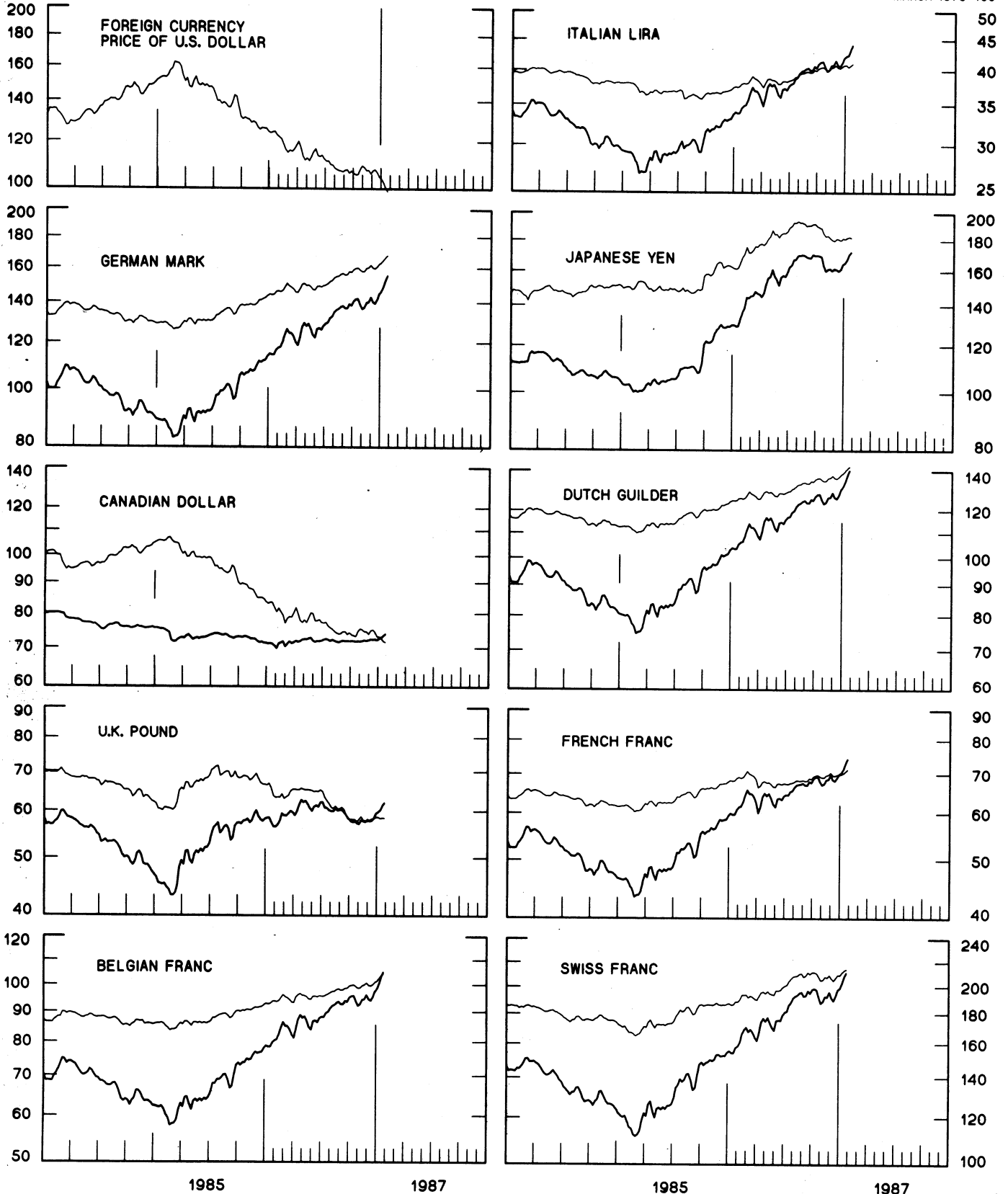


CHART 2
3-MONTH FORWARD EXCHANGE RATES

PREMIUM (+) OR (-)
 AVERAGES FOR WEEK ENDING WEDNESDAY

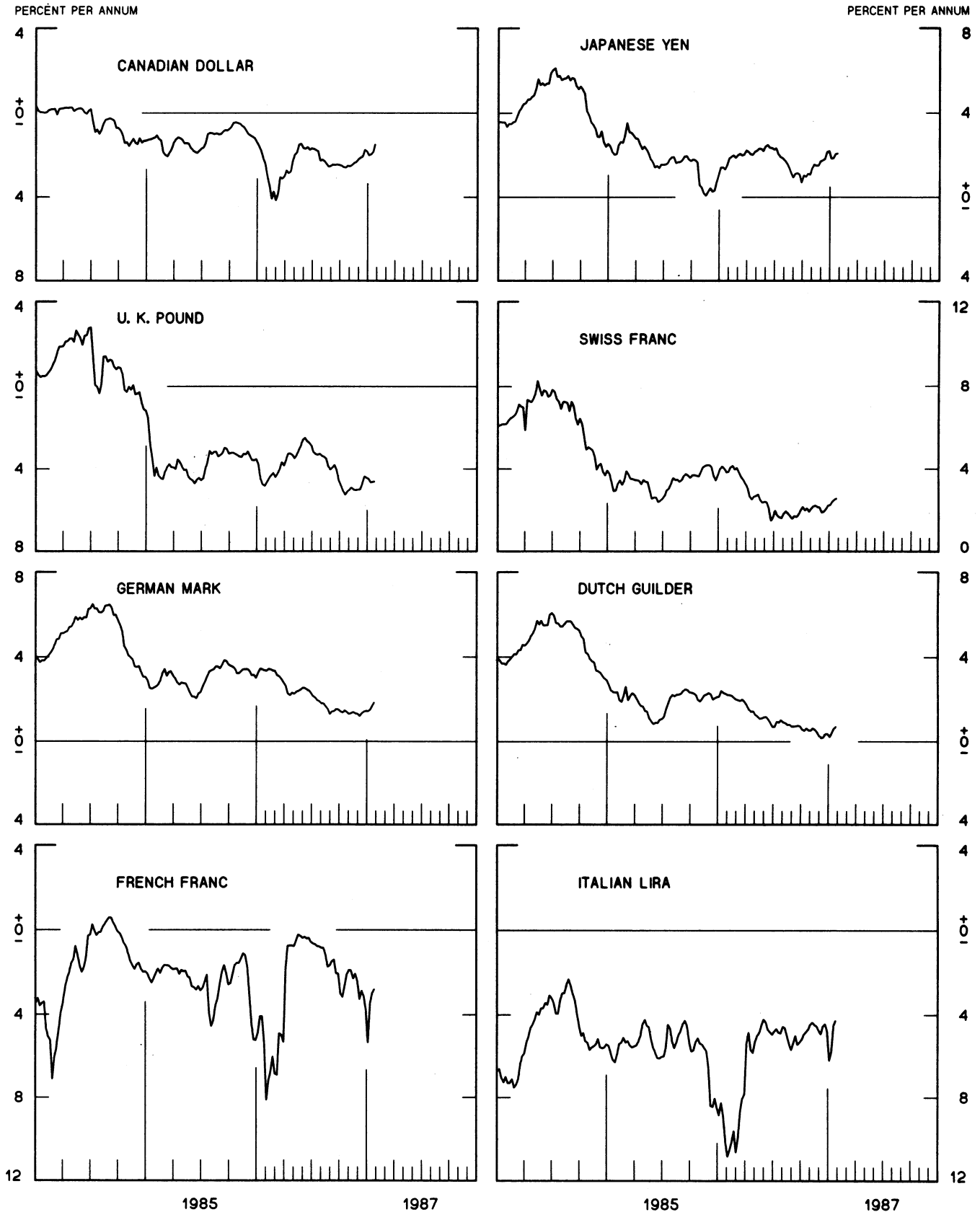
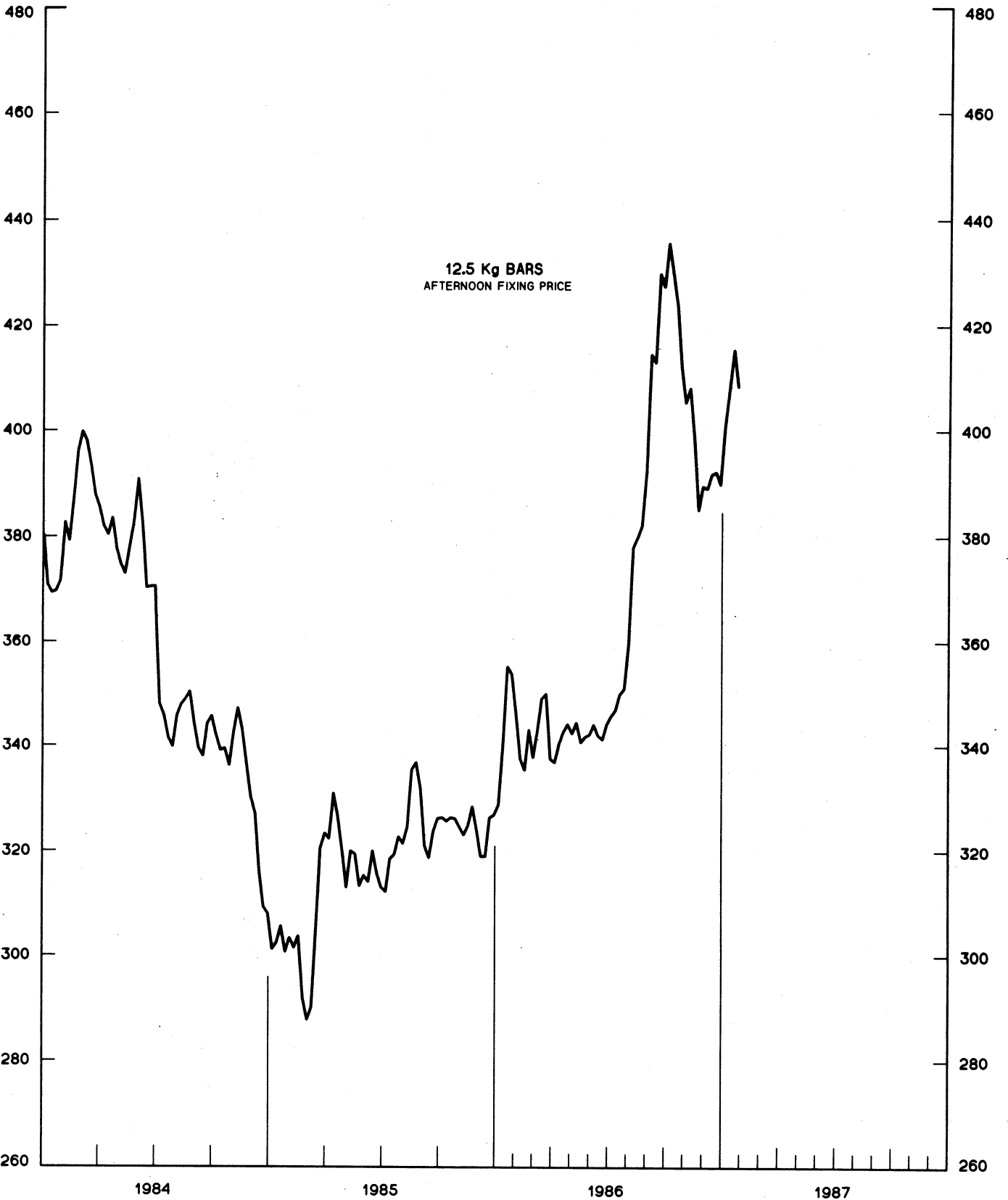


CHART 3
PRICE OF GOLD IN LONDON
AVERAGES FOR WEEK ENDING WEDNESDAY

U.S. DOLLARS PER FINE OUNCE



U.S. DOLLARS PER FINE OUNCE

CHART 4
CALL MONEY RATES
WEEKLY SERIES

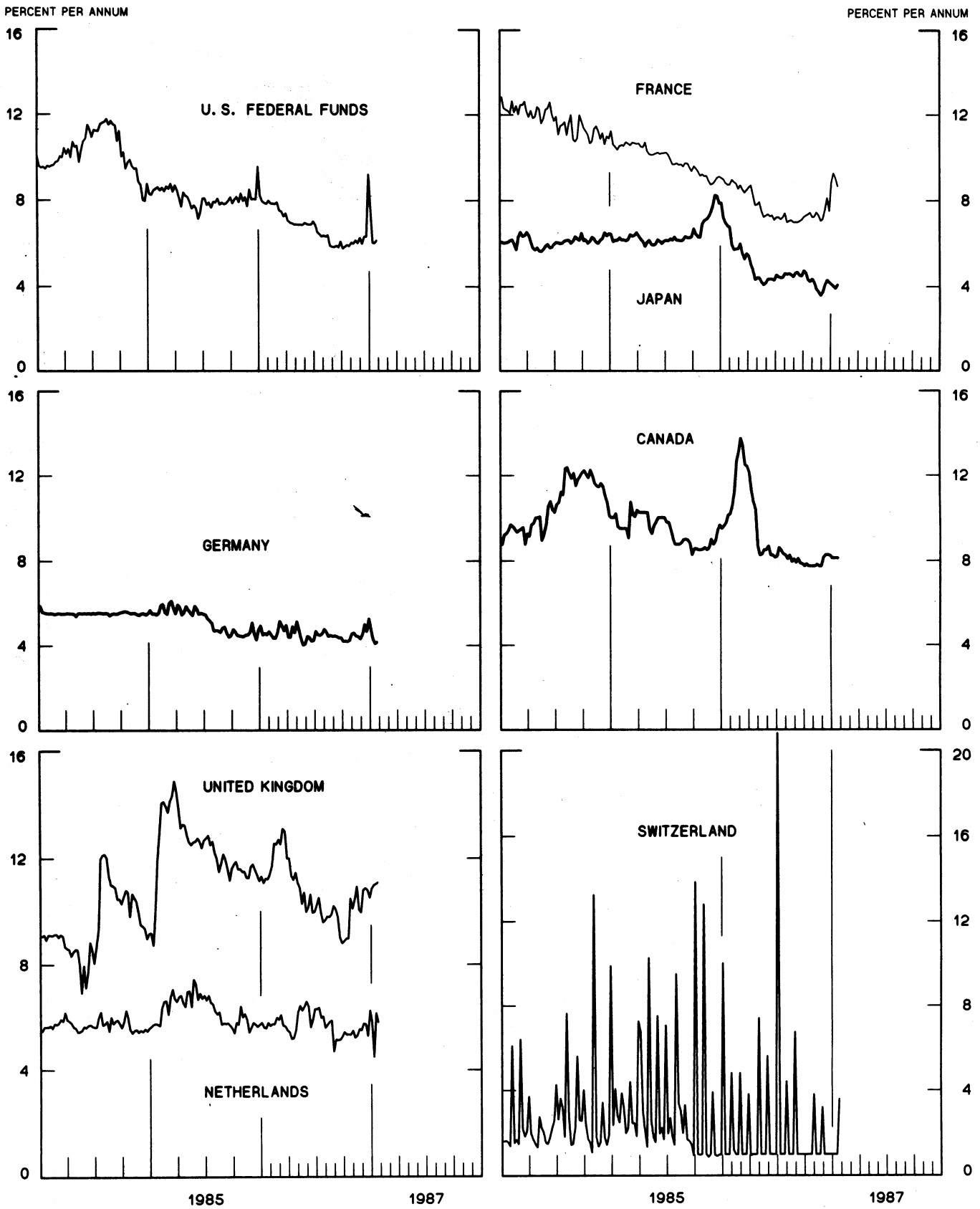
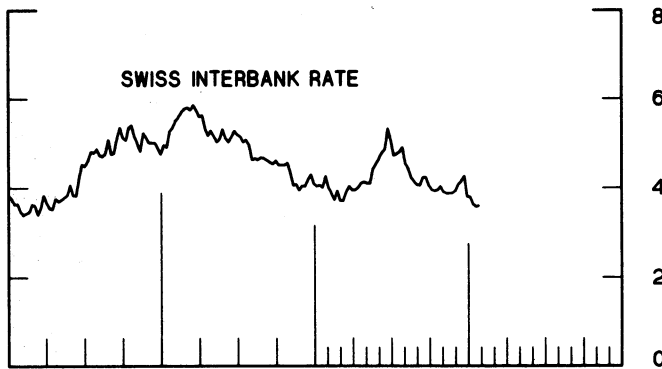
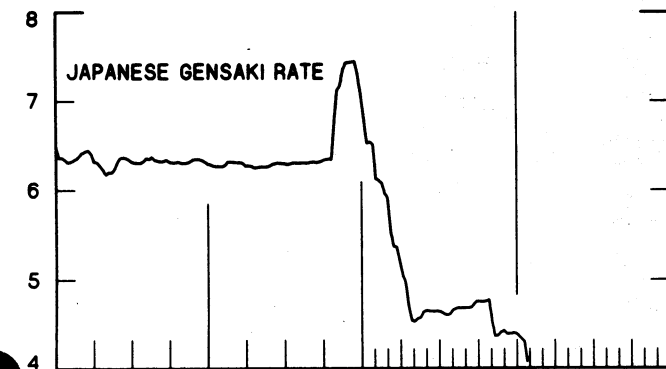
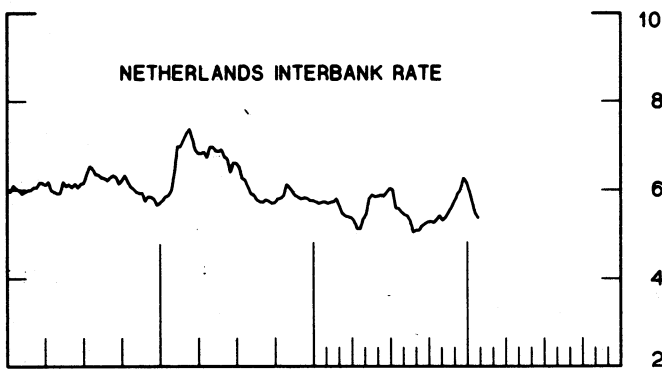
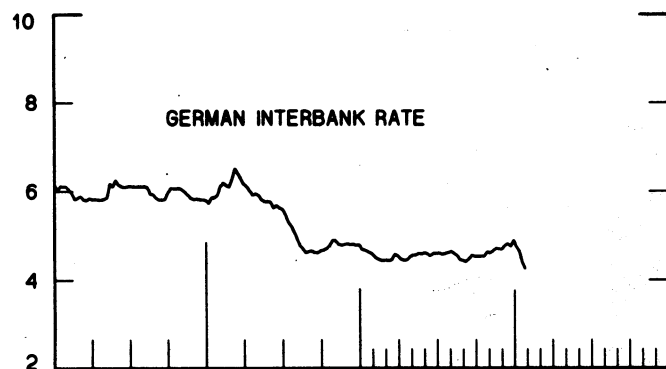
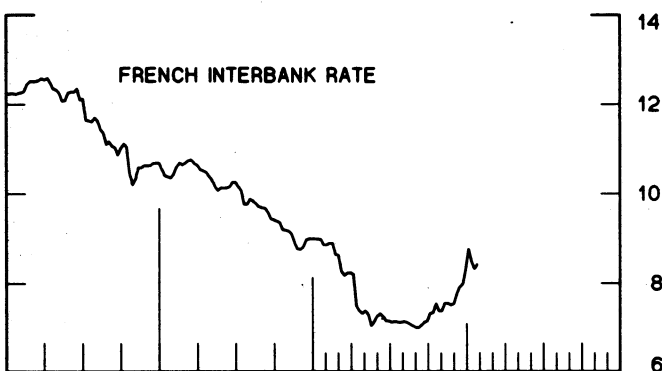

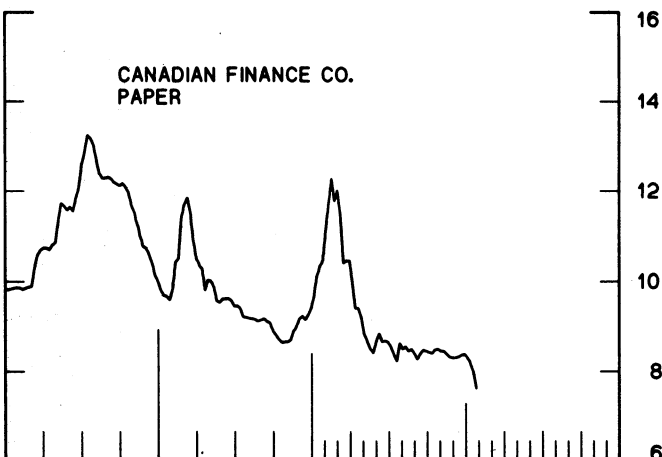
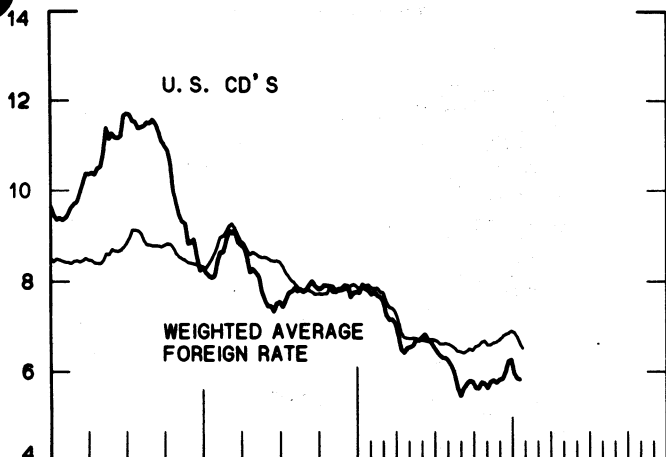


CHART 5
3-MONTH INTEREST RATES
 WEEKLY SERIES

PERCENT PER ANNUM

PERCENT PER ANNUM



1985

1987

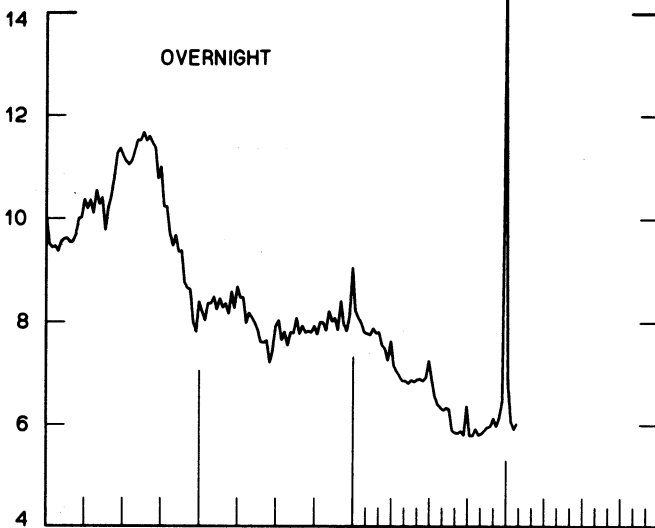
1985

1987

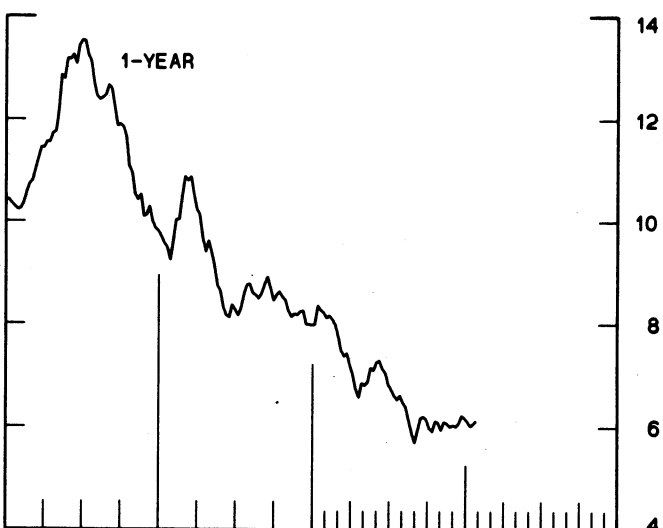
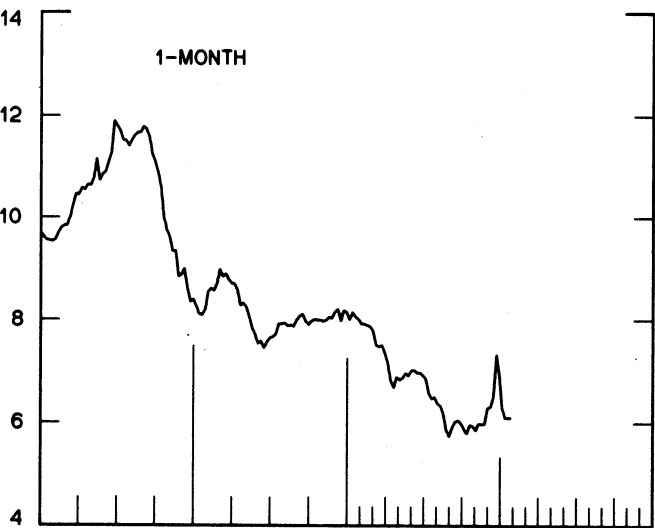
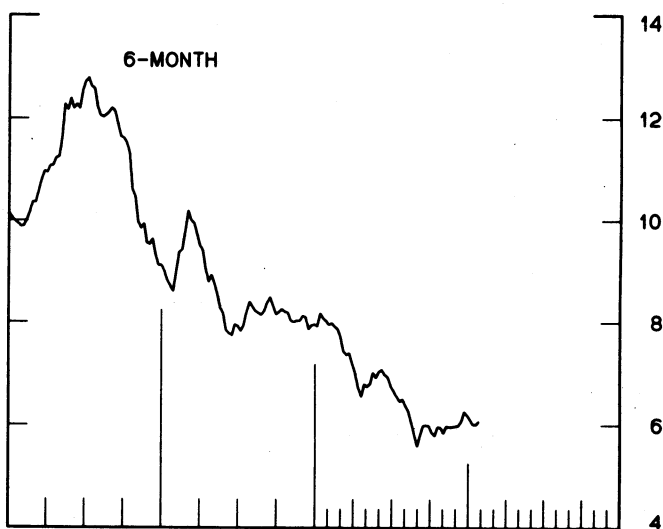
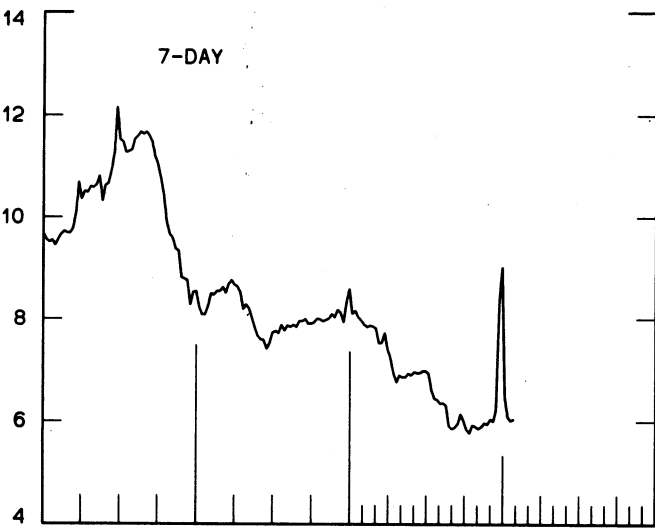
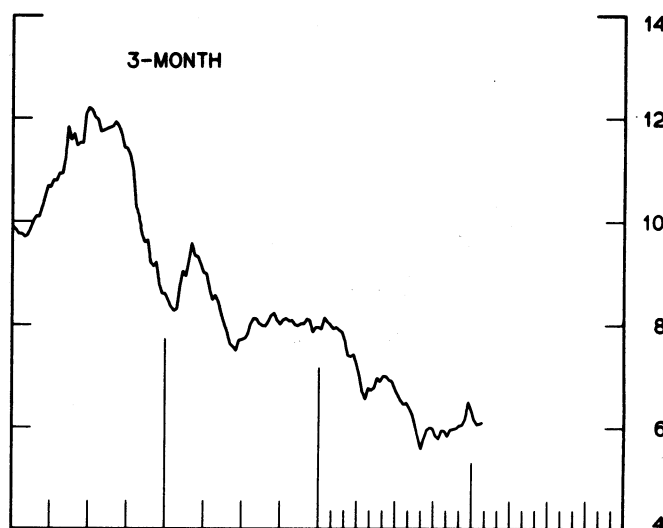
EURO-DOLLAR DEPOSIT RATES LONDON

AVERAGES FOR WEEK ENDING WEDNESDAY

PERCENT PER ANNUM



PERCENT PER ANNUM



1985

1987

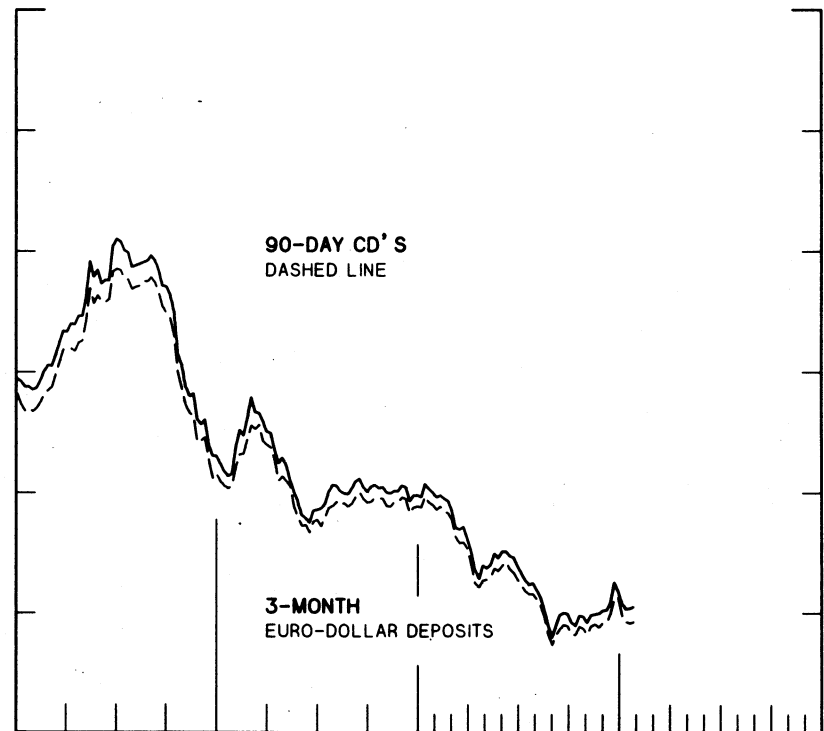
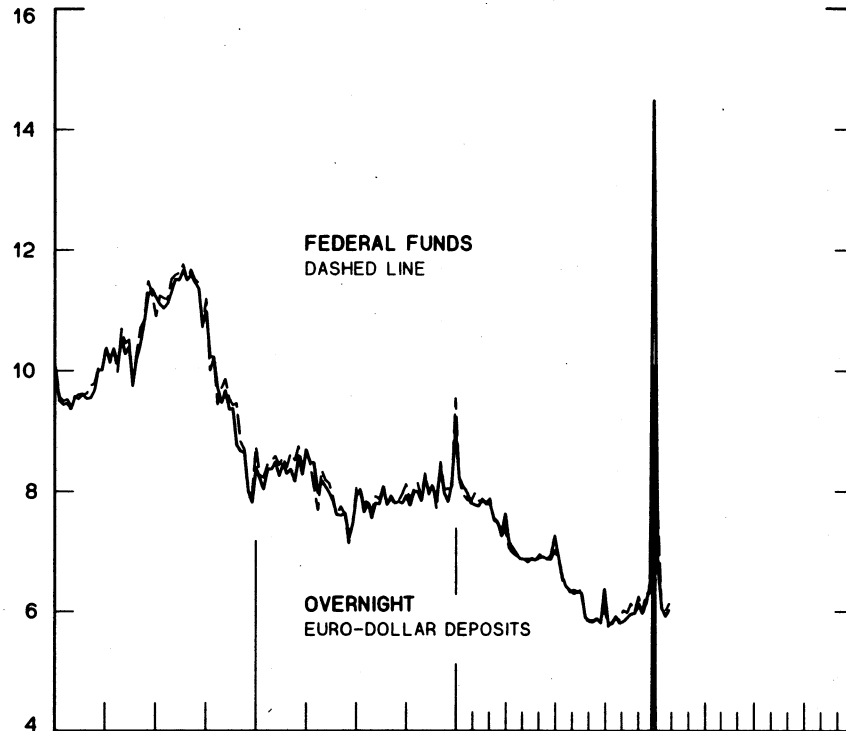
1985

1987

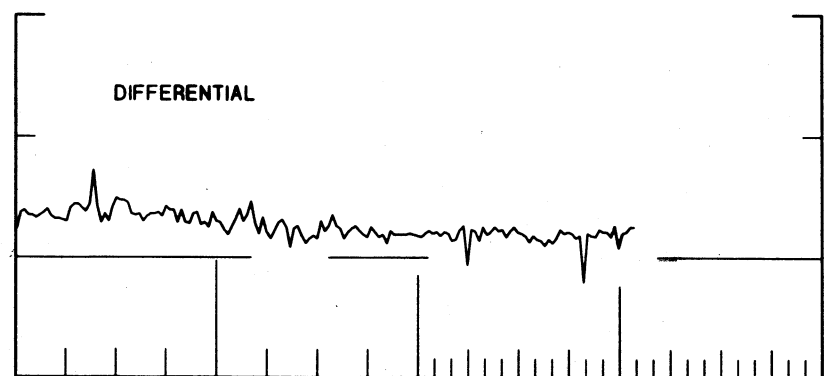
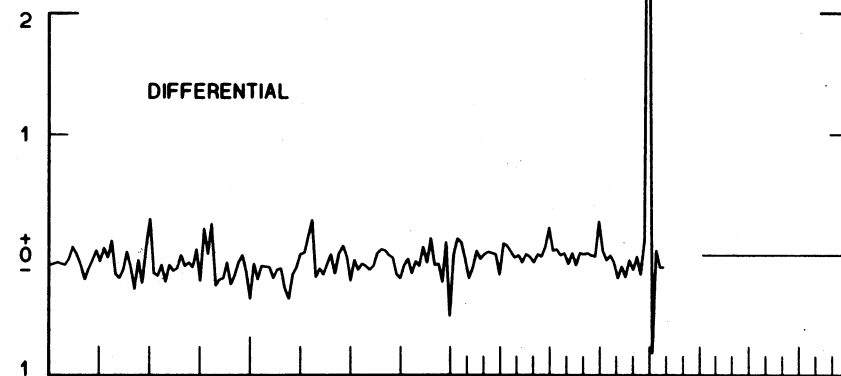
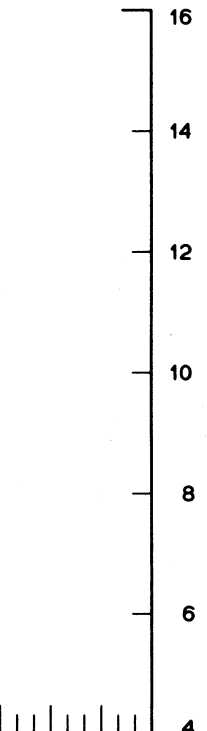
SELECTED EURO-DOLLAR AND U. S. MONEY MARKET RATES

DIFFERENTIAL: PLUS(+), FAVORS BORROWING IN U. S.
AVERAGES FOR WEEK ENDING WEDNESDAY

PERCENT PER ANNUM



PERCENT PER ANNUM



1985

1987

1985

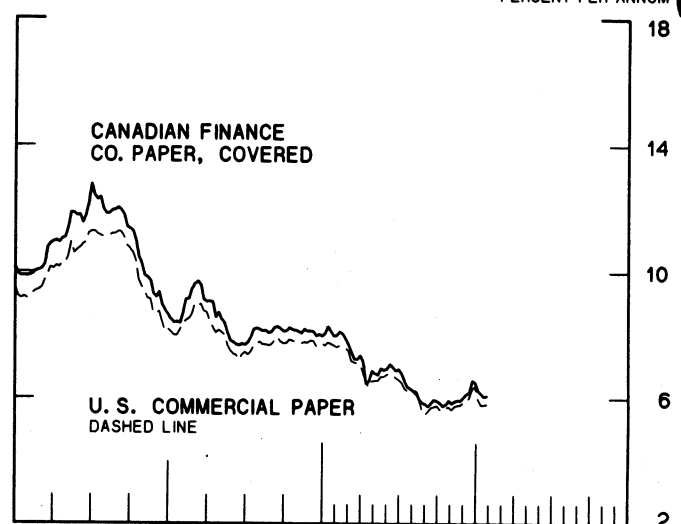
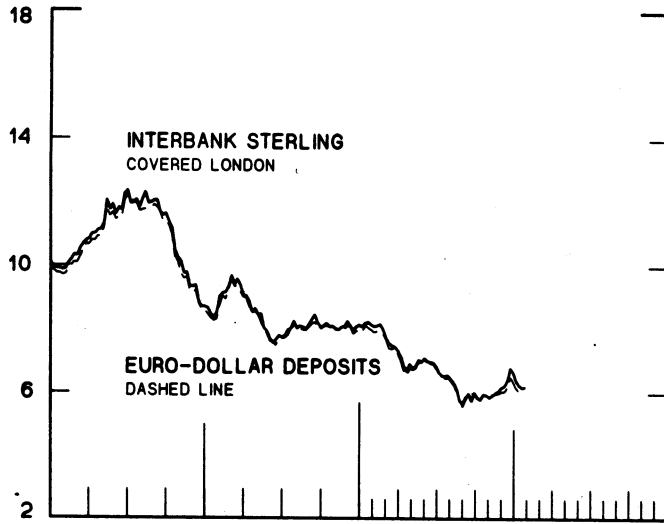
1987

1 PERCENT ON DIFFERENTIAL SCALE = 2 PERCENT ON RATE SCALE

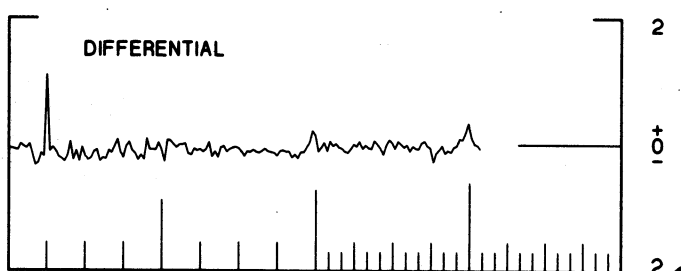
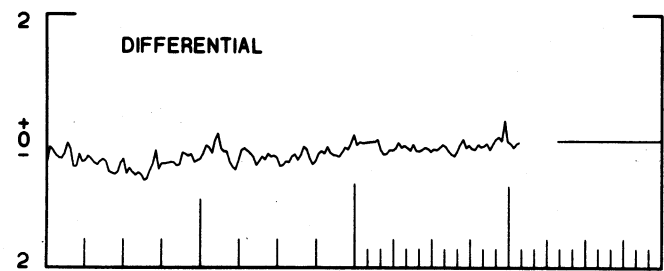
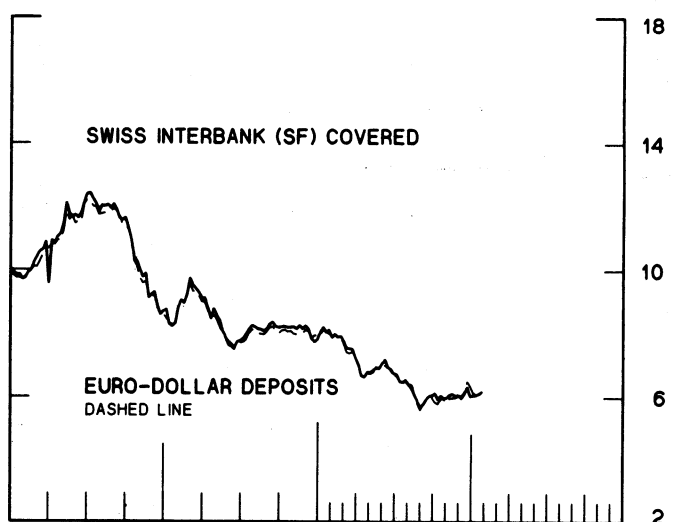
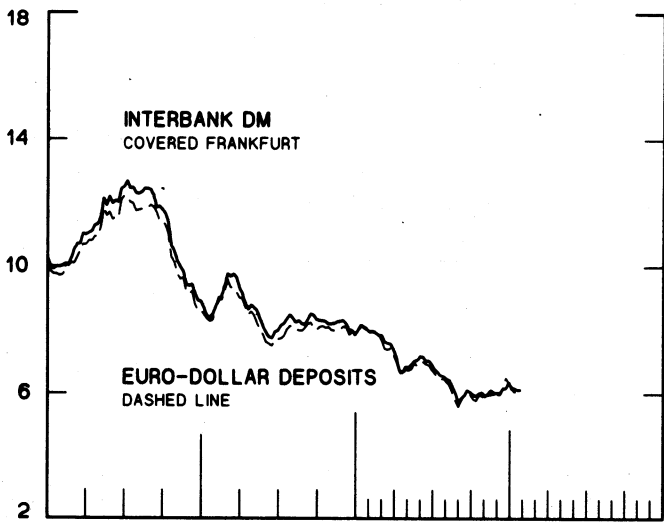
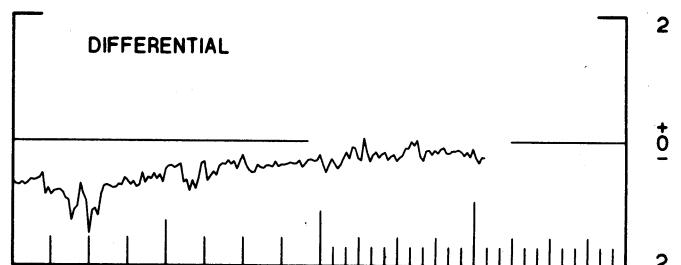
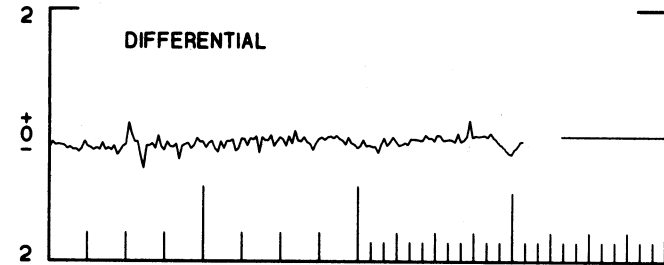
INTEREST ARBITRAGE: 3-MONTH FUNDS

DIFFERENTIAL: PLUS(+), INDICATES FAVOR DOLLAR ASSETS
AVERAGES FOR WEEK ENDING WEDNESDAY

PERCENT PER ANNUM



PERCENT PER ANNUM



1985

1987

1985

1987

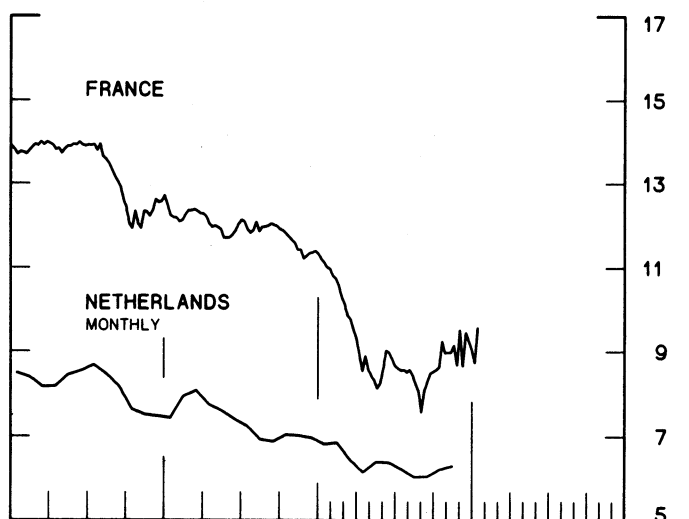
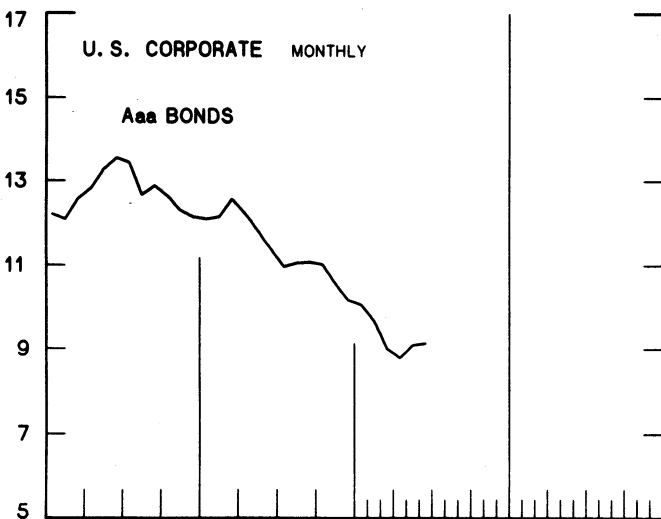
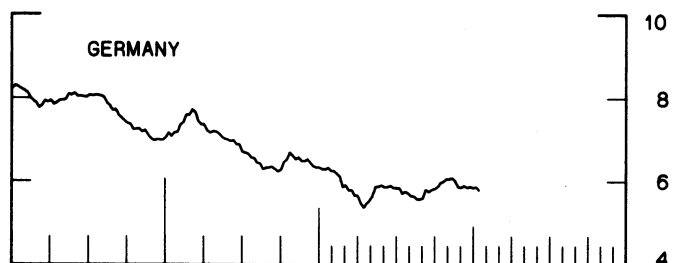
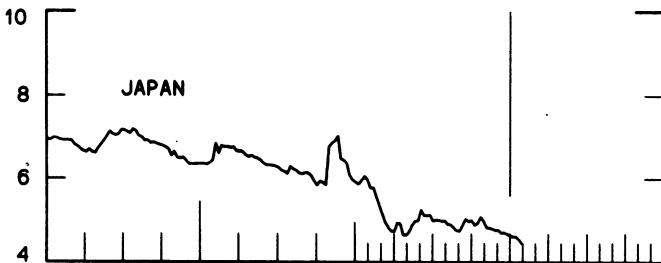
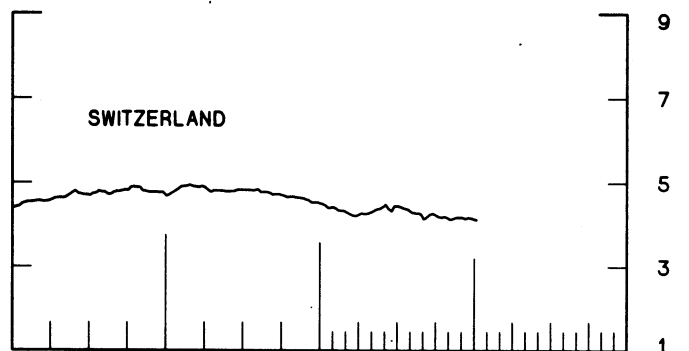
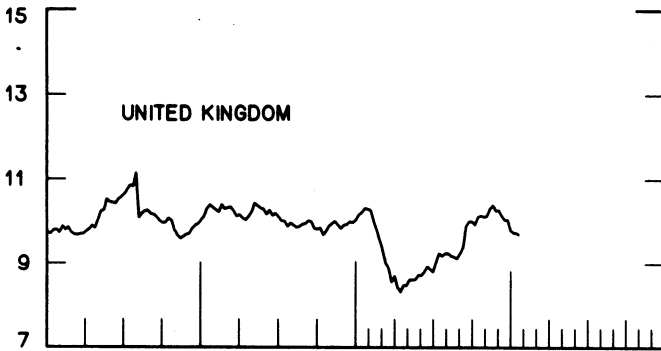
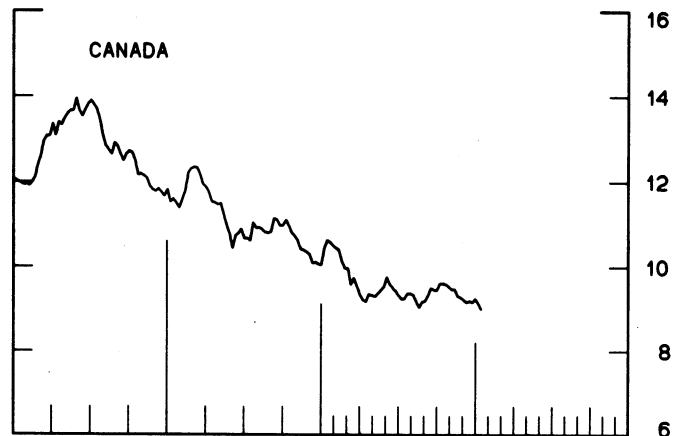
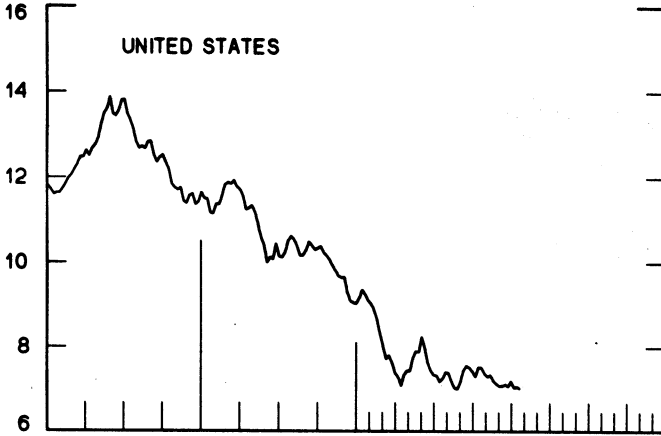
1 PERCENT ON DIFFERENTIAL SCALE = 2 PERCENT ON RATE SCALE

LONG-TERM GOVERNMENT BOND YIELDS

WEEKLY SERIES

PERCENT PER ANNUM

PERCENT PER ANNUM



1985

1987

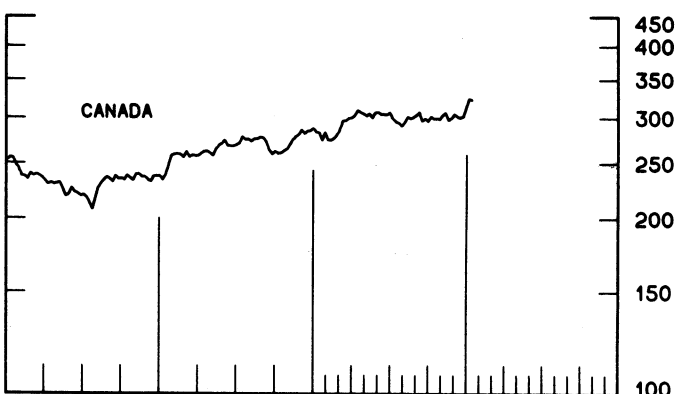
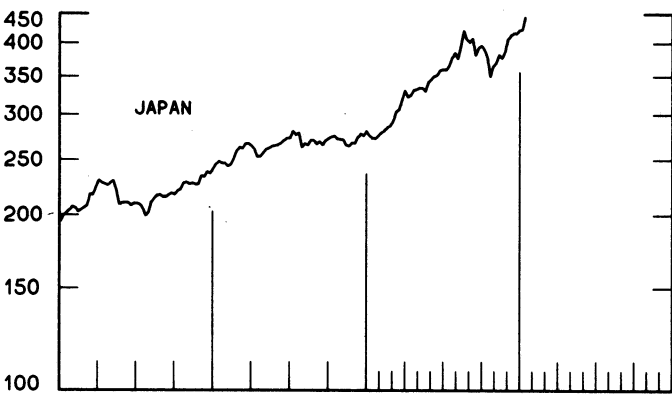
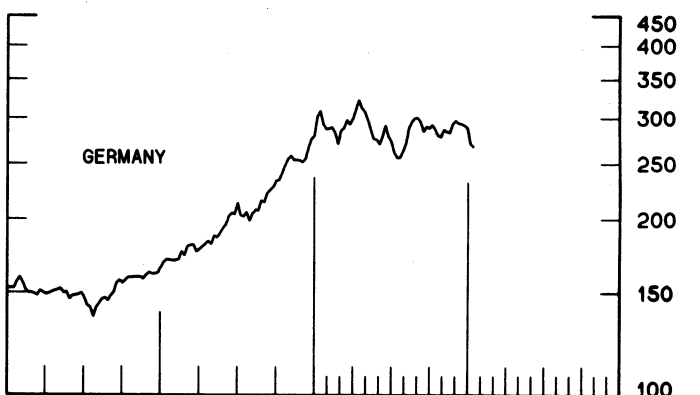
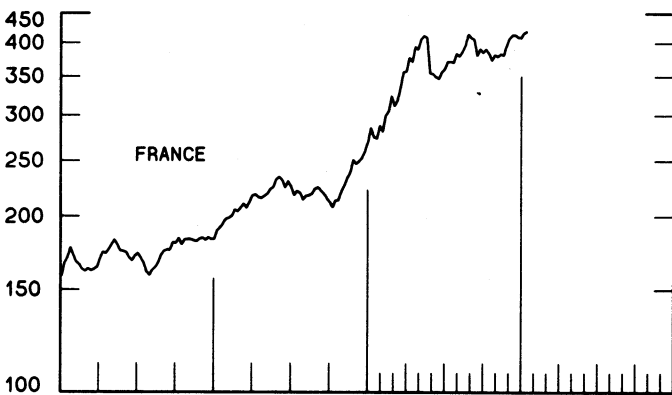
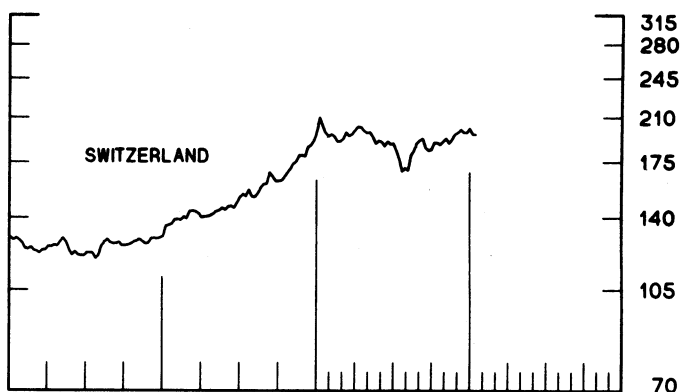
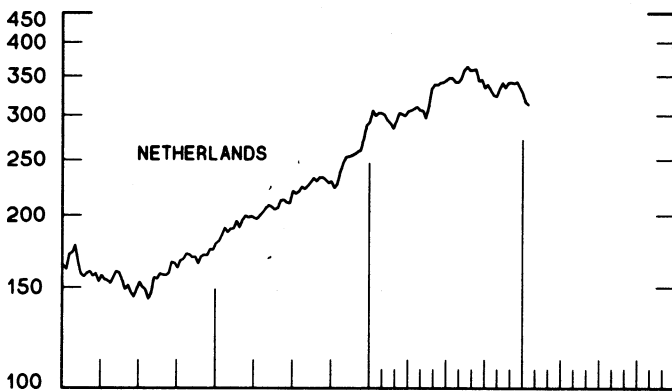
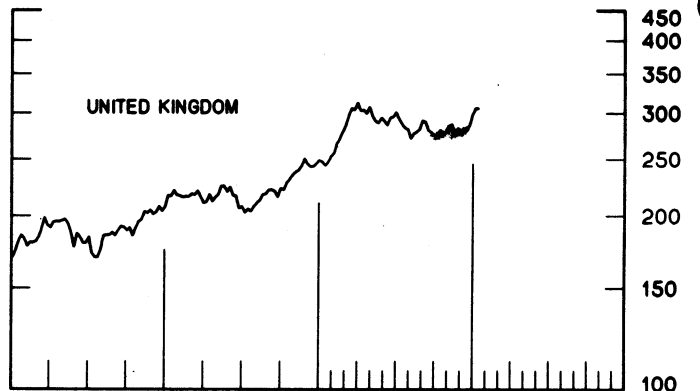
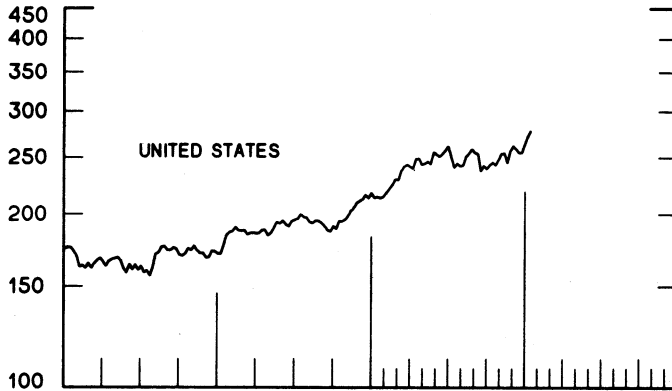
1985

1987

CHART 10
INDUSTRIAL STOCK INDICES
WEEKLY SERIES

RATIO SCALE
1969=100

RATIO SCALE
1969=100



1985

1987

1985

1987

SERIES NAME

LAST VALUE PLOTTED
DATE VALUE

CHART 1. SPOT EXCHANGE RATES AND INDICES

WEEKLY AVERAGES, NOON BUYING RATES (U.S. CENTS)

GERMAN MARK	JAN. 28	55.20
JAPANESE YEN	JAN. 28	0.65701
DUTCH GUILDER	JAN. 28	48.95
U.K. POUND	JAN. 28	153.02
CANADIAN DOLLAR	JAN. 28	74.07
FRENCH FRANC	JAN. 28	16.53
SWISS FRANC	JAN. 28	65.70
BELGIAN FRANC	JAN. 28	2.66172
ITALIAN LIRA	JAN. 28	0.07763
SWEDISH KRONA	JAN. 28	15.38

INDICES, MARCH 1973 BASE RATES = 100

GERMAN MARK	JAN. 28	155.29
JAPANESE YEN	JAN. 28	172.03
DUTCH GUILDER	JAN. 28	140.53
U.K. POUND	JAN. 28	61.89
CANADIAN DOLLAR	JAN. 28	73.83
FRENCH FRANC	JAN. 28	74.51
SWISS FRANC	JAN. 28	211.37
BELGIAN FRANC	JAN. 28	104.89
ITALIAN LIRA	JAN. 28	44.10

WEIGHTED AVERAGE EXCHANGE VALUE INDICES, MAR 1973 = 100
(G-10 COUNTRIES PLUS SWITZERLAND)

U.S. DOLLAR	JAN. 28	99.04
GERMAN MARK	JAN. 28	167.76
JAPANESE YEN	JAN. 28	182.02
DUTCH GUILDER	JAN. 28	142.72
U.K. POUND	JAN. 28	58.39
CANADIAN DOLLAR	JAN. 28	71.52
FRENCH FRANC	JAN. 28	71.42
SWISS FRANC	JAN. 28	214.29
BELGIAN FRANC	JAN. 28	104.31
ITALIAN LIRA	JAN. 28	41.09
SWEDISH KRONA	JAN. 28	66.70

CHART 2. 3-MONTH FORWARD EXCHANGE RATES, PREMIUM OR DISCOUNT

CANADIAN DOLLAR	JAN. 28	-1.51
U.K. POUND	JAN. 28	-4.63
GERMAN MARK	JAN. 28	1.85
FRENCH FRANC	JAN. 28	-2.80
SWISS FRANC	JAN. 28	2.55
DUTCH GUILDER	JAN. 28	0.69
JAPANESE YEN	JAN. 28	2.05
ITALIAN LIRA	JAN. 28	-4.27

SERIES NAME	LAST VALUE PLOTTED	
	DATE	VALUE
CHART 3. GOLD PRICE IN LONDON, AFTERNOON FIXING		
U. S. DOLLARS PER FINE OUNCE	JAN. 28	408.34
CHART 4. CALL MONEY RATES		
U. S. FEDERAL FUNDS	JAN. 28	6.13
OVERNIGHT EURO-DOLLAR DEPOSITS	JAN. 28	6.02
U. K.	JAN. 28	11.10
CANADA	JAN. 28	8.13
GERMANY	JAN. 28	4.17
JAPAN	JAN. 28	4.10
FRANCE	JAN. 28	8.66
NETHERLANDS	JAN. 28	5.80
SWITZERLAND	JAN. 28	3.60
CHART 5. 3-MONTH INTEREST RATES		
U. S. 90-DAY CD'S, SECONDARY MARKET	JAN. 28	5.85
GERMAN INTERBANK LOAN	JAN. 28	4.25
JAPANESE GENSACKI RATE	JAN. 28	4.07
CANADIAN FINANCE PAPER	JAN. 28	7.62
INTERBANK STERLING	JAN. 28	10.94
SWISS INTERBANK LOAN	JAN. 28	3.60
FRENCH INTERBANK RATE	JAN. 28	8.42
NETHERLANDS INTERBANK RATE	JAN. 28	5.36
WEIGHTED AVERAGE FOREIGN INTEREST RATE (G-10 COUNTRIES PLUS SWITZERLAND)	JAN. 28	6.52
CHART 6. EURO-DOLLAR DEPOSIT RATES: LONDON		
OVERNIGHT	JAN. 28	6.02
7-DAY	JAN. 28	6.04
1-MONTH	JAN. 28	6.09
3-MONTH	JAN. 28	6.10
6-MONTH	JAN. 28	6.06
1-YEAR	JAN. 28	6.11
CHART 7. SELECTED EURO-DOLLAR AND U.S. MONEY MARKET RATES		
OVERNIGHT EURO-DOLLAR DEPOSITS	JAN. 28	6.02
U. S. FEDERAL FUNDS	JAN. 28	6.13
DIFFERENTIAL	JAN. 28	-0.10
3-MONTH EURO-DOLLAR DEPOSIT RATE	JAN. 28	6.10
U. S. 90-DAY CD'S, SECONDARY MARKET	JAN. 28	5.85
DIFFERENTIAL	JAN. 28	0.25

LAST VALUE PLOTTED
DATE VALUE

SERIES NAME

CHART 8. INTEREST ARBITRAGE, 3-MONTH FUNDS

EURO-DOLLAR DEPOSIT	JAN. 28	6.10
INTERBANK STERLING (LONDON), COVERED	JAN. 28	6.18
DIFFERENTIAL	JAN. 28	-0.08
U.S. COMMERCIAL PAPER	JAN. 28	5.82
CANADIAN FINANCE PAPER, COVERED	JAN. 28	6.08
DIFFERENTIAL	JAN. 28	-0.26
EURO-DOLLAR DEPOSIT	JAN. 28	6.10
INTERBANK DM (FRANKFURT), COVERED	JAN. 28	6.12
DIFFERENTIAL	JAN. 28	-0.02
EURO-DOLLAR DEPOSIT	JAN. 28	6.10
SWISS INTERBANK, COVERED	JAN. 28	6.17
DIFFERENTIAL	JAN. 28	-0.07

CHART 9. LONG TERM GOVERNMENT BOND YIELDS

UNITED STATES	JAN. 23	7.03
GERMANY	JAN. 23	5.73
JAPAN (MONTHLY)	JAN. 23	4.45
SWITZERLAND	JAN. 9	4.12
CANADA	JAN. 16	8.98
FRANCE	JAN. 16	9.56
NETHERLANDS (MONTHLY)	NOV.	6.30
UNITED KINGDOM	JAN. 23	9.69

U.S. CORPORATE

AAA BONDS	JUNE	9.13
-----------	------	------

CHART 10. STOCK INDICES

UNITED STATES	JAN. 21	277.37
UNITED KINGDOM	JAN. 21	305.09
CANADA	JAN. 21	322.26
GERMANY	JAN. 21	266.97
SWITZERLAND	JAN. 21	195.37
NETHERLANDS	JAN. 21	312.75
FRANCE	JAN. 21	418.19
JAPAN	JAN. 21	443.78

FEDERAL RESERVE statistical release



H.10(512)

JANUARY 30, 1987

FOREIGN EXCHANGE RATES

FOR THE WEEK ENDING JANUARY 30, 1987

The Board of Governors of the Federal Reserve System is advised that the Federal Reserve Bank of New York has certified for customs purposes the following noon buying rates in New York City for cable transfers payable in foreign currencies:

COUNTRY	MONETARY UNIT	(CURRENCY UNITS PER DOLLAR)				
		JAN. 26	JAN. 27	JAN. 28	JAN. 29	JAN. 30
*AUSTRALIA	DOLLAR	66.25	66.17	66.03	66.14	66.18
AUSTRIA	SCHILLING	12.837	12.705	12.570	12.590	12.890
BELGIUM	FRANC	37.850	37.460	37.050	37.050	37.900
BRAZIL	CRUZADO	16.16	16.26	16.26	16.44	16.54
CANADA	DOLLAR	1.3521	1.3436	1.3382	1.3420	1.3390
CHINA, P. R.	YUAN	3.7314	3.7314	3.7314	3.7314	3.7314
DENMARK	KRONE	6.9150	6.8620	6.7650	6.7850	6.9450
FINLAND	MARKKA	4.5700	4.5370	4.5050	4.5100	4.5800
FRANCE	FRANC	6.0840	6.0350	5.9650	5.9660	6.1075
GERMANY	D. MARK	1.8235	1.8055	1.7885	1.7870	1.8330
GREECE	DRACHMA	133.400	132.600	130.100	131.250	134.300
HONG KONG	DOLLAR	7.7710	7.7715	7.7625	7.7630	7.7650
INDIA	RUPEE	13.0200	13.0400	12.9500	12.9700	13.0400
*IRELAND	POUND	145.55	147.03	148.05	148.18	145.20
ITALY	LIRA	1296.00	1284.00	1272.50	1274.50	1303.50
JAPAN	YEN	152.65	151.65	151.75	152.10	153.65
MALAYSIA	RINGGIT	2.5505	2.5460	2.5325	2.5300	2.5425
NETHERLANDS	GUILDER	2.0565	2.0360	2.0175	2.0160	2.0665
*NEW ZEALAND	DOLLAR	54.400	53.900	53.950	54.200	54.100
NORWAY	KRONE	7.0620	7.0220	6.9300	6.9470	7.0500
PORTUGAL	ESCUDO	141.900	140.600	139.250	139.800	142.000
SINGAPORE	DOLLAR	2.1410	2.1380	2.1260	2.1325	2.1475
*SOUTH AFRICA	RAND	48.30	48.40	49.10	48.80	47.75
SOUTH KOREA	WON	861.80	861.70	861.70	861.10	860.60
SPAIN	PESETA	128.930	127.850	127.350	127.750	129.950
SRI LANKA	RUPEE	28.602	28.610	28.605	28.605	28.607
SWEDEN	KRONA	6.5320	6.4950	6.4400	6.4570	6.5425
SWITZERLAND	FRANC	1.5325	1.5155	1.5030	1.5030	1.5460
TAINAN	DOLLAR	35.130	35.120	35.120	NA	NA
THAILAND	BAHT	25.930	25.920	25.860	25.860	25.860
*UNITED KINGDOM	POUND	152.70	153.57	153.60	153.68	151.40
MEMO:						
*UNITED STATES	DOLLAR	99.53	98.71	98.05	98.10	99.93

INDEX OF WEIGHTED AVERAGE EXCHANGE VALUE OF U.S. DOLLAR AGAINST CURRENCIES OF OTHER G-10 COUNTRIES. MARCH 1973 = 100. WEIGHTS ARE 1972-76 GLOBAL TRADE OF EACH OF THE 10 COUNTRIES. SERIES REVISED AS OF AUGUST 1978. FOR DESCRIPTION AND BACK DATA, SEE "INDEX OF THE WEIGHTED-AVERAGE EXCHANGE VALUE OF THE U.S. DOLLAR: REVISION" ON PAGE 700 OF THE AUGUST 1978 FEDERAL RESERVE BULLETIN.

*VALUE IS U.S. CENTS