

(516/517)

Selected Interest & Exchange Rates

Weekly Series of Charts

November 24, 1986

**Prepared by the
FINANCIAL MARKETS
SECTION**

**DIVISION OF
INTERNATIONAL FINANCE**

**BOARD OF GOVERNORS
FEDERAL RESERVE SYSTEM
Washington, D.C. 20551**

Table of Contents

TABLES

1. LATEST FIGURES PLOTTED
2. DAILY CERTIFIED SPOT EXCHANGE RATES--
H.10 RELEASE

CHARTS

1. SPOT EXCHANGE RATE INDICES
2. 3-MONTH FORWARD EXCHANGE RATES
3. GOLD PRICE--LONDON
4. CALL MONEY RATES
5. 3-MONTH INTEREST RATES
6. EURO-DOLLAR DEPOSIT RATES
7. SELECTED EURO-DOLLAR AND U.S. MONEY MARKET RATES
8. INTEREST ARBITRAGE: 3-MONTH FUNDS
9. LONG-TERM GOVERNMENT BOND YIELDS
10. INDUSTRIAL STOCK INDICES

SUBSCRIPTION RATES:

Weekly \$15.00 per year or \$.40 each in the United States, its possessions, Canada, and Mexico; 10 or more of the same issue to one address, \$13.50 per year or \$.35 each. Elsewhere, \$20.00 per year or \$.50 each. Address requests to Publications Services, Division of Administrative Services, and make payment remittance payable to the order of the Board of Governors of the Federal Reserve System in a form collectible at par in U.S. Currency.

CHART 1

SPOT EXCHANGE INDICES

DOLLAR PRICES OF FOREIGN CURRENCIES AND WEIGHTED AVERAGE VALUES (THIN LINE)
AVERAGES FOR WEEK ENDING WEDNESDAY

RATIO SCALE
MARCH 1973=100

RATIO SCALE
MARCH 1973=100

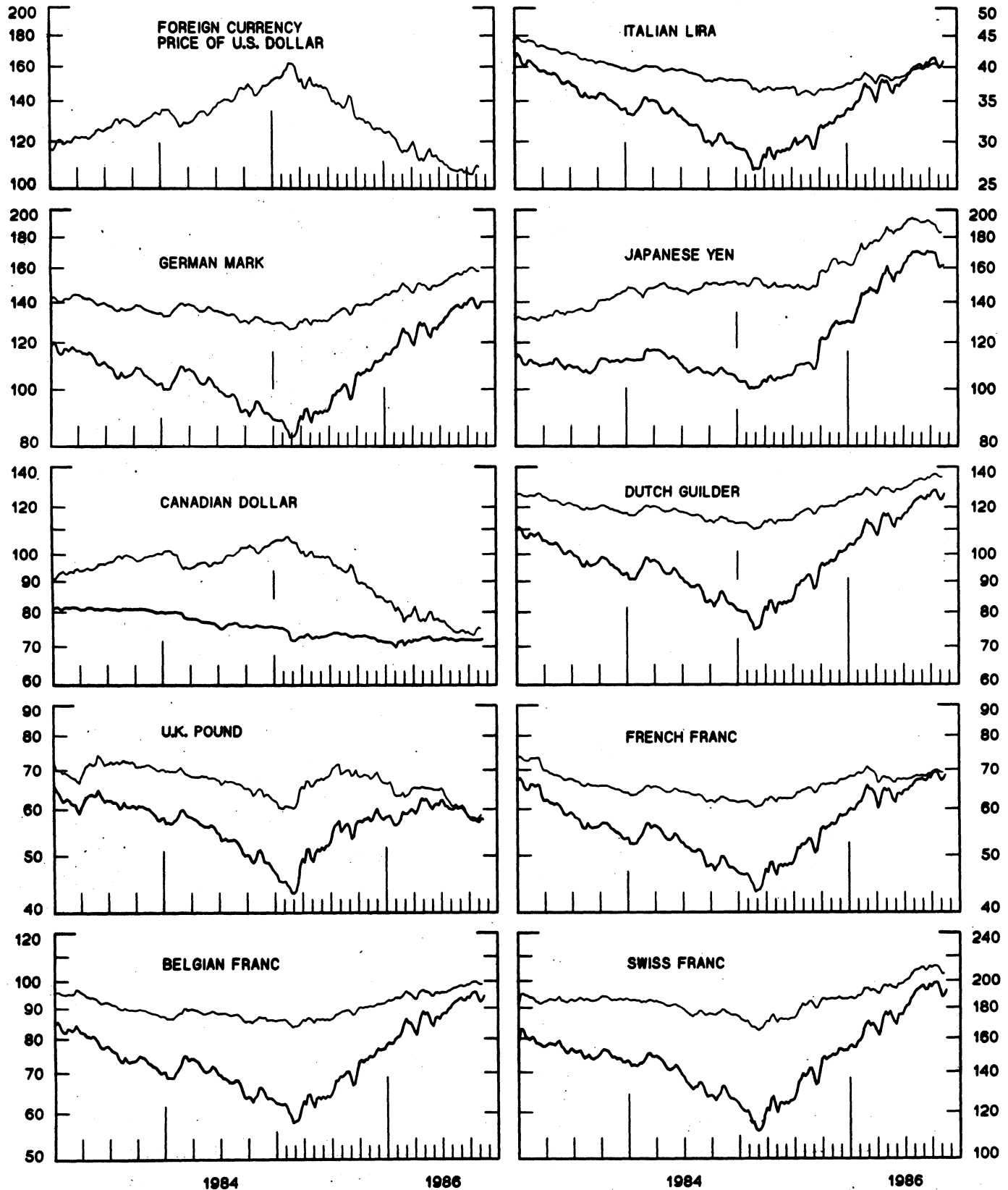


CHART 2
3-MONTH FORWARD EXCHANGE RATES
 PREMIUM (+) OR (-)
 AVERAGES FOR WEEK ENDING WEDNESDAY

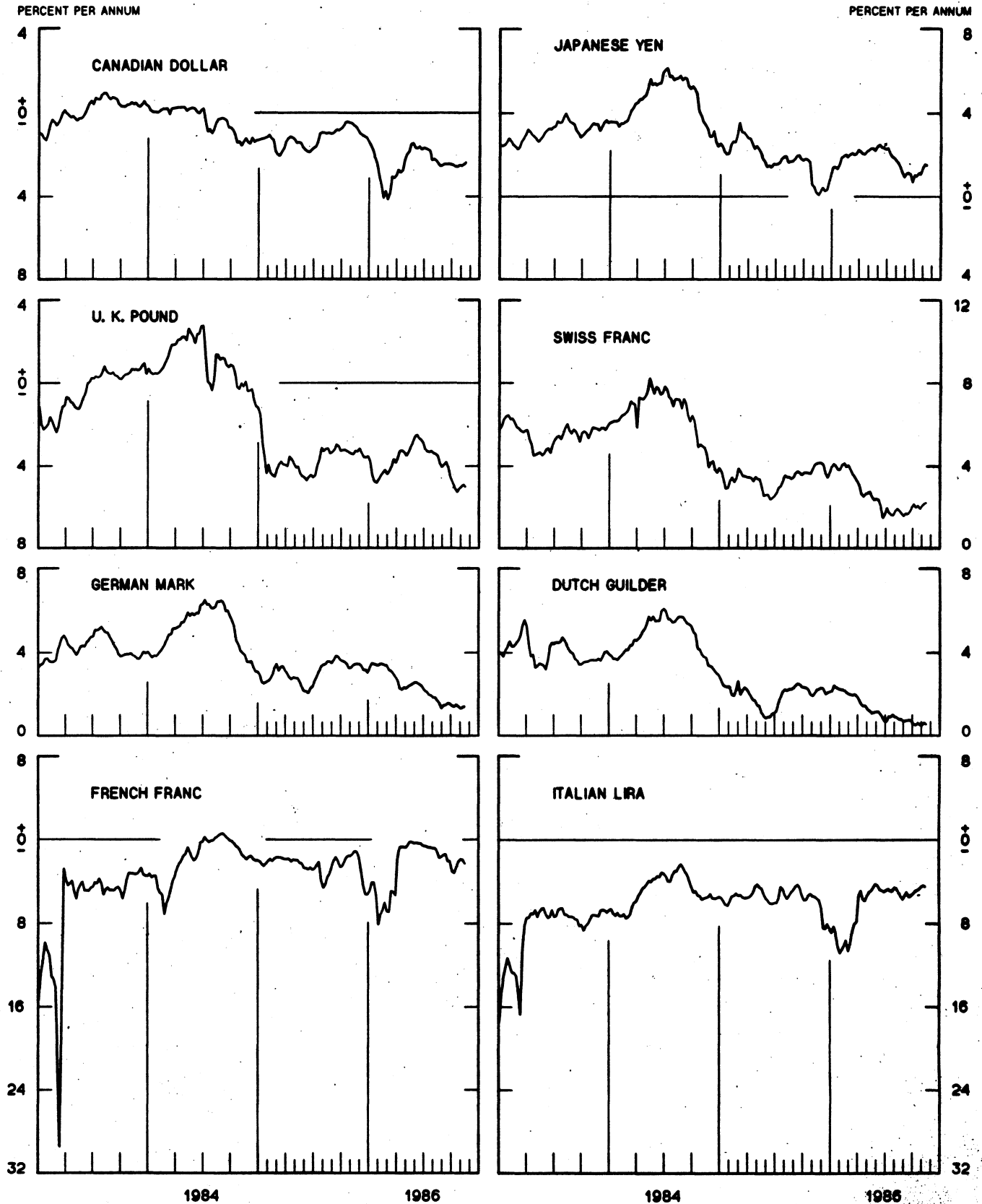


CHART 3
PRICE OF GOLD IN LONDON
AVERAGES FOR WEEK ENDING WEDNESDAY

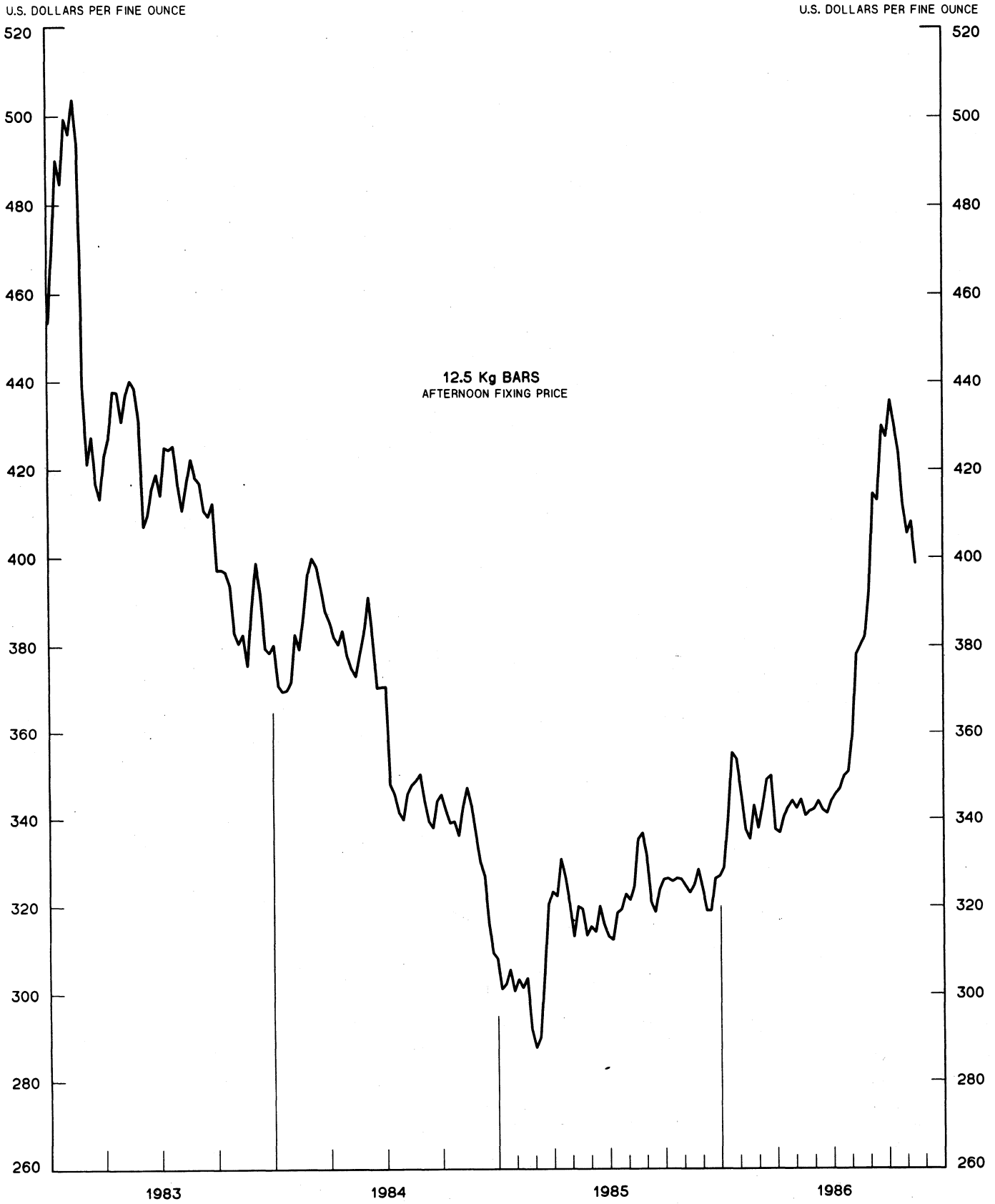


CHART 4
CALL MONEY RATES
WEEKLY SERIES

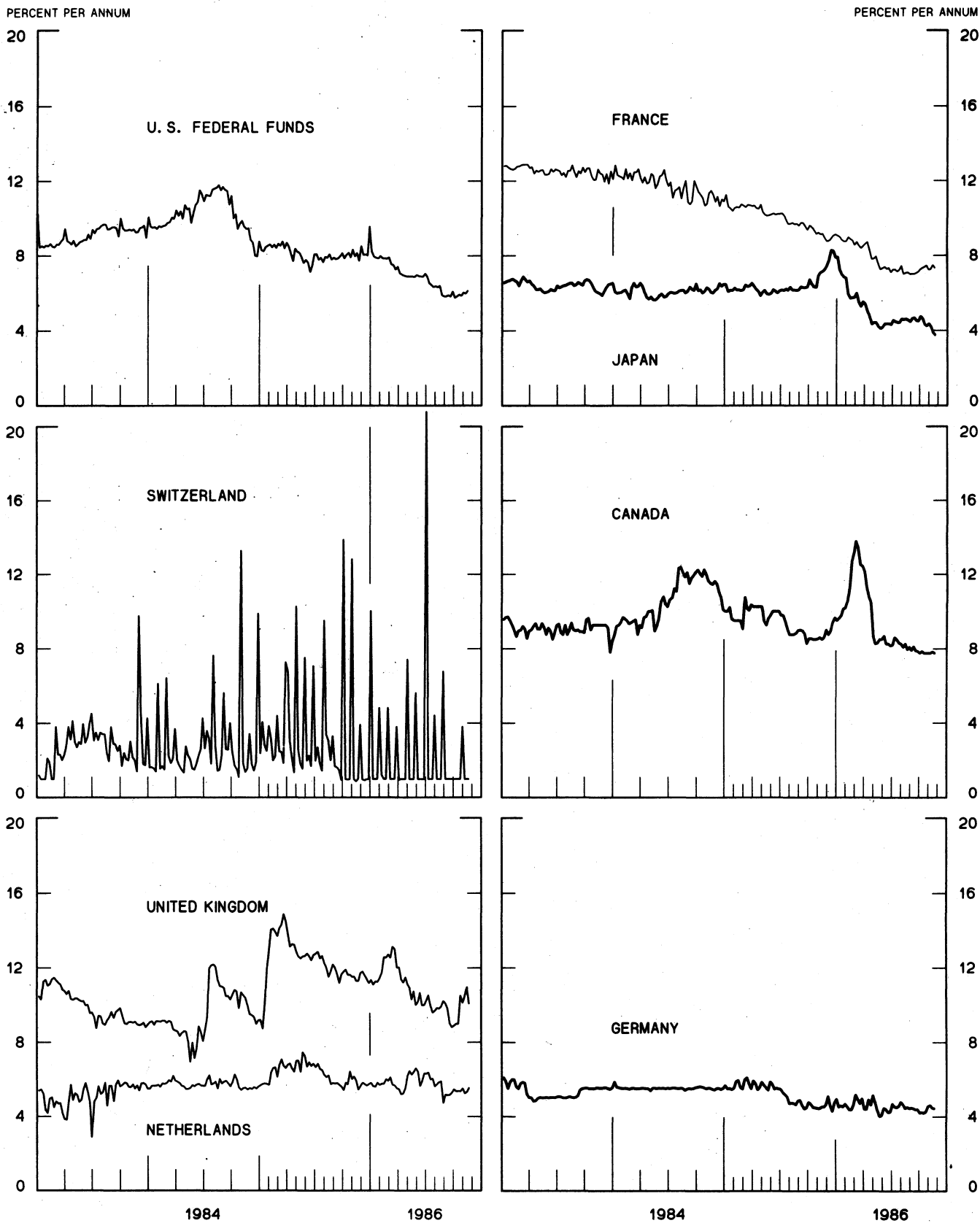


CHART 5
3-MONTH INTEREST RATES
 WEEKLY SERIES

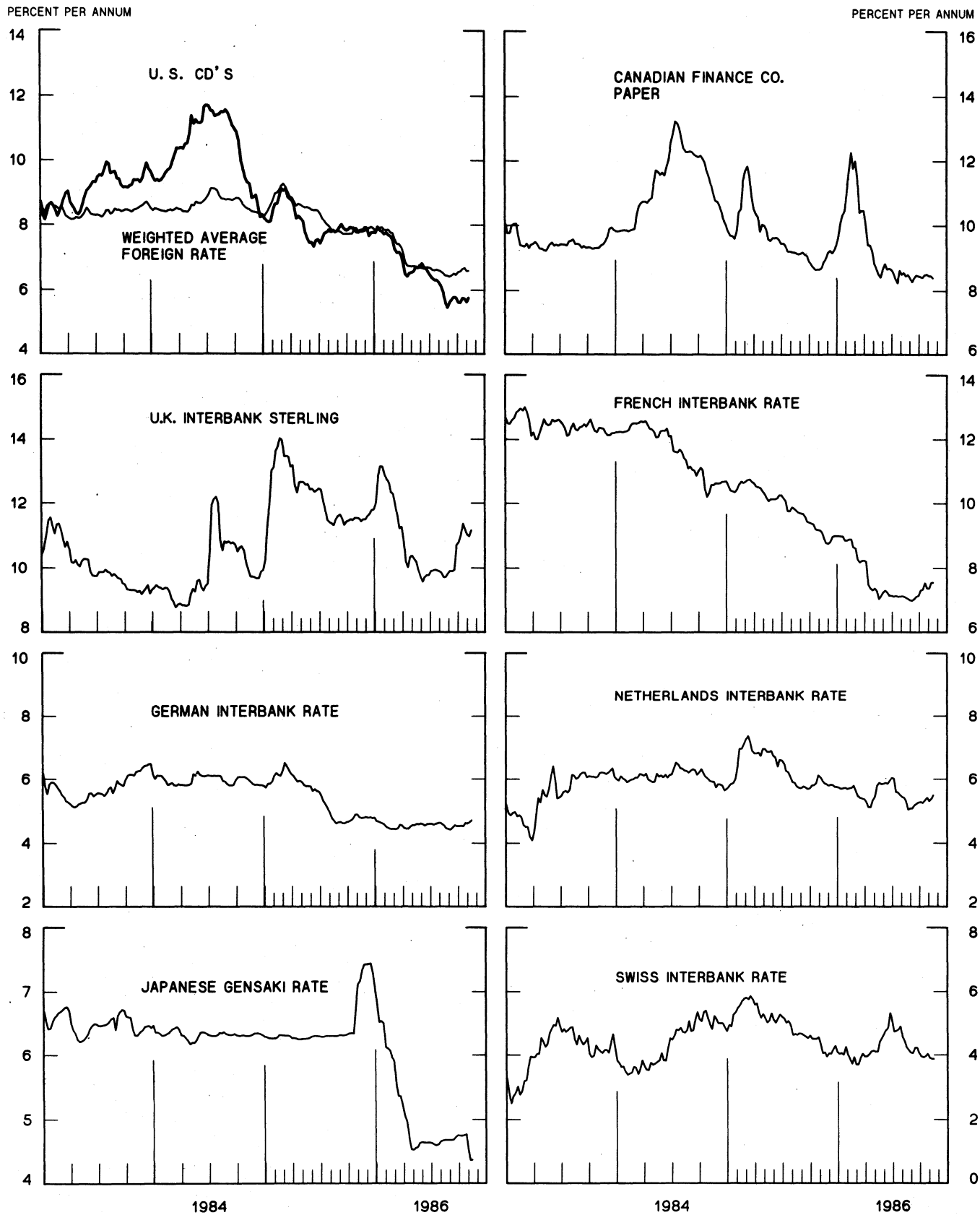


CHART 6
EURO-DOLLAR DEPOSIT RATES LONDON
 AVERAGES FOR WEEK ENDING WEDNESDAY

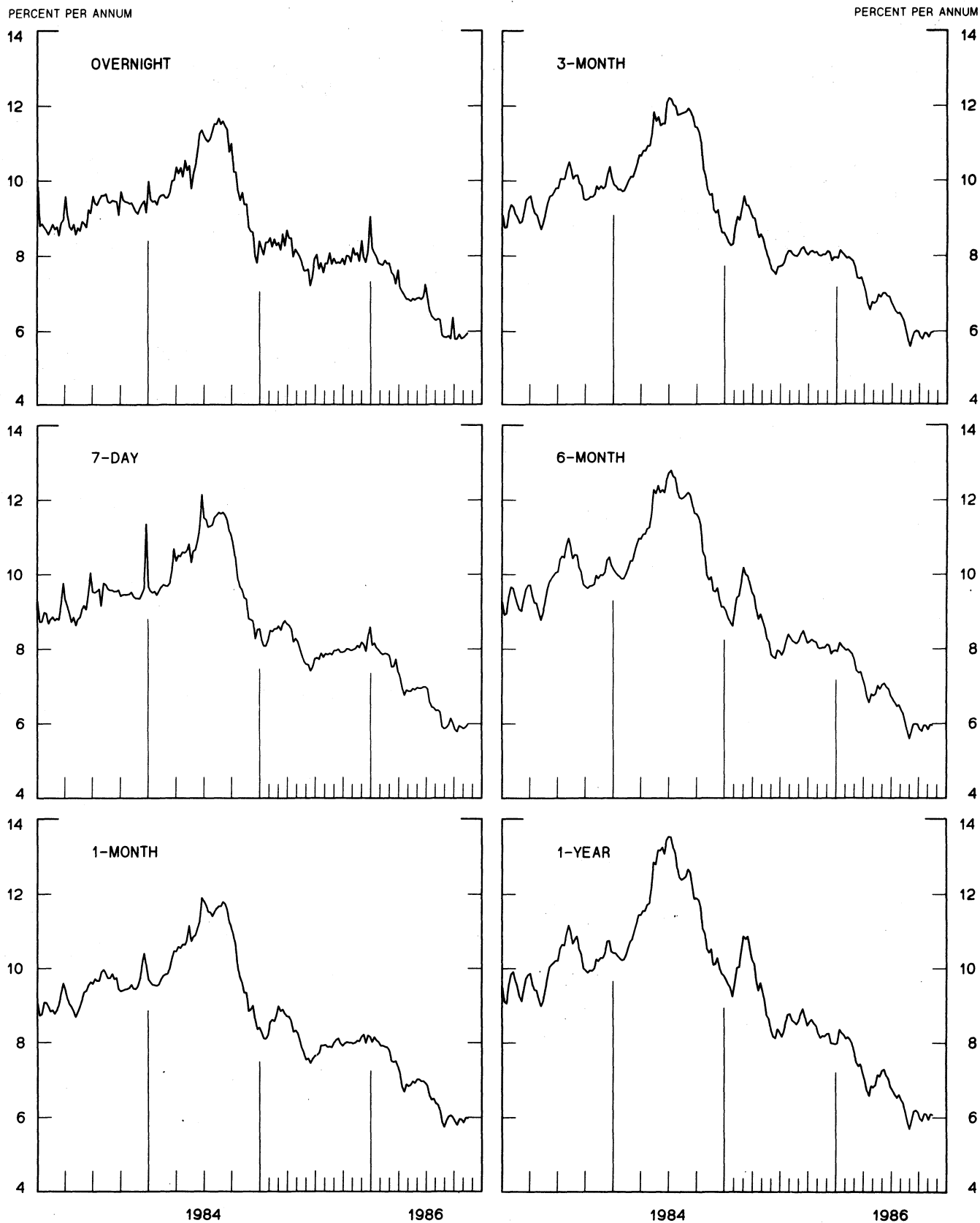
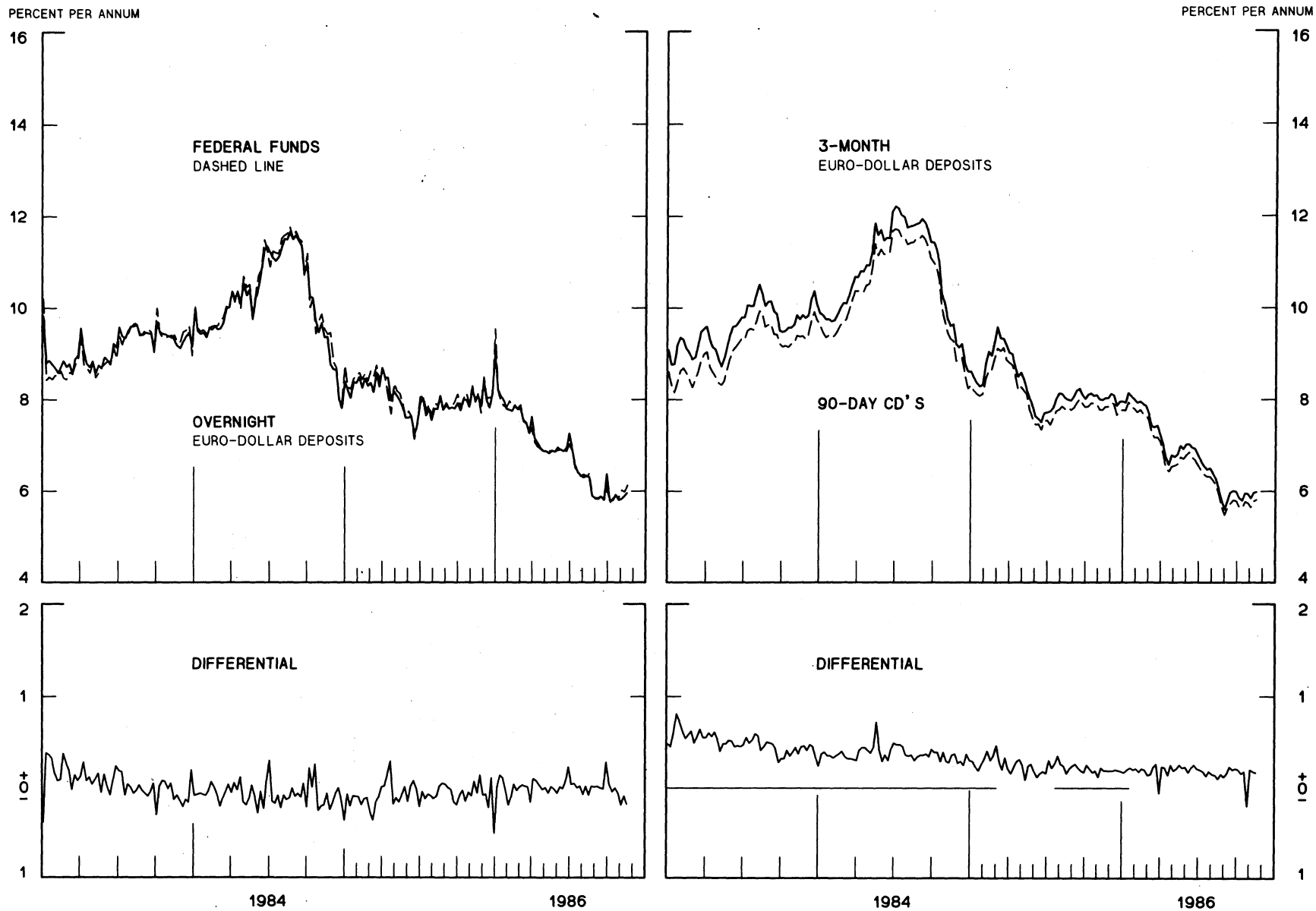


CHART 7
SELECTED EURO-DOLLAR AND U. S. MONEY MARKET RATES

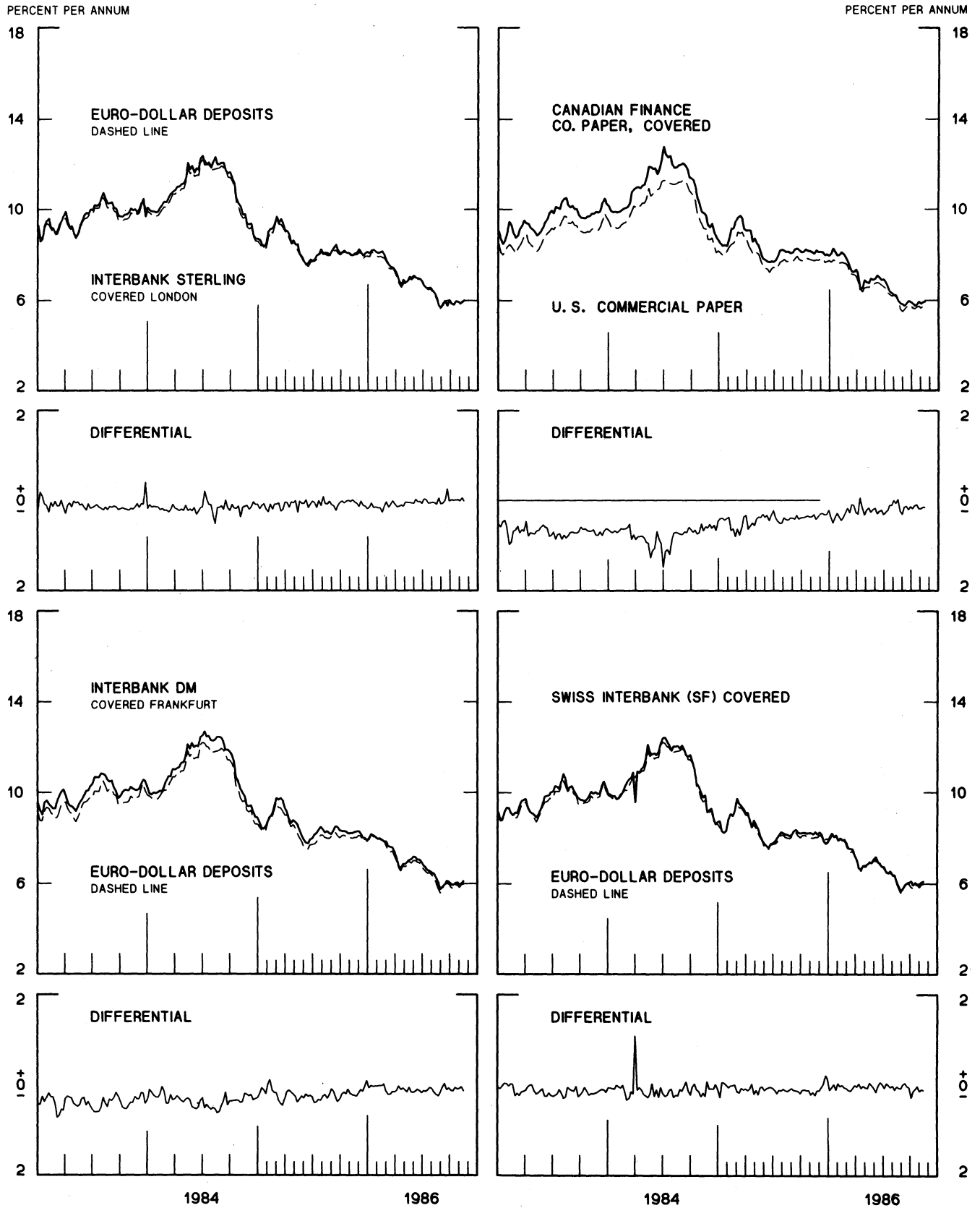
DIFFERENTIAL: PLUS(+), FAVORS BORROWING IN U. S.
 AVERAGES FOR WEEK ENDING WEDNESDAY



1 PERCENT ON DIFFERENTIAL SCALE = 2 PERCENT ON RATE SCALE

INTEREST ARBITRAGE: 3-MONTH FUNDS

DIFFERENTIAL: PLUS(+), INDICATES FAVOR DOLLAR ASSETS
AVERAGES FOR WEEK ENDING WEDNESDAY



1 PERCENT ON DIFFERENTIAL SCALE = 2 PERCENT ON RATE SCALE

CHART 9
LONG-TERM GOVERNMENT BOND YIELDS
 WEEKLY SERIES

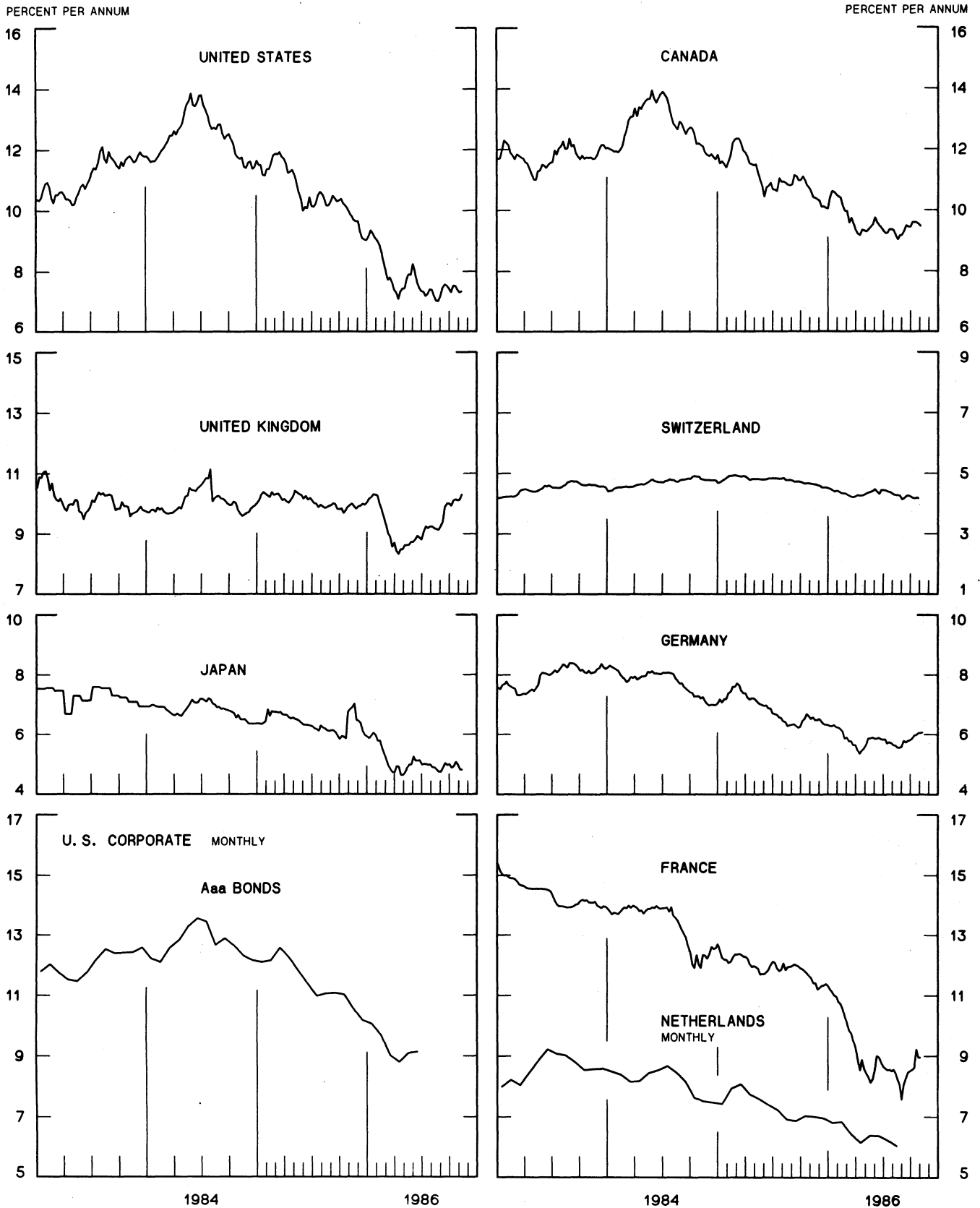
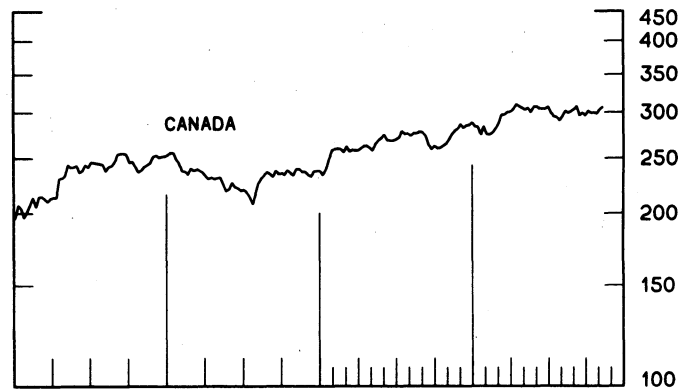
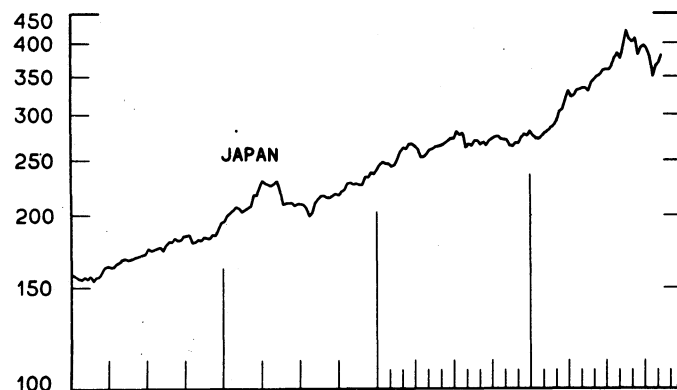
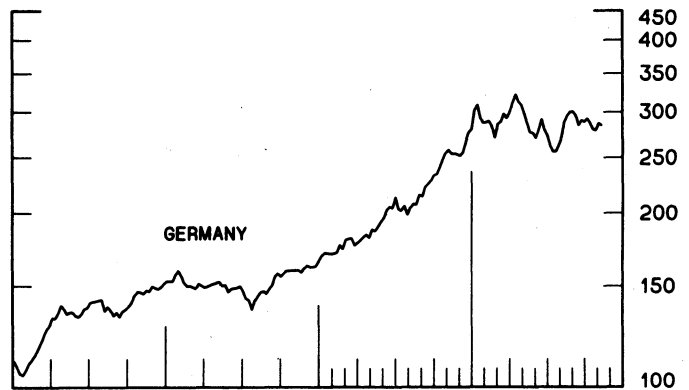
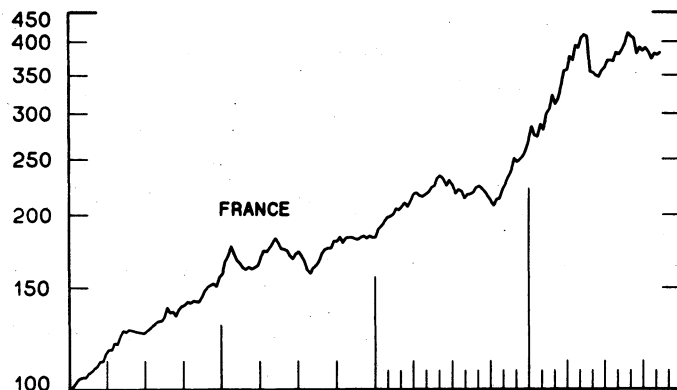
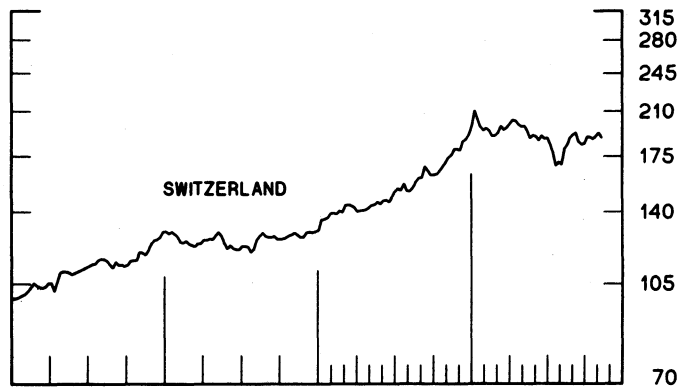
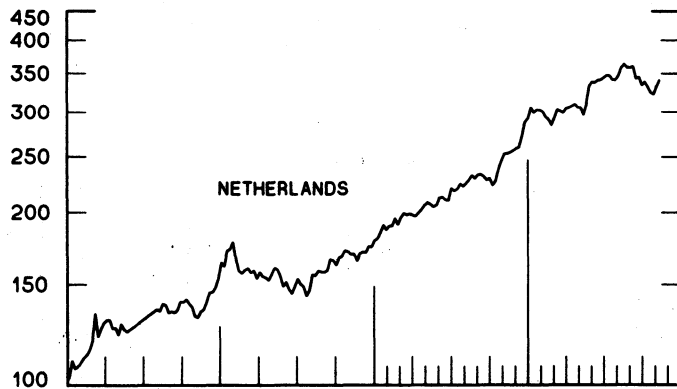
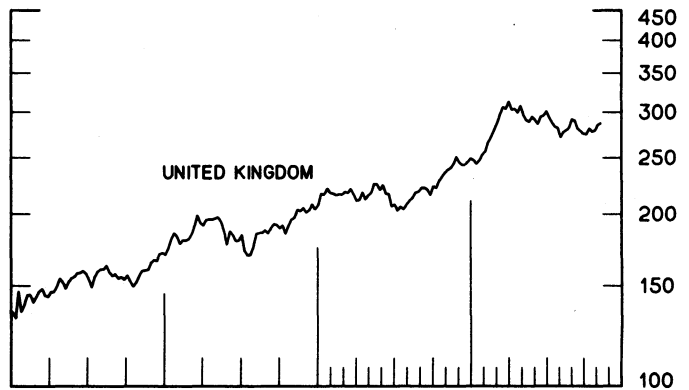
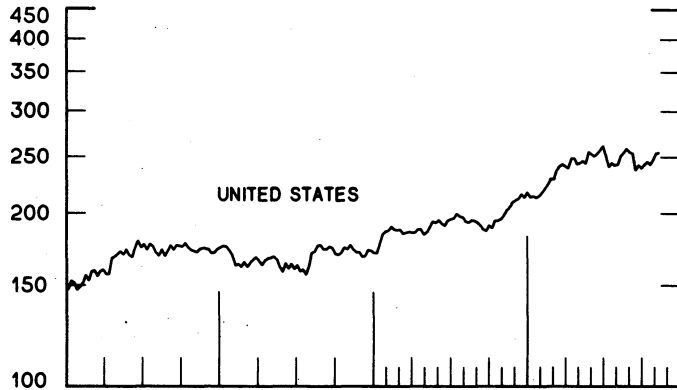


CHART 10
INDUSTRIAL STOCK INDICES
 WEEKLY SERIES

RATIO SCALE
 1969=100

RATIO SCALE
 1969=100



1984

1986

1984

1986

SERIES NAME

**LAST VALUE PLOTTED
DATE VALUE**

CHART 1. SPOT EXCHANGE RATES AND INDICES

WEEKLY AVERAGES, NOON BUYING RATES (U.S. CENTS)

GERMAN MARK	NOV. 19	49.76
JAPANESE YEN	NOV. 19	0.61702
DUTCH GUILDER	NOV. 19	44.05
U.K. POUND	NOV. 19	142.47
CANADIAN DOLLAR	NOV. 19	72.25
FRENCH FRANC	NOV. 19	15.20
SWISS FRANC	NOV. 19	59.87
BELGIAN FRANC	NOV. 19	2.39258
ITALIAN LIRA	NOV. 19	0.07185
SWEDISH KRONA	NOV. 19	14.41

INDICES, MARCH 1973 BASE RATES = 100

GERMAN MARK	NOV. 19	139.98
JAPANESE YEN	NOV. 19	161.55
DUTCH GUILDER	NOV. 19	126.45
U.K. POUND	NOV. 19	57.62
CANADIAN DOLLAR	NOV. 19	72.01
FRENCH FRANC	NOV. 19	68.47
SWISS FRANC	NOV. 19	192.61
BELGIAN FRANC	NOV. 19	94.28
ITALIAN LIRA	NOV. 19	40.82

**WEIGHTED AVERAGE EXCHANGE VALUE INDICES, MAR 1973 = 100
(G-10 COUNTRIES PLUS SWITZERLAND)**

U.S. DOLLAR	NOV. 19	107.34
GERMAN MARK	NOV. 19	159.84
JAPANESE YEN	NOV. 19	182.14
DUTCH GUILDER	NOV. 19	136.43
U.K. POUND	NOV. 19	57.88
CANADIAN DOLLAR	NOV. 19	74.54
FRENCH FRANC	NOV. 19	69.77
SWISS FRANC	NOV. 19	207.87
BELGIAN FRANC	NOV. 19	99.67
ITALIAN LIRA	NOV. 19	40.47
SWEDISH KRONA	NOV. 19	66.56

CHART 2. 3-MONTH FORWARD EXCHANGE RATES, PREMIUM OR DISCOUNT

CANADIAN DOLLAR	NOV. 19	-2.39
U.K. POUND	NOV. 19	-5.03
GERMAN MARK	NOV. 19	1.38
FRENCH FRANC	NOV. 19	-2.28
SWISS FRANC	NOV. 19	2.20
DUTCH GUILDER	NOV. 19	0.55
JAPANESE YEN	NOV. 19	1.48
ITALIAN LIRA	NOV. 19	-4.50

LAST VALUE PLOTTED
DATE VALUE

SERIES NAME

CHART 3. GOLD PRICE IN LONDON, AFTERNOON FIXING

U.S. DOLLARS PER FINE OUNCE NOV. 19 398.53

CHART 4. CALL MONEY RATES

U.S. FEDERAL FUNDS	NOV. 19	6.13
OVERNIGHT EURO-DOLLAR DEPOSITS	NOV. 19	5.95
U.K.	NOV. 19	10.07
CANADA	NOV. 19	7.75
GERMANY	NOV. 19	4.42
JAPAN	NOV. 19	3.75
FRANCE	NOV. 19	7.33
NETHERLANDS	NOV. 19	5.54
SWITZERLAND	NOV. 19	1.00

CHART 5. 3-MONTH INTEREST RATES

U.S. 90-DAY CD'S, SECONDARY MARKET	NOV. 19	5.81
GERMAN INTERBANK LOAN	NOV. 19	4.71
JAPANESE GENSAKI RATE	NOV. 19	4.37
CANADIAN FINANCE PAPER	NOV. 19	8.38
INTERBANK STERLING	NOV. 19	11.18
SWISS INTERBANK LOAN	NOV. 19	3.88
FRENCH INTERBANK RATE	NOV. 19	7.55
NETHERLANDS INTERBANK RATE	NOV. 19	5.50
WEIGHTED AVERAGE FOREIGN INTEREST RATE (G-10 COUNTRIES PLUS SWITZERLAND)	NOV. 19	6.65

CHART 6. EURO-DOLLAR DEPOSIT RATES: LONDON

OVERNIGHT	NOV. 19	5.95
7-DAY	NOV. 19	5.96
1-MONTH	NOV. 19	5.96
3-MONTH	NOV. 19	5.98
6-MONTH	NOV. 19	5.95
1-YEAR	NOV. 19	6.06

CHART 7. SELECTED EURO-DOLLAR AND U.S. MONEY MARKET RATES

OVERNIGHT EURO-DOLLAR DEPOSITS	NOV. 19	5.95
U.S. FEDERAL FUNDS	NOV. 19	6.13
DIFFERENTIAL	NOV. 19	-0.18
3-MONTH EURO-DOLLAR DEPOSIT RATE	NOV. 19	5.98
U.S. 90-DAY CD'S, SECONDARY MARKET	NOV. 19	5.81
DIFFERENTIAL	NOV. 19	0.17

LAST VALUE PLOTTED
DATE VALUE

SERIES NAME

CHART 8. INTEREST ARBITRAGE, 3-MONTH FUNDS

EURO-DOLLAR DEPOSIT	NOV. 19	5.98
INTERBANK STERLING (LONDON), COVERED	NOV. 19	6.00
DIFFERENTIAL	NOV. 19	-0.03
U.S. COMMERCIAL PAPER	NOV. 19	5.78
CANADIAN FINANCE PAPER, COVERED	NOV. 19	5.94
DIFFERENTIAL	NOV. 19	-0.16
EURO-DOLLAR DEPOSIT	NOV. 19	5.98
INTERBANK DM (FRANKFURT), COVERED	NOV. 19	6.11
DIFFERENTIAL	NOV. 19	-0.14
EURO-DOLLAR DEPOSIT	NOV. 19	5.98
SWISS INTERBANK, COVERED	NOV. 19	6.10
DIFFERENTIAL	NOV. 19	-0.12

CHART 9. LONG TERM GOVERNMENT BOND YIELDS

UNITED STATES	NOV. 14	7.34
GERMANY	NOV. 14	6.07
JAPAN (MONTHLY)	NOV. 14	4.82
SWITZERLAND	OCT. 31	4.17
CANADA	NOV. 7	9.46
FRANCE	NOV. 7	8.97
NETHERLANDS (MONTHLY)	AUG.	6.03
UNITED KINGDOM	NOV. 14	10.31

U.S. CORPORATE

AAA BONDS	JUNE	9.13
-----------	------	------

CHART 10. STOCK INDICES

UNITED STATES	NOV. 12	253.81
UNITED KINGDOM	NOV. 12	286.93
CANADA	NOV. 12	305.91
GERMANY	NOV. 12	283.71
SWITZERLAND	NOV. 12	188.13
NETHERLANDS	NOV. 12	340.50
FRANCE	NOV. 12	382.27
JAPAN	NOV. 12	381.39

FEDERAL RESERVE statistical release



H.10 (512)

NOVEMBER 24, 1986

FOREIGN EXCHANGE RATES

FOR THE WEEK ENDING NOVEMBER 21, 1986

The Board of Governors of the Federal Reserve System is advised that the Federal Reserve Bank of New York has certified for customs purposes the following noon buying rates in New York City for cable transfers payable in foreign currencies:

COUNTRY	MONETARY UNIT	(CURRENCY UNITS PER DOLLAR)				
		NOV. 17	NOV. 18	NOV. 19	NOV. 20	NOV. 21
*AUSTRALIA	DOLLAR	64.15	64.28	64.41	64.36	64.42
AUSTRIA	SCHILLING	14.177	14.165	14.127	14.130	14.240
BELGIUM	FRANC	41.850	41.870	41.740	41.740	42.030
BRAZIL	CRUZADO	14.09	14.09	14.09	14.09	14.09
CANADA	DOLLAR	1.3852	1.3832	1.3836	1.3852	1.3870
CHINA, P.-R.	YUAN	3.7314	3.7314	3.7314	3.7314	3.7314
DENMARK	KRONE	7.6100	7.6130	7.5925	7.5915	7.6350
FINLAND	MARKKA	4.9410	4.9400	4.9450	4.9500	4.9750
FRANCE	FRANC	6.5940	6.5910	6.5770	6.5770	6.6150
GERMANY	D. MARK	2.0135	2.0130	2.0083	2.0090	2.0215
GREECE	DRACHMA	138.600	138.750	138.650	138.700	139.400
HONG KONG	DOLLAR	7.8005	7.8030	7.7920	7.7950	7.7940
INDIA	RUPEE	13.1100	13.1500	13.1500	13.1500	13.1600
*IRELAND	POUND	135.40	135.27	135.95	135.70	134.78
ITALY	LIRA	1393.00	1394.25	1390.75	1390.50	1400.00
JAPAN	YEN	162.82	162.80	162.40	162.75	164.05
MALAYSIA	RINGGIT	2.6135	2.6060	2.6060	2.6060	2.6065
NETHERLANDS	GUILDER	2.2750	2.2750	2.2685	2.2690	2.2840
*NEW ZEALAND	DOLLAR	51.350	51.450	51.680	51.850	51.780
NORWAY	KRONE	7.5130	7.5220	7.5650	7.5820	7.6325
PORTUGAL	ESCUDO	148.800	149.000	148.800	148.900	149.950
SINGAPORE	DOLLAR	2.1940	2.1945	2.1855	2.1885	2.1920
*SOUTH AFRICA	RAND	44.75	44.67	44.75	44.55	44.60
SOUTH KOREA	WON	871.50	872.00	872.50	872.10	872.30
SPAIN	PESETA	135.400	135.500	135.200	135.270	135.850
SRI LANKA	RUPEE	28.467	28.467	28.465	28.465	28.475
SWEDEN	KRONA	6.9450	6.9490	6.9470	6.9530	6.9710
SWITZERLAND	FRANC	1.6750	1.6750	1.6710	1.6700	1.6925
TAIWAN	DOLLAR	36.420	36.410	36.400	36.390	36.380
THAILAND	BAHT	26.270	26.280	26.270	26.260	26.280
*UNITED KINGDOM	POUND	142.80	142.25	141.80	141.07	142.30
MEMO: #UNITED STATES	DOLLAR	107.51	107.55	107.39	107.51	107.98

#INDEX OF WEIGHTED AVERAGE EXCHANGE VALUE OF U.S. DOLLAR AGAINST CURRENCIES OF OTHER G-10 COUNTRIES. MARCH 1973 = 100. WEIGHTS ARE 1972-76 GLOBAL TRADE OF EACH OF THE 10 COUNTRIES. SERIES REVISED AS OF AUGUST 1978. FOR DESCRIPTION AND BACK DATA, SEE "INDEX OF THE WEIGHTED-AVERAGE EXCHANGE VALUE OF THE U.S. DOLLAR: REVISION" ON PAGE 700 OF THE AUGUST 1978 FEDERAL RESERVE BULLETIN.

*VALUE IS U.S. CENTS