

# Selected Interest & Exchange Rates

## Weekly Series of Charts

**November 17, 1986**

**Prepared by the  
FINANCIAL MARKETS  
SECTION**

**DIVISION OF  
INTERNATIONAL FINANCE**

**BOARD OF GOVERNORS  
FEDERAL RESERVE SYSTEM  
Washington, D.C. 20551**

---

# Table of Contents

## **TABLES**

1. LATEST FIGURES PLOTTED
2. DAILY CERTIFIED SPOT EXCHANGE RATES--  
H.10 RELEASE

## **CHARTS**

1. SPOT EXCHANGE RATE INDICES
2. 3-MONTH FORWARD EXCHANGE RATES
3. GOLD PRICE--LONDON
4. CALL MONEY RATES
5. 3-MONTH INTEREST RATES
6. EURO-DOLLAR DEPOSIT RATES
7. SELECTED EURO-DOLLAR AND  
U.S. MONEY MARKET RATES
8. INTEREST ARBITRAGE: 3-MONTH FUNDS
9. LONG-TERM GOVERNMENT BOND YIELDS
10. INDUSTRIAL STOCK INDICES

## **SUBSCRIPTION RATES:**

Weekly \$15.00 per year or \$.40 each in the United States, its possessions, Canada, and Mexico; 10 or more of the same issue to one address, \$13.50 per year or \$.35 each. Elsewhere, \$20.00 per year or \$.50 each. Address requests to Publications Services, Division of Administrative Services, and make payment remittance payable to the order of the Board of Governors of the Federal Reserve System in a form collectible at par in U.S. Currency.

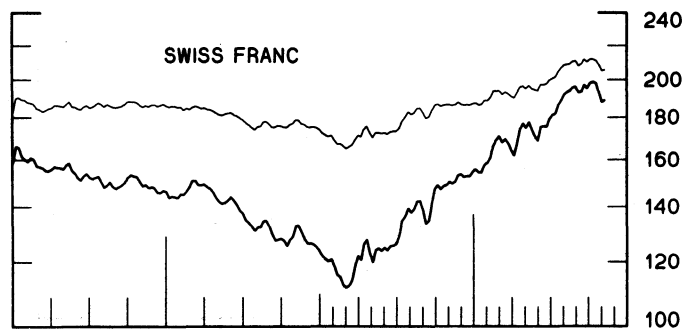
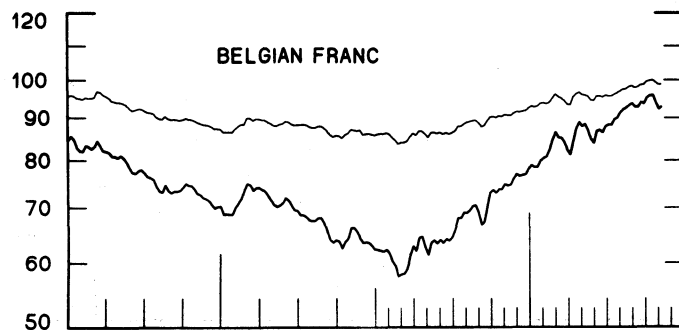
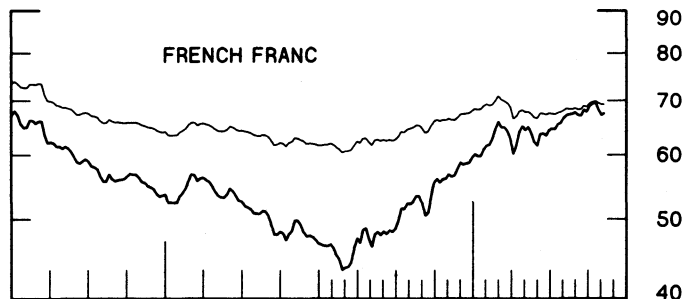
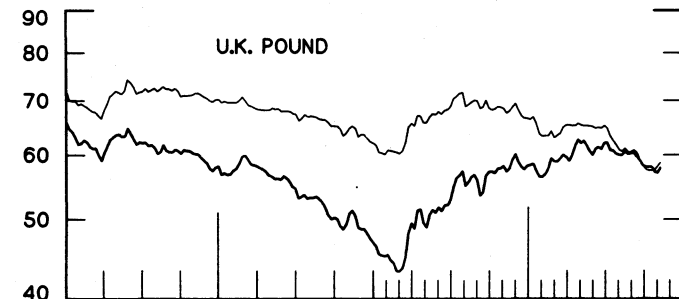
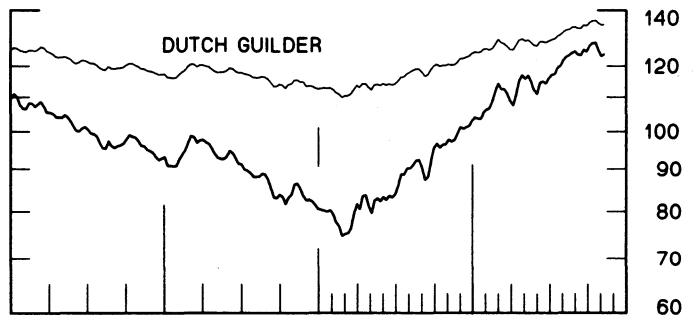
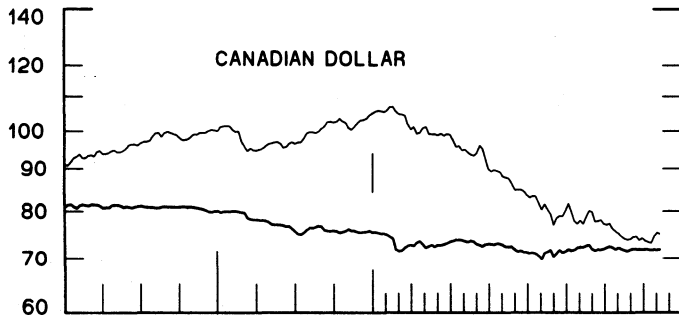
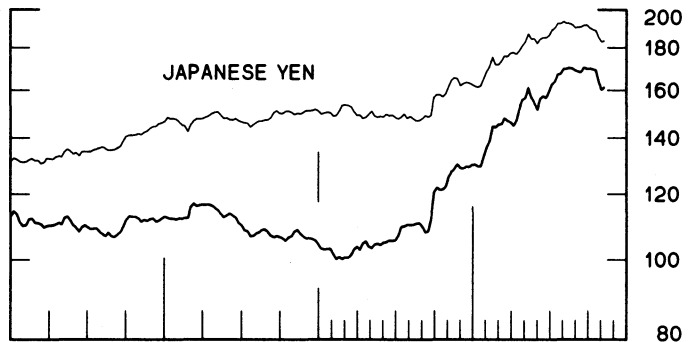
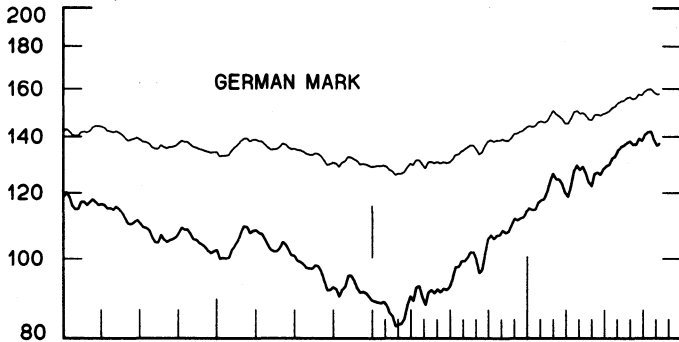
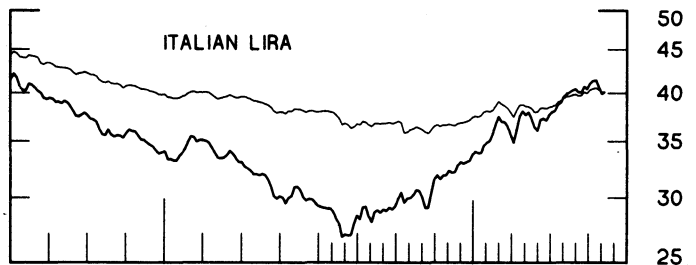
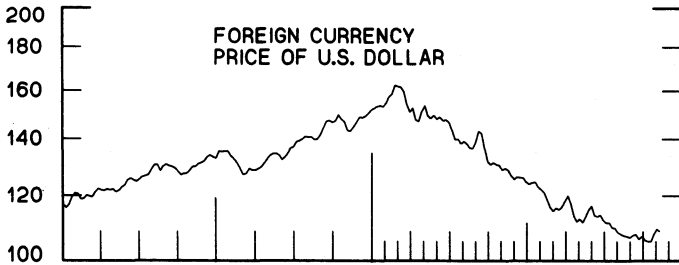
CHART 1

# SPOT EXCHANGE INDICES

DOLLAR PRICES OF FOREIGN CURRENCIES AND WEIGHTED AVERAGE VALUES (THIN LINE)  
AVERAGES FOR WEEK ENDING WEDNESDAY

RATIO SCALE  
MARCH 1973=100

RATIO SCALE  
MARCH 1973=100



1984

1986

1984

1986

CHART 2  
**3-MONTH FORWARD EXCHANGE RATES**  
 PREMIUM (+) OR (-)  
 AVERAGES FOR WEEK ENDING WEDNESDAY

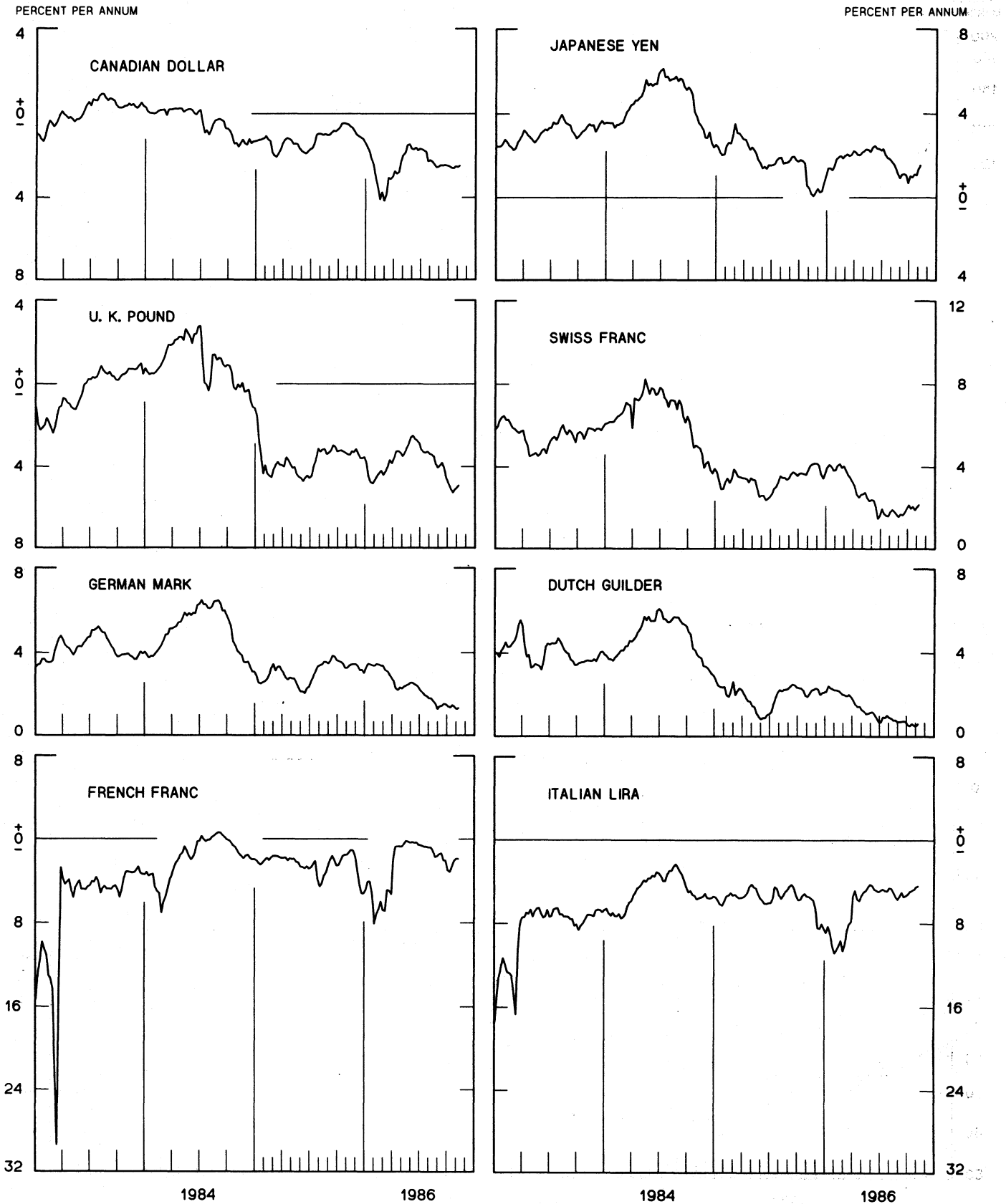


CHART 3  
PRICE OF GOLD IN LONDON  
AVERAGES FOR WEEK ENDING WEDNESDAY

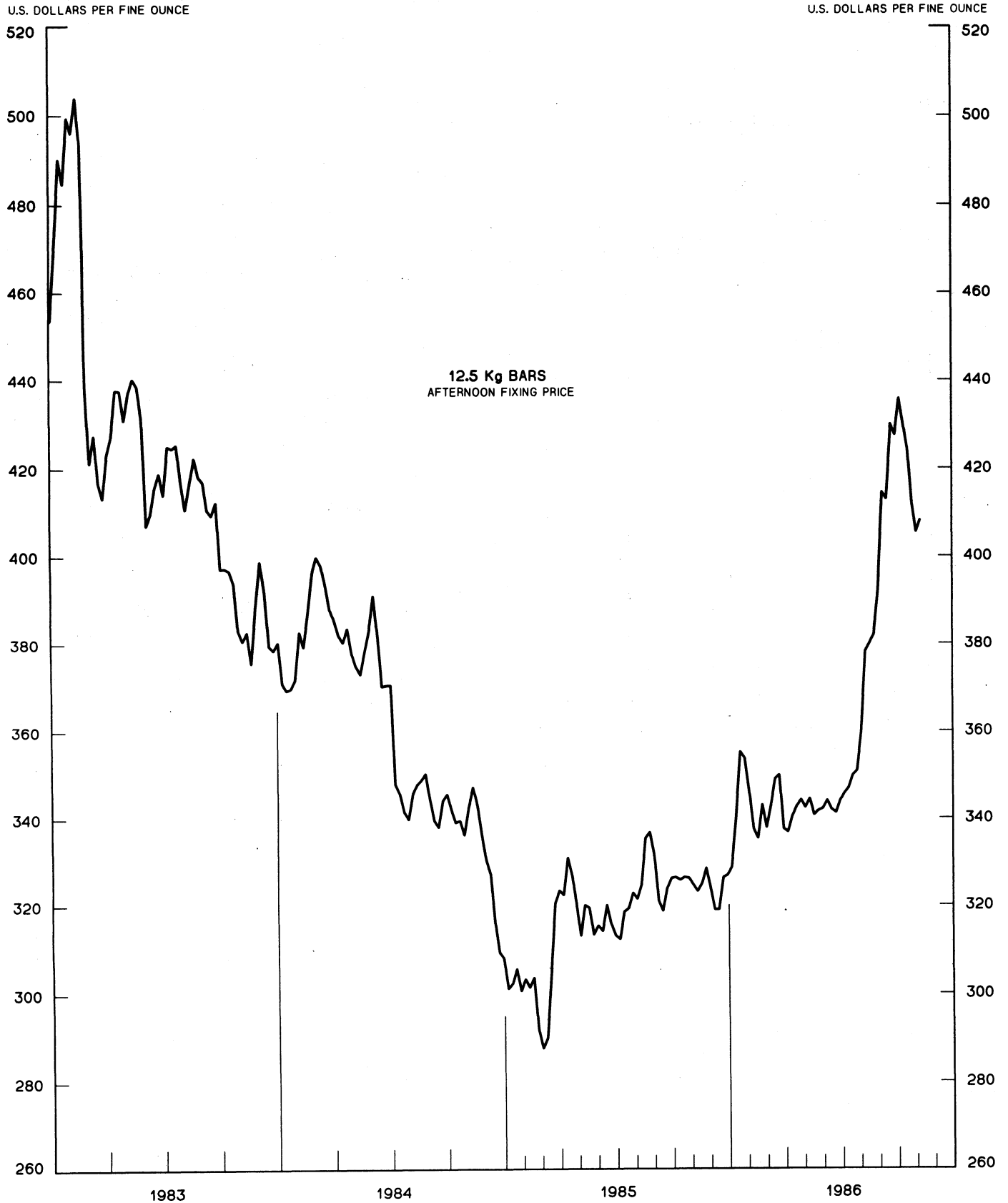


CHART 4  
**CALL MONEY RATES**  
WEEKLY SERIES

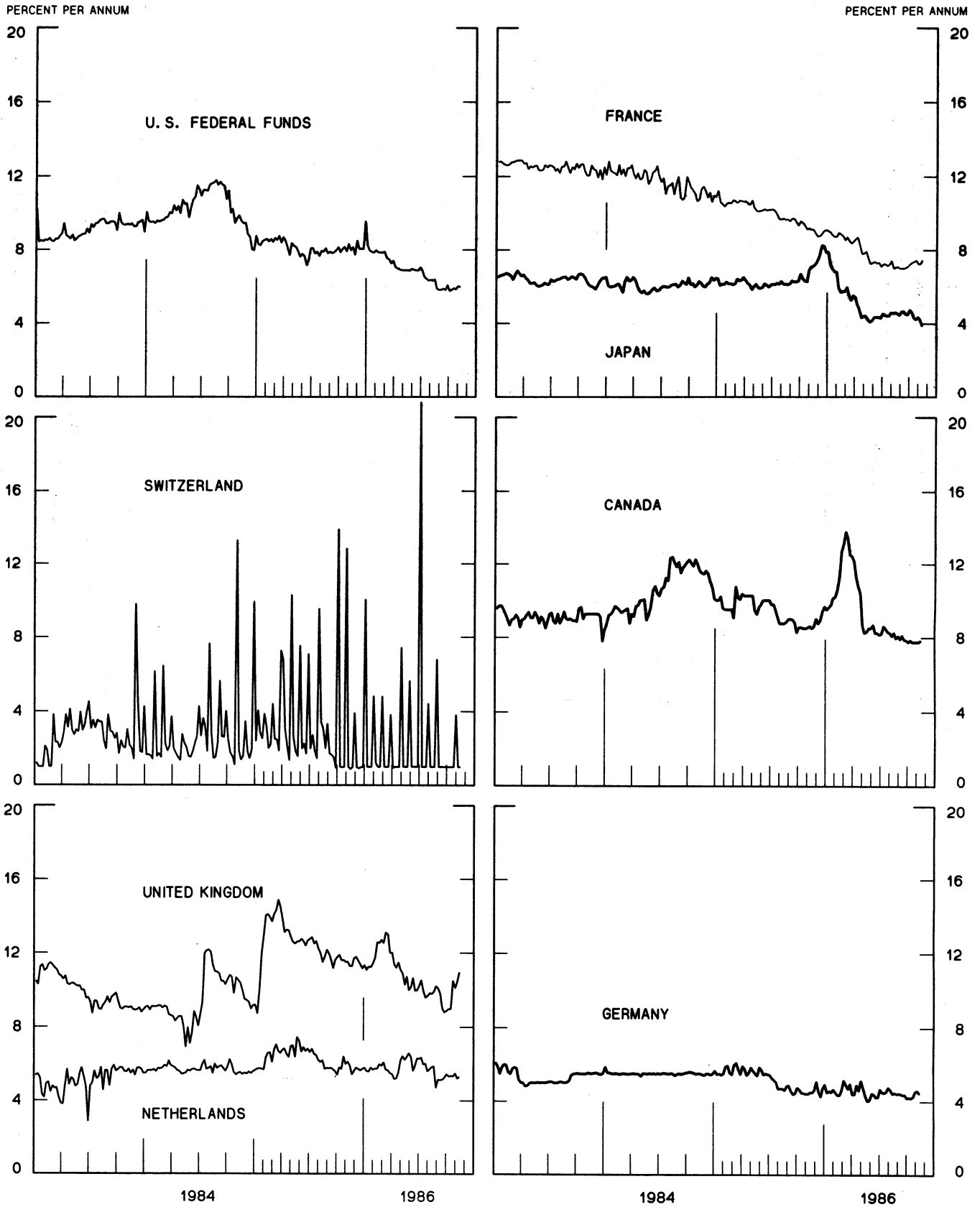


CHART 5  
**3-MONTH INTEREST RATES**  
 WEEKLY SERIES

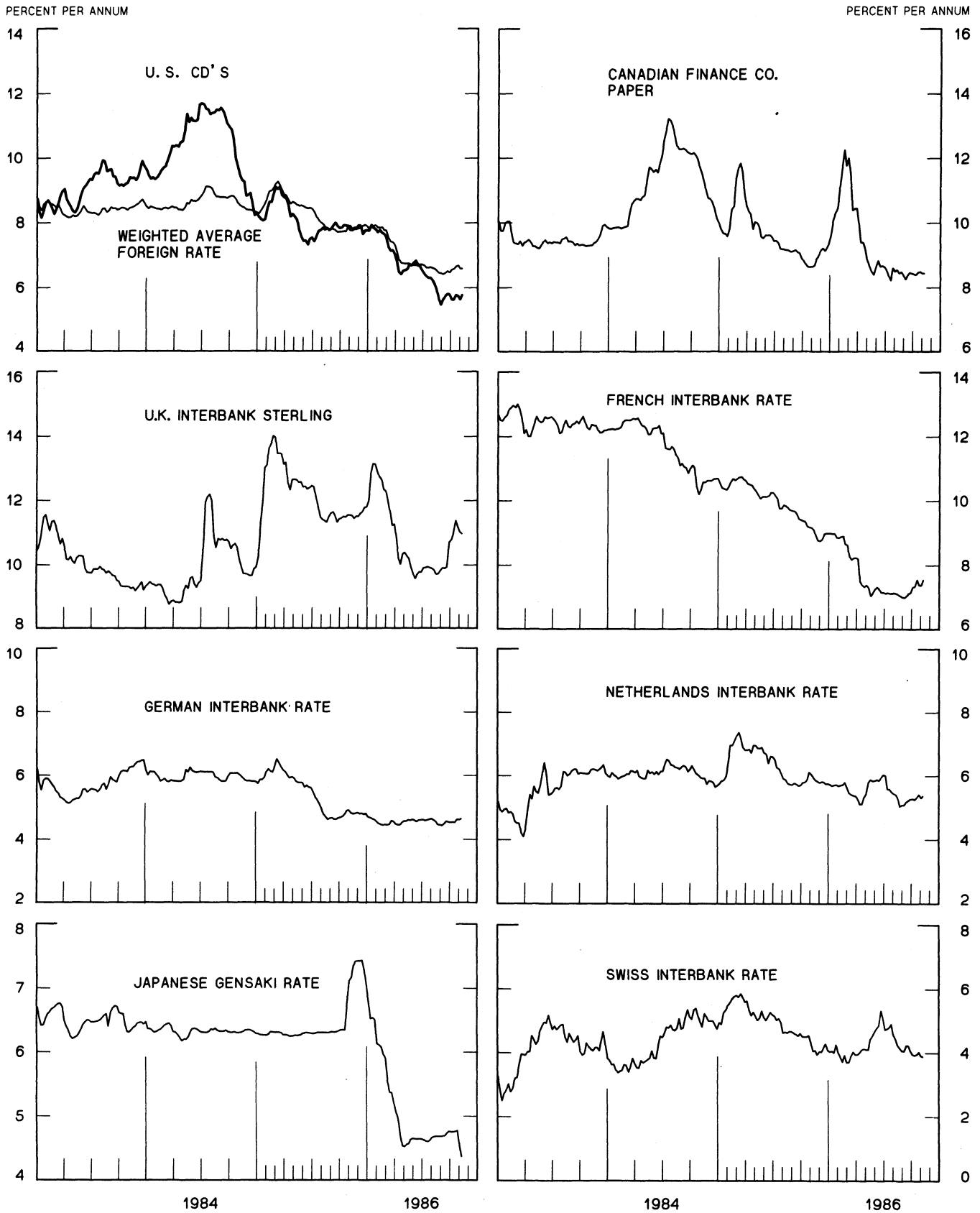
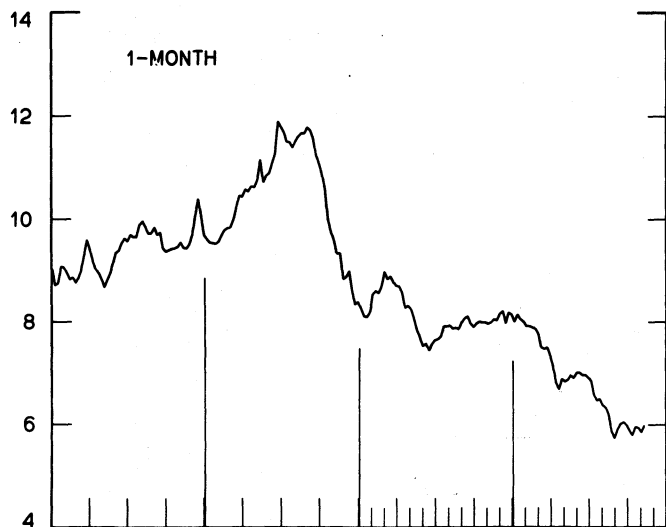
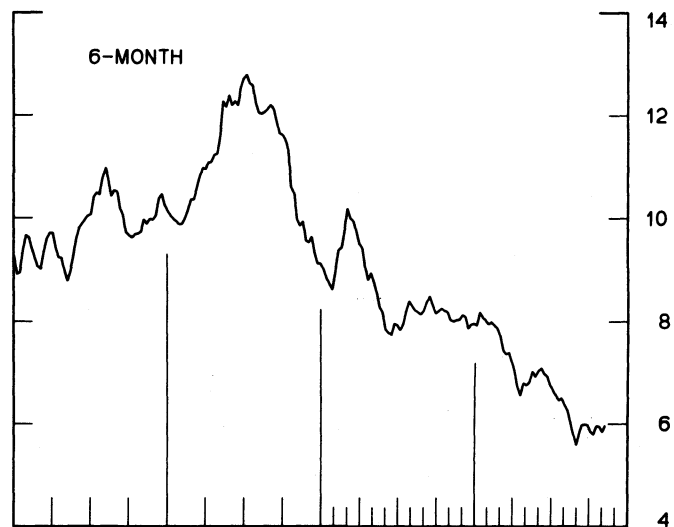
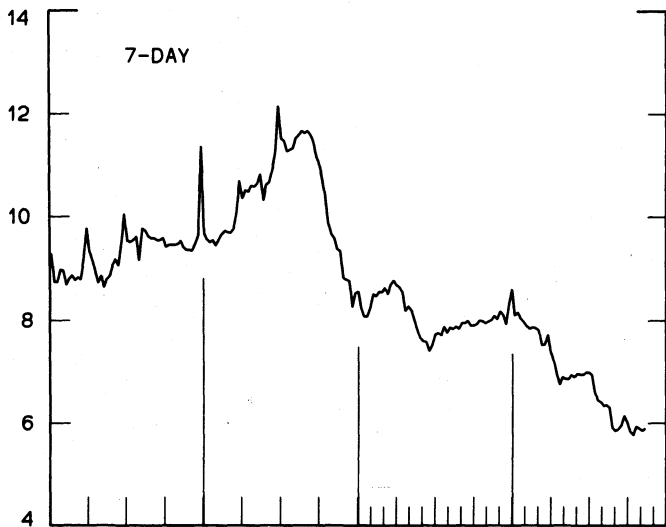
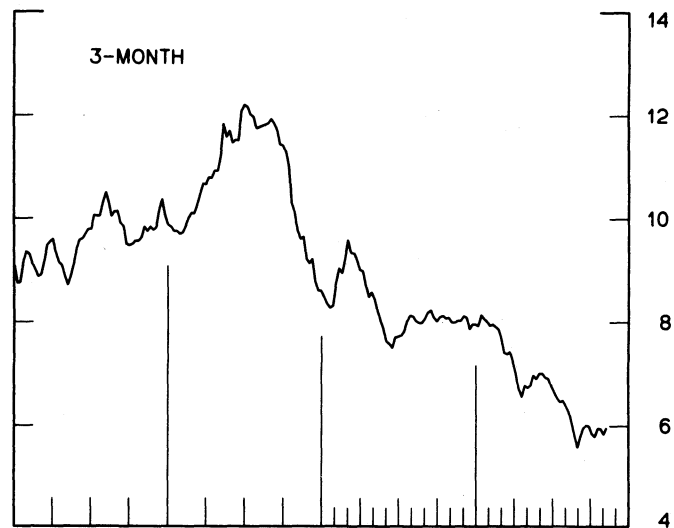
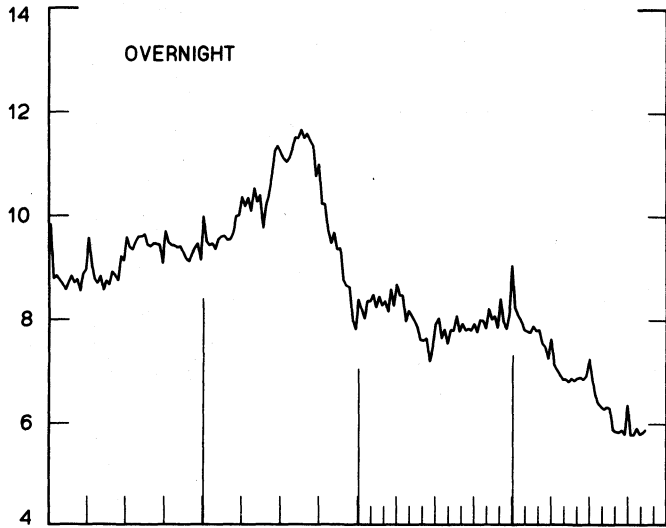


CHART 6  
**EURO-DOLLAR DEPOSIT RATES LONDON**  
AVERAGES FOR WEEK ENDING WEDNESDAY

PERCENT PER ANNUM

PERCENT PER ANNUM



1984

1986

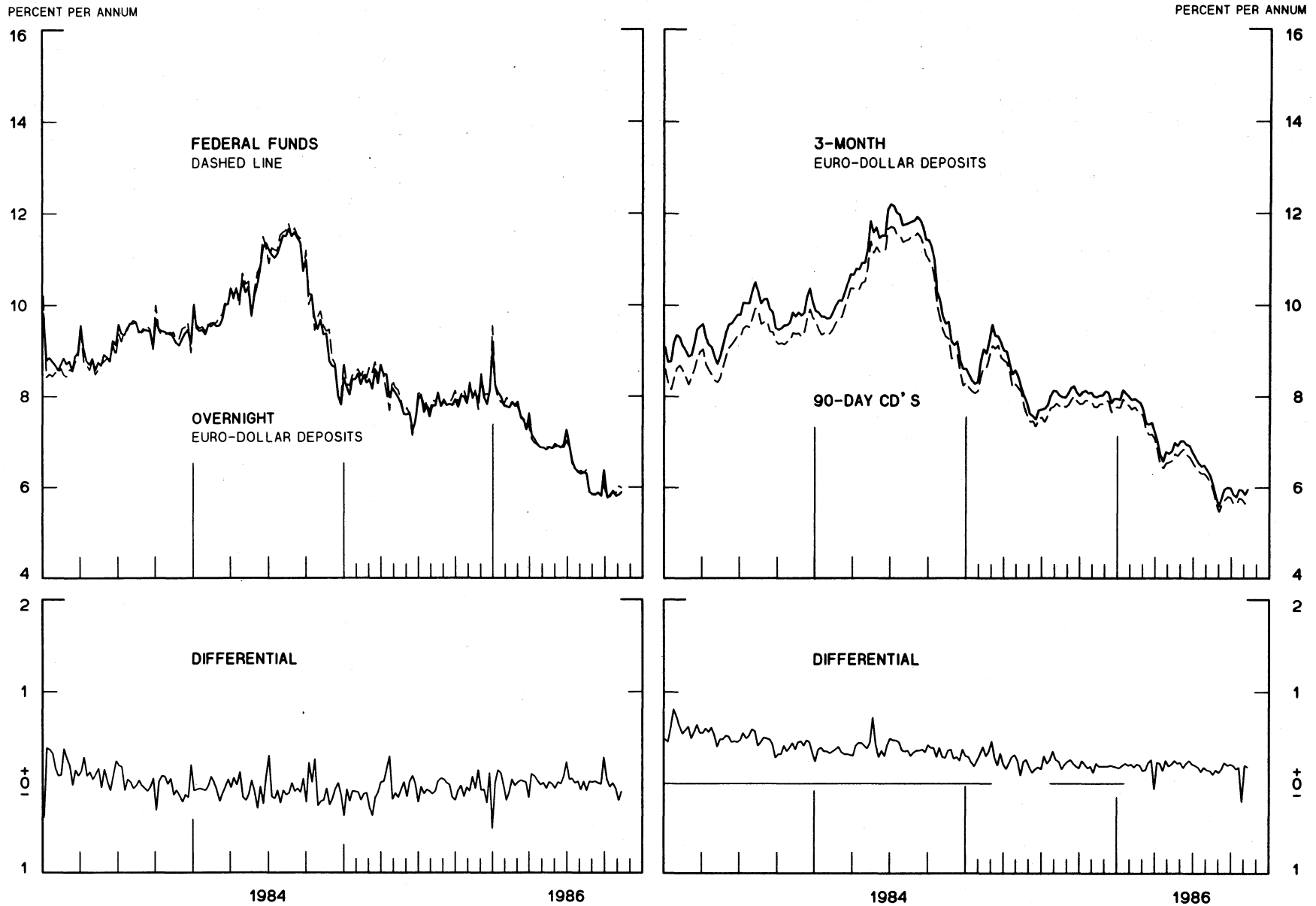
1984

1986



CHART 7  
**SELECTED EURO-DOLLAR AND U. S. MONEY MARKET RATES**

DIFFERENTIAL: PLUS(+), FAVORS BORROWING IN U. S.  
 AVERAGES FOR WEEK ENDING WEDNESDAY



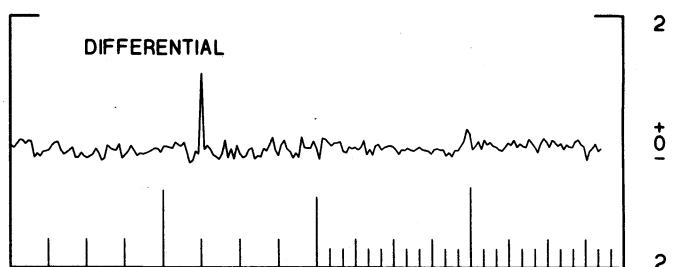
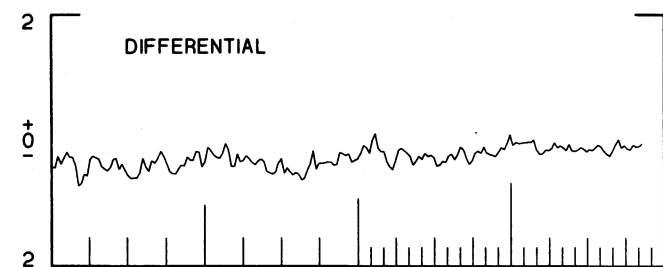
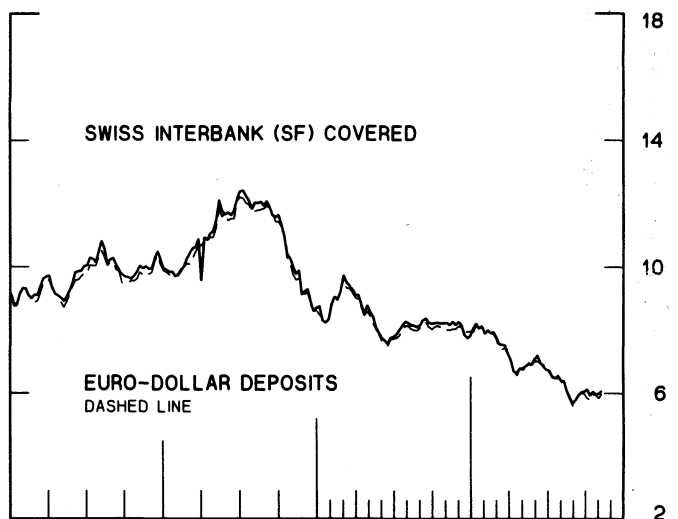
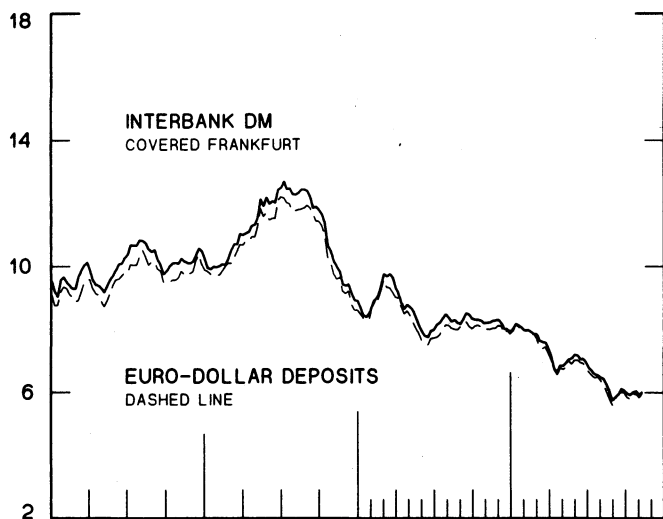
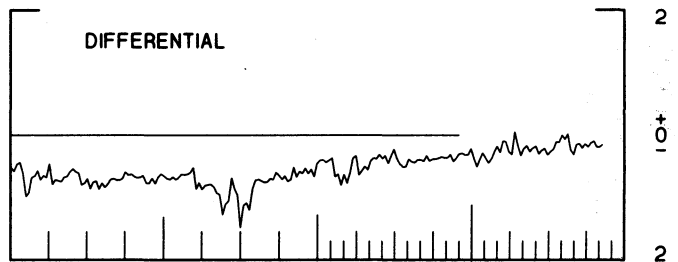
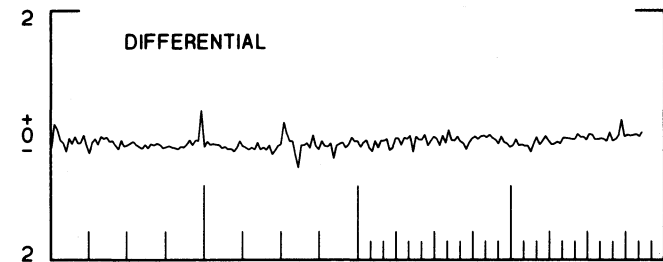
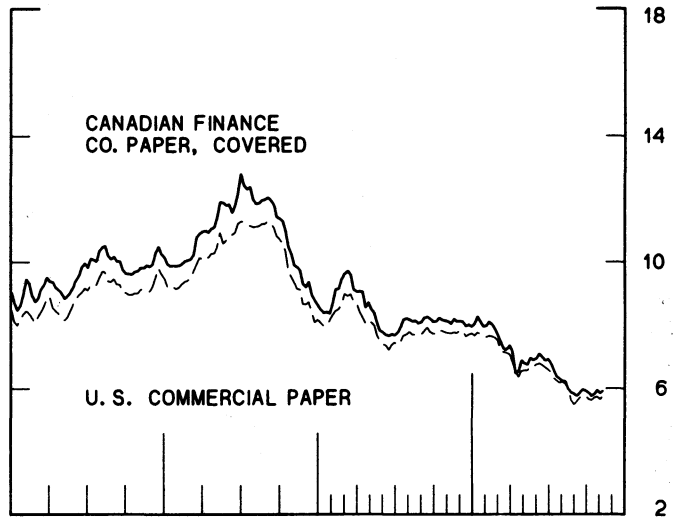

1 PERCENT ON DIFFERENTIAL SCALE = 2 PERCENT ON RATE SCALE

# INTEREST ARBITRAGE: 3-MONTH FUNDS

DIFFERENTIAL: PLUS(+), INDICATES FAVOR DOLLAR ASSETS  
AVERAGES FOR WEEK ENDING WEDNESDAY

PERCENT PER ANNUM

PERCENT PER ANNUM



1984

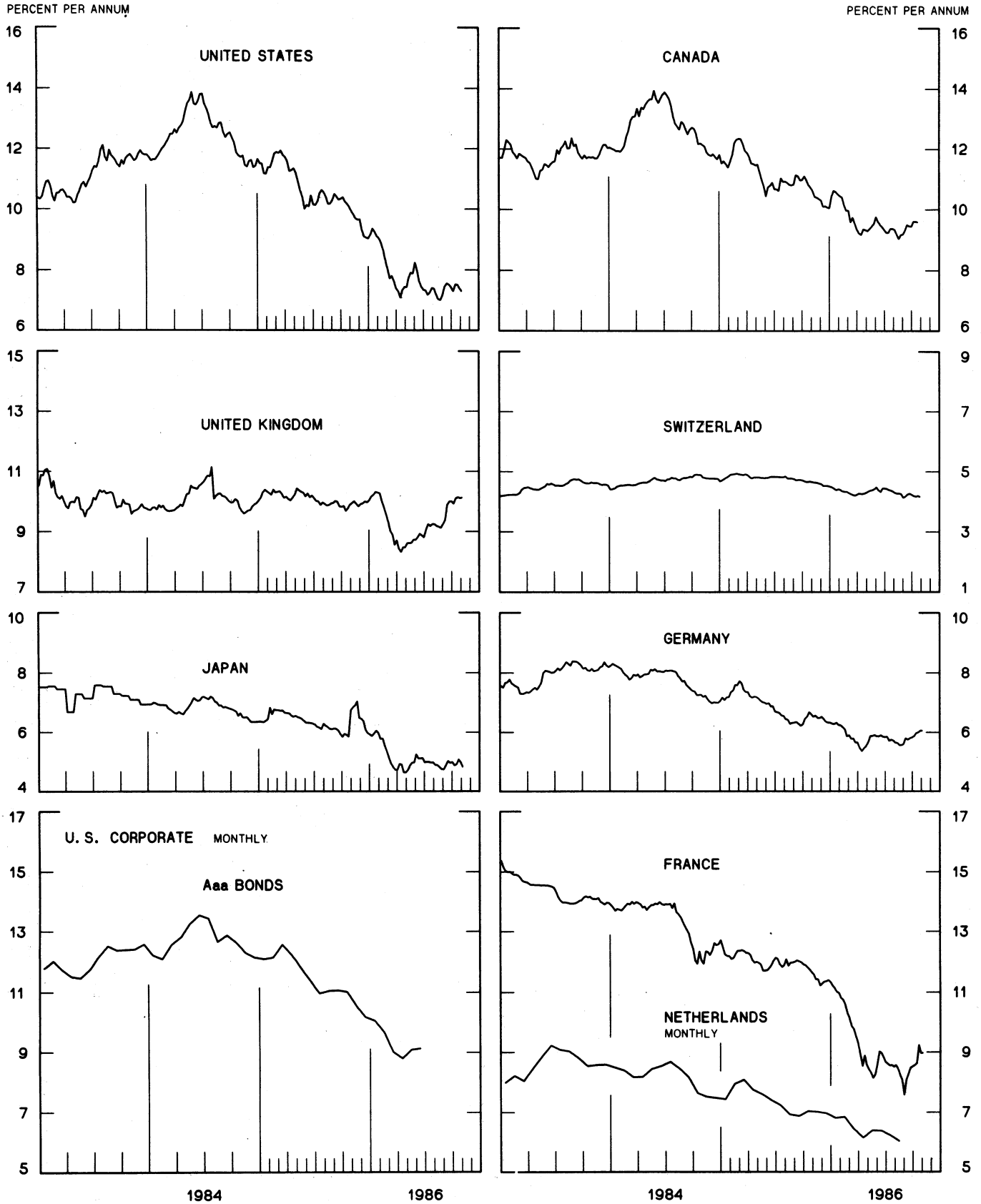
1986

1984

1986

1 PERCENT ON DIFFERENTIAL SCALE = 2 PERCENT ON RATE SCALE

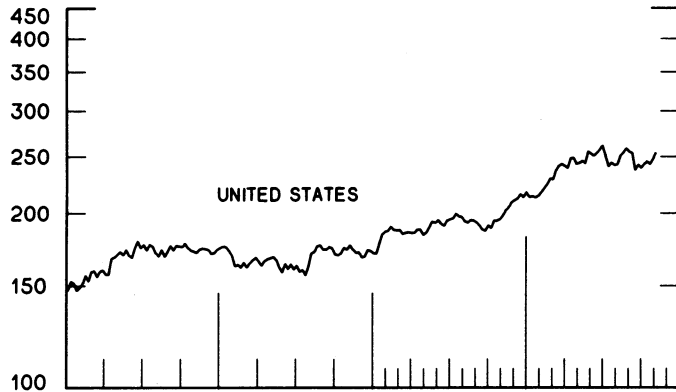
CHART 9  
**LONG-TERM GOVERNMENT BOND YIELDS**  
 WEEKLY SERIES



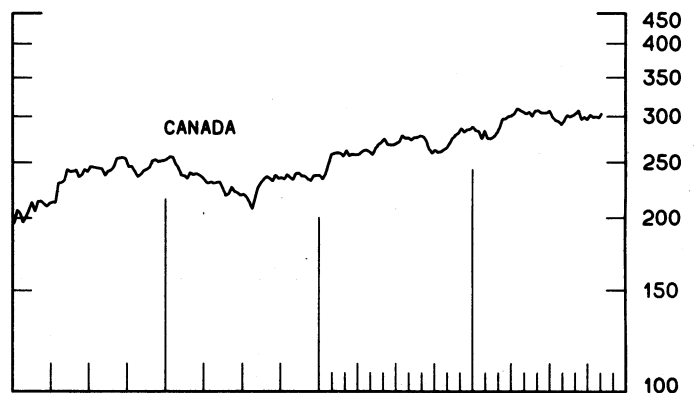
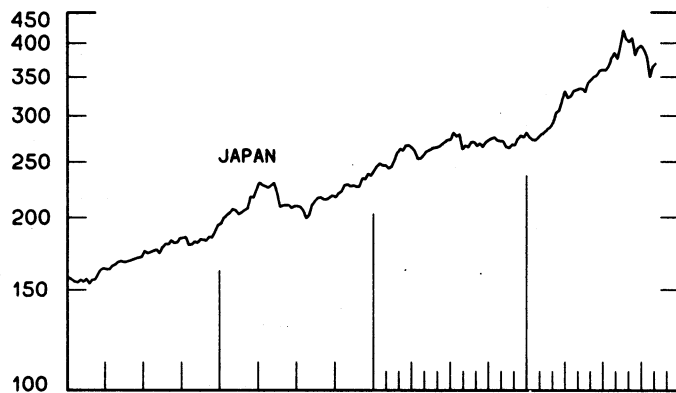
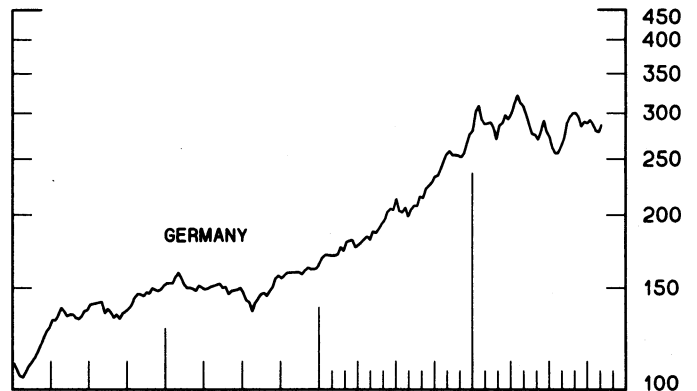
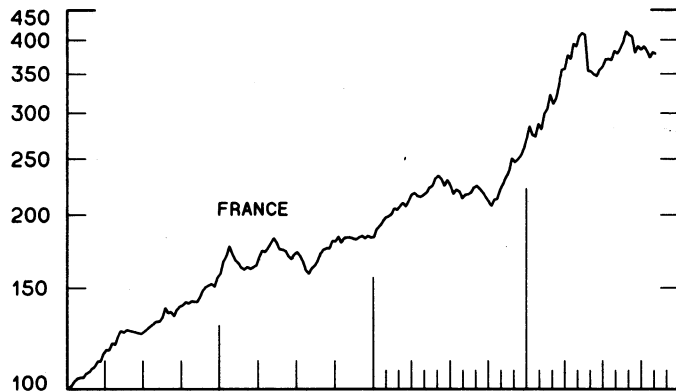
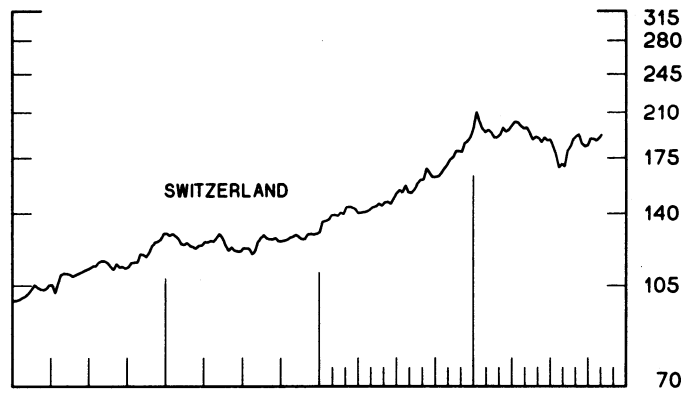
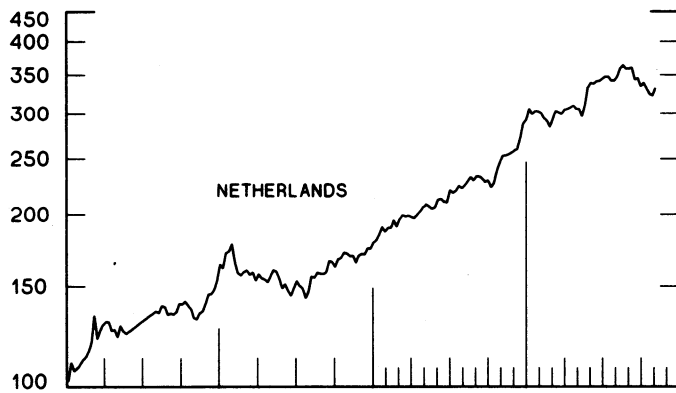
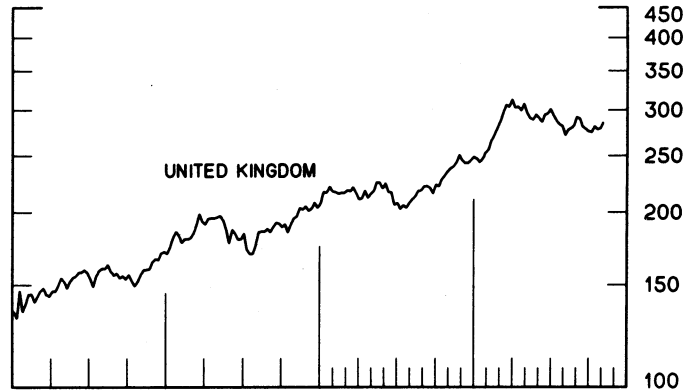
# INDUSTRIAL STOCK INDICES

WEEKLY SERIES

RATIO SCALE  
1969=100



RATIO SCALE  
1969=100



1984

1986

1984

1986

SERIES NAME

LAST VALUE PLOTTED  
DATE VALUE

CHART 1. SPOT EXCHANGE RATES AND INDICES

WEEKLY AVERAGES, NOON BUYING RATES (U.S. CENTS)

GERMAN MARK	NOV. 12	48.81
JAPANESE YEN	NOV. 12	0.61544
DUTCH GUILDER	NOV. 12	43.21
U.K. POUND	NOV. 12	142.97
CANADIAN DOLLAR	NOV. 12	72.07
FRENCH FRANC	NOV. 12	14.94
SWISS FRANC	NOV. 12	58.67
BELGIAN FRANC	NOV. 12	2.35086
ITALIAN LIRA	NOV. 12	0.07057
SWEDISH KRONA	NOV. 12	14.28

INDICES, MARCH 1973 BASE RATES = 100

GERMAN MARK	NOV. 12	137.31
JAPANESE YEN	NOV. 12	161.14
DUTCH GUILDER	NOV. 12	124.05
U.K. POUND	NOV. 12	57.83
CANADIAN DOLLAR	NOV. 12	71.84
FRENCH FRANC	NOV. 12	67.34
SWISS FRANC	NOV. 12	188.76
BELGIAN FRANC	NOV. 12	92.64
ITALIAN LIRA	NOV. 12	40.09

WEIGHTED AVERAGE EXCHANGE VALUE INDICES, MAR 1973 = 100  
(G-10 COUNTRIES PLUS SWITZERLAND)

U.S. DOLLAR	NOV. 12	108.61
GERMAN MARK	NOV. 12	157.94
JAPANESE YEN	NOV. 12	183.51
DUTCH GUILDER	NOV. 12	134.99
U.K. POUND	NOV. 12	58.70
CANADIAN DOLLAR	NOV. 12	75.10
FRENCH FRANC	NOV. 12	69.19
SWISS FRANC	NOV. 12	205.54
BELGIAN FRANC	NOV. 12	98.80
ITALIAN LIRA	NOV. 12	40.09
SWEDISH KRONA	NOV. 12	66.60

CHART 2. 3-MONTH FORWARD EXCHANGE RATES, PREMIUM OR DISCOUNT

CANADIAN DOLLAR	NOV. 12	-2.49
U.K. POUND	NOV. 12	-4.92
GERMAN MARK	NOV. 12	1.34
FRENCH FRANC	NOV. 12	-1.91
SWISS FRANC	NOV. 12	2.16
DUTCH GUILDER	NOV. 12	0.61
JAPANESE YEN	NOV. 12	1.53
ITALIAN LIRA	NOV. 12	-4.39

LAST VALUE PLOTTED  
DATE VALUE

SERIES NAME

CHART 3. GOLD PRICE IN LONDON, AFTERNOON FIXING

U.S. DOLLARS PER FINE OUNCE NOV. 12 408.10

CHART 4. CALL MONEY RATES

U.S. FEDERAL FUNDS	NOV. 12	5.98
OVERNIGHT EURO-DOLLAR DEPOSITS	NOV. 12	5.89
U.K.	NOV. 12	10.95
CANADA	NOV. 12	7.82
GERMANY	NOV. 12	4.46
JAPAN	NOV. 12	3.88
FRANCE	NOV. 12	7.47
NETHERLANDS	NOV. 12	5.30
SWITZERLAND	NOV. 12	1.00

CHART 5. 3-MONTH INTEREST RATES

U.S. 90-DAY CD'S, SECONDARY MARKET	NOV. 12	5.78
GERMAN INTERBANK LOAN	NOV. 12	4.65
JAPANESE GENSAKI RATE	NOV. 12	4.37
CANADIAN FINANCE PAPER	NOV. 12	8.45
INTERBANK STERLING	NOV. 12	10.98
SWISS INTERBANK LOAN	NOV. 12	3.88
FRENCH INTERBANK RATE	NOV. 12	7.55
NETHERLANDS INTERBANK RATE	NOV. 12	5.38
WEIGHTED AVERAGE FOREIGN INTEREST RATE (G-10 COUNTRIES PLUS SWITZERLAND)	NOV. 12	6.60

CHART 6. EURO-DOLLAR DEPOSIT RATES: LONDON

OVERNIGHT	NOV. 12	5.89
7-DAY	NOV. 12	5.89
1-MONTH	NOV. 12	5.98
3-MONTH	NOV. 12	5.96
6-MONTH	NOV. 12	5.96
1-YEAR	NOV. 12	6.09

CHART 7. SELECTED EURO-DOLLAR AND U.S. MONEY MARKET RATES

OVERNIGHT EURO-DOLLAR DEPOSITS	NOV. 12	5.89
U.S. FEDERAL FUNDS	NOV. 12	5.98
DIFFERENTIAL	NOV. 12	-0.09
3-MONTH EURO-DOLLAR DEPOSIT RATE	NOV. 12	5.96
U.S. 90-DAY CD'S, SECONDARY MARKET	NOV. 12	5.78
DIFFERENTIAL	NOV. 12	0.18

**SERIES NAME**

**LAST VALUE PLOTTED  
DATE VALUE**

**CHART 8. INTEREST ARBITRAGE, 3-MONTH FUNDS**

EURO-DOLLAR DEPOSIT	NOV. 12	5.96
INTERBANK STERLING (LONDON), COVERED	NOV. 12	5.92
DIFFERENTIAL	NOV. 12	0.05
U.S. COMMERCIAL PAPER	NOV. 12	5.75
CANADIAN FINANCE PAPER, COVERED	NOV. 12	5.91
DIFFERENTIAL	NOV. 12	-0.16
EURO-DOLLAR DEPOSIT	NOV. 12	5.96
INTERBANK DM (FRANKFURT), COVERED	NOV. 12	6.00
DIFFERENTIAL	NOV. 12	-0.04
EURO-DOLLAR DEPOSIT	NOV. 12	5.96
SWISS INTERBANK, COVERED	NOV. 12	6.06
DIFFERENTIAL	NOV. 12	-0.10

**CHART 9. LONG TERM GOVERNMENT BOND YIELDS**

UNITED STATES	NOV. 7	7.31
GERMANY	NOV. 7	6.05
JAPAN (MONTHLY)	NOV. 7	4.83
SWITZERLAND	OCT. 31	4.17
CANADA	OCT. 24	9.58
FRANCE	NOV. 7	8.97
NETHERLANDS (MONTHLY)	AUG.	6.03
UNITED KINGDOM	NOV. 7	10.13

**U.S. CORPORATE**

AAA BONDS	JUNE	9.13
-----------	------	------

**CHART 10. STOCK INDICES**

UNITED STATES	NOV. 5	253.34
UNITED KINGDOM	NOV. 5	284.99
CANADA	NOV. 5	303.14
GERMANY	NOV. 5	285.87
SWITZERLAND	NOV. 5	191.92
NETHERLANDS	NOV. 5	331.73
FRANCE	NOV. 5	378.65
JAPAN	NOV. 5	368.87

# FEDERAL RESERVE statistical release



H.10 (512)

NOVEMBER 14, 1986

## FOREIGN EXCHANGE RATES

FOR THE WEEK ENDING NOVEMBER 14, 1986

The Board of Governors of the Federal Reserve System is advised that the Federal Reserve Bank of New York has certified for customs purposes the following noon buying rates in New York City for cable transfers payable in foreign currencies:

COUNTRY	MONETARY UNIT	(CURRENCY UNITS PER DOLLAR)				
		NOV. 10	NOV. 11	NOV. 12	NOV. 13	NOV. 14
*AUSTRALIA	DOLLAR	64.60		64.51	64.50	64.53
AUSTRIA	SCHILLING	14.400		14.255	14.179	14.115
BELGIUM	FRANC	42.460		42.060	41.820	41.700
BRAZIL	CRUZADO	14.09		14.09	14.09	14.09
CANADA	DOLLAR	1.3879		1.3858	1.3844	1.3843
CHINA, P. R.	YUAN	3.7314		3.7314	3.7314	3.7314
DENMARK	KRONE	7.7130	H	7.6400	7.5980	7.5930
FINLAND	MARKKA	4.9670		4.9325	4.9300	4.9200
FRANCE	FRANC	6.6910		6.6160	6.5860	6.5575
GERMANY	D. MARK	2.0460	O	2.0225	2.0110	2.0025
GREECE	DRACHMA	139.600		138.400	138.650	138.300
HONG KONG	DOLLAR	7.8010		7.8020	7.7995	7.8005
INDIA	RUPEE	13.0100	L	13.0900	13.1300	13.1000
*IRELAND	POUND	133.40		134.65	135.35	135.95
ITALY	LIRA	1415.00		1402.00	1392.00	1389.00
JAPAN	YEN	162.85	I	160.62	160.90	161.45
MALAYSIA	RINGGIT	2.6160		2.6140	2.6170	2.6155
NETHERLANDS	GUILDER	2.3115		2.2850	2.2710	2.2620
*NEW ZEALAND	DOLLAR	51.700	D	51.800	51.650	51.650
NORWAY	KRONE	7.5000		7.4800	7.5050	7.4825
PORTUGAL	ESCUDO	149.750		149.200	149.300	148.350
SINGAPORE	DOLLAR	2.1890	A	2.1890	2.1905	2.1940
*SOUTH AFRICA	RAND	44.10		44.25	44.45	45.00
SOUTH KOREA	WON	875.50		872.90	871.50	871.60
SPAIN	PESETA	136.760	Y	135.940	135.850	134.800
SRI LANKA	RUPEE	28.455		28.460	28.460	28.462
SWEDEN	KRONA	6.9900		6.9525	6.9375	6.9250
SWITZERLAND	FRANC	1.6990		1.6795	1.6690	1.6615
TAIWAN	DOLLAR	36.500		36.460	36.450	36.440
THAILAND	BAHT	26.270		26.250	26.210	26.230
*UNITED KINGDOM	POUND	143.54		142.65	142.45	143.03
MEMO:						
#UNITED STATES	DOLLAR	108.51	0.25	107.63	107.27	107.01

#INDEX OF WEIGHTED AVERAGE EXCHANGE VALUE OF U.S. DOLLAR AGAINST CURRENCIES OF OTHER G-10 COUNTRIES. MARCH 1973 = 100. WEIGHTS ARE 1972-76 GLOBAL TRADE OF EACH OF THE 10 COUNTRIES. SERIES REVISED AS OF AUGUST 1978. FOR DESCRIPTION AND BACK DATA, SEE "INDEX OF THE WEIGHTED-AVERAGE EXCHANGE VALUE OF THE U.S. DOLLAR: REVISION" ON PAGE 700 OF THE AUGUST 1978 FEDERAL RESERVE BULLETIN.

\*VALUE IS U.S. CENTS