

Selected Interest & Exchange Rates

Weekly Series of Charts

November 10, 1986

**Prepared by the
FINANCIAL MARKETS
SECTION**

**DIVISION OF
INTERNATIONAL FINANCE**

**BOARD OF GOVERNORS
FEDERAL RESERVE SYSTEM
Washington, D.C. 20551**

Table of Contents

TABLES

1. LATEST FIGURES PLOTTED
2. DAILY CERTIFIED SPOT EXCHANGE RATES--H.10 RELEASE

CHARTS

1. SPOT EXCHANGE RATE INDICES
2. 3-MONTH FORWARD EXCHANGE RATES
3. GOLD PRICE--LONDON
4. CALL MONEY RATES
5. 3-MONTH INTEREST RATES
6. EURO-DOLLAR DEPOSIT RATES
7. SELECTED EURO-DOLLAR AND U.S. MONEY MARKET RATES
8. INTEREST ARBITRAGE: 3-MONTH FUNDS
9. LONG-TERM GOVERNMENT BOND YIELDS
10. INDUSTRIAL STOCK INDICES

SUBSCRIPTION RATES:

Weekly \$15.00 per year or \$.40 each in the United States, its possessions, Canada, and Mexico; 10 or more of the same issue to one address, \$13.50 per year or \$.35 each. Elsewhere, \$20.00 per year or \$.50 each. Address requests to Publications Services, Division of Administrative Services, and make payment remittance payable to the order of the Board of Governors of the Federal Reserve System in a form collectible at par in U.S. Currency.

CHART 1

SPOT EXCHANGE INDICES

DOLLAR PRICES OF FOREIGN CURRENCIES AND WEIGHTED AVERAGE VALUES (THIN LINE)
AVERAGES FOR WEEK ENDING WEDNESDAY

RATIO SCALE
MARCH 1973=100

RATIO SCALE
MARCH 1973=100

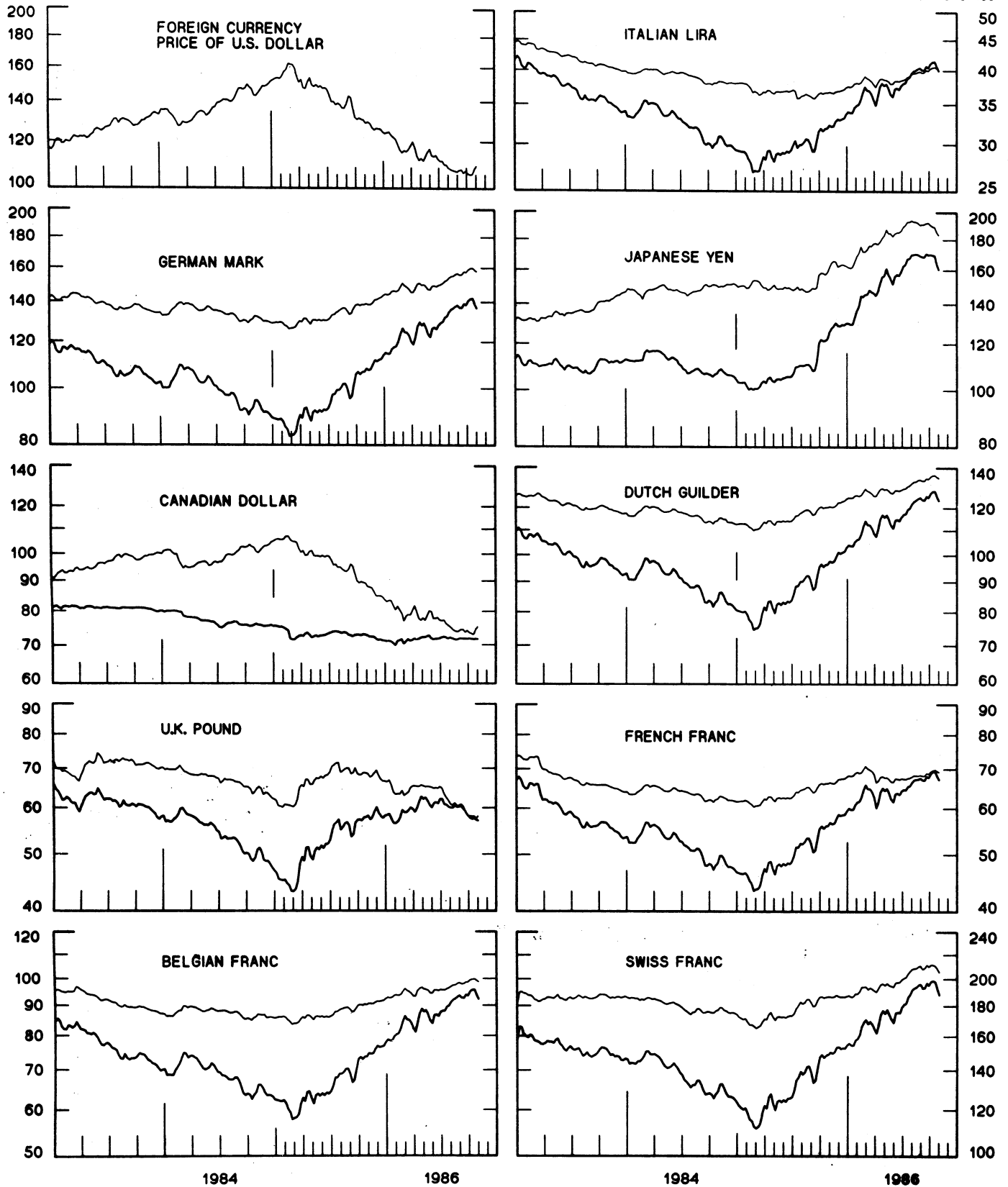


CHART 2
3-MONTH FORWARD EXCHANGE RATES

PREMIUM (+) OR (-)
 AVERAGES FOR WEEK ENDING WEDNESDAY

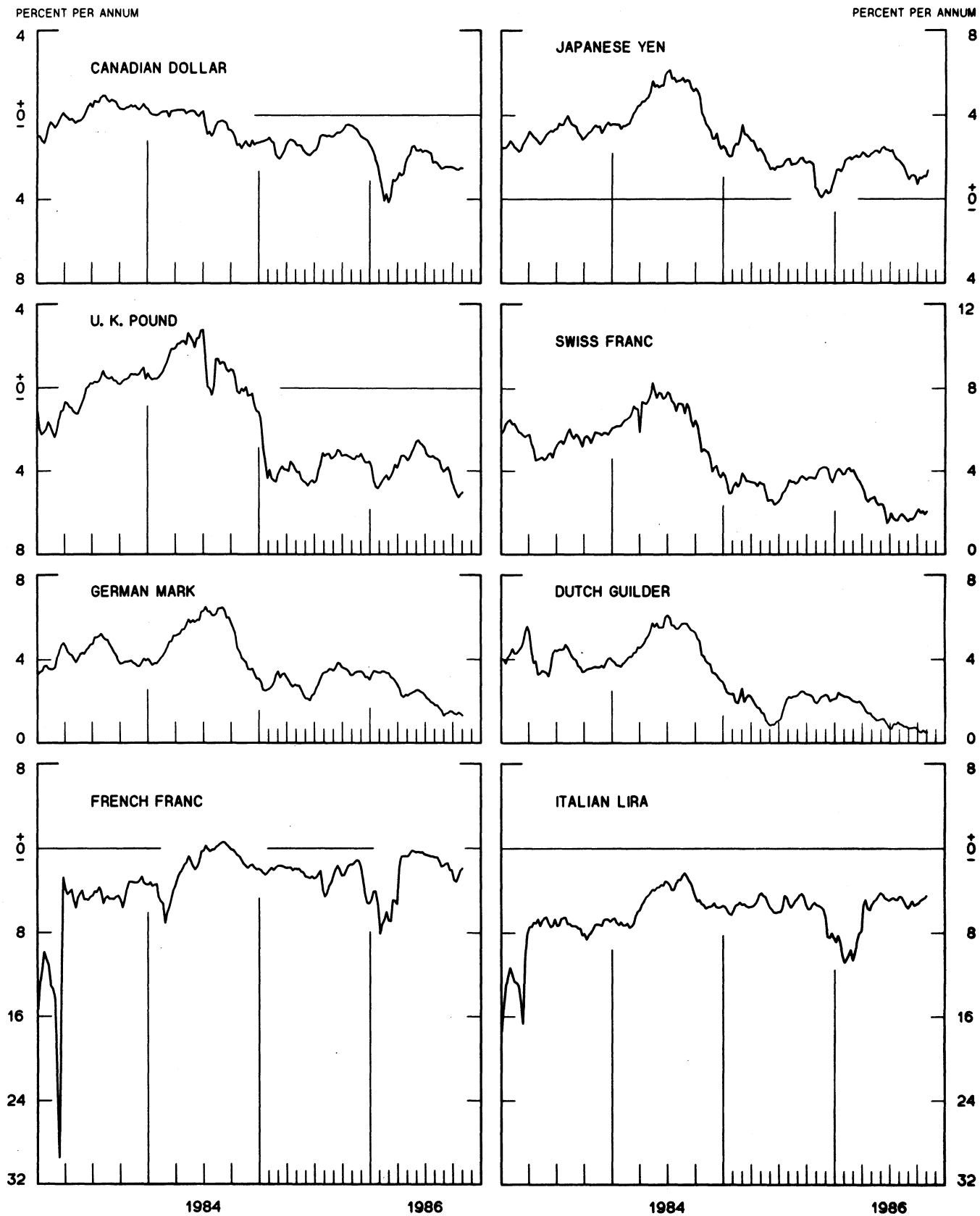


CHART 3
PRICE OF GOLD IN LONDON
AVERAGES FOR WEEK ENDING WEDNESDAY



CHART 4
CALL MONEY RATES
WEEKLY SERIES

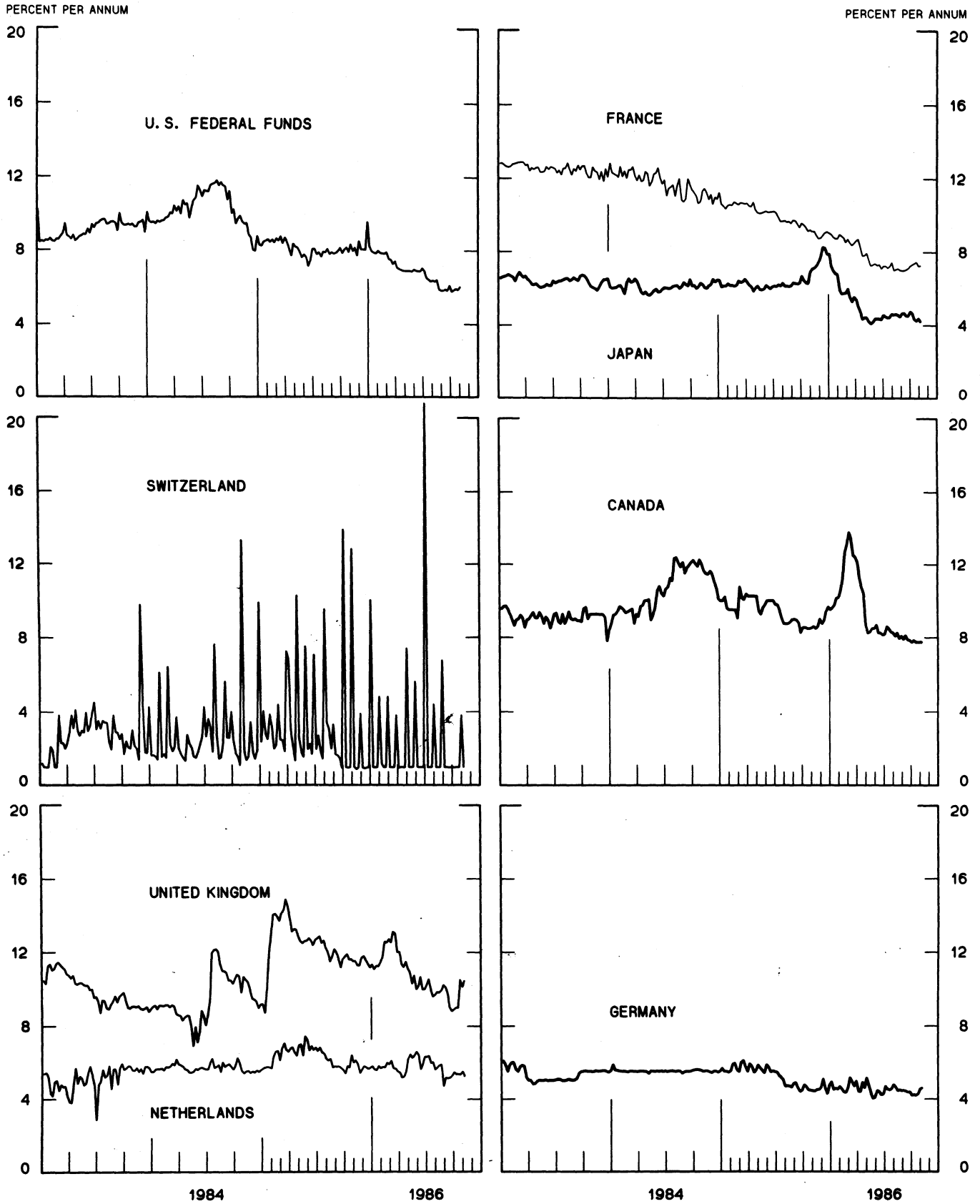


CHART 5
3-MONTH INTEREST RATES
 WEEKLY SERIES

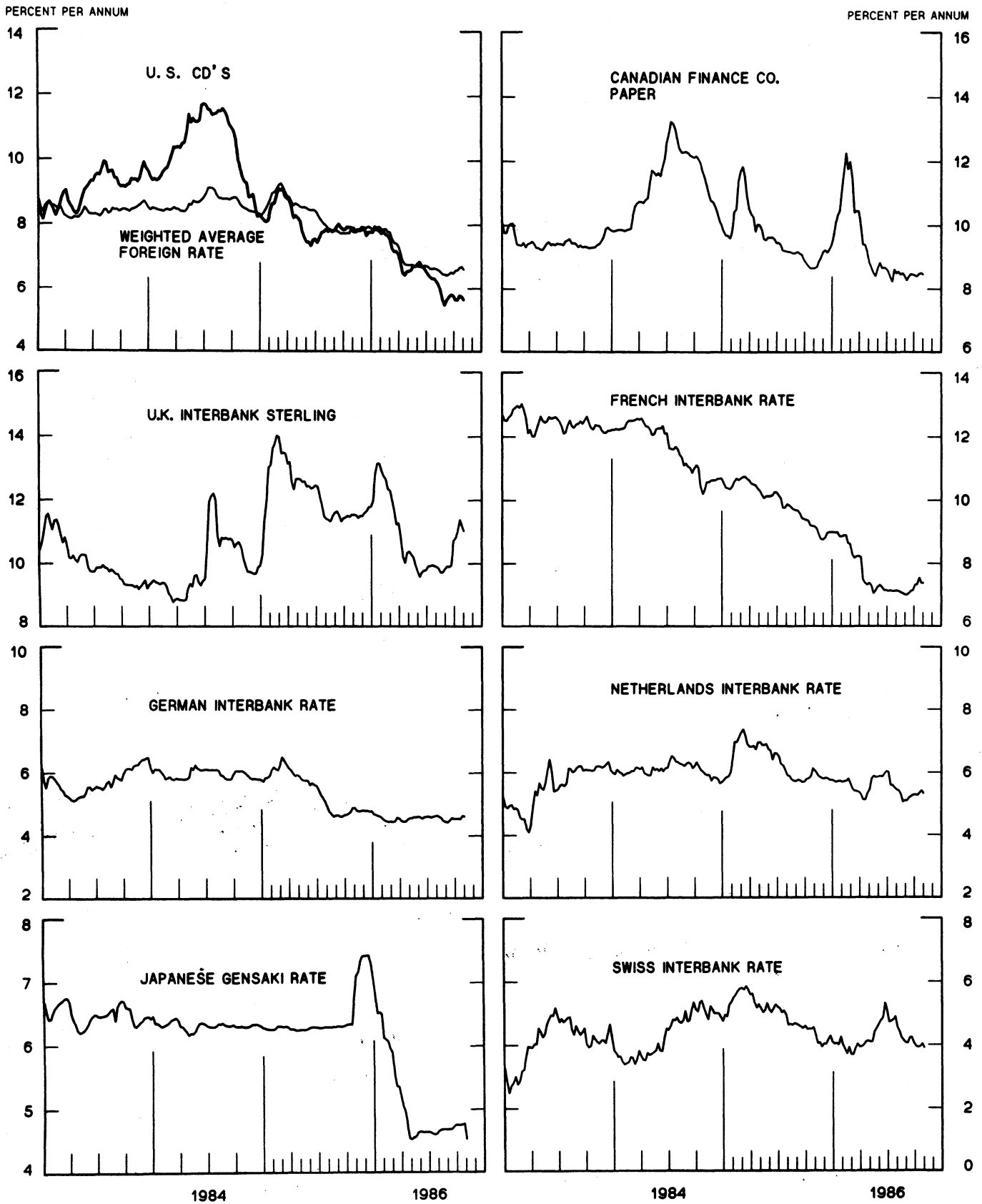


CHART 6

EURO-DOLLAR DEPOSIT RATES LONDON

AVERAGES FOR WEEK ENDING WEDNESDAY

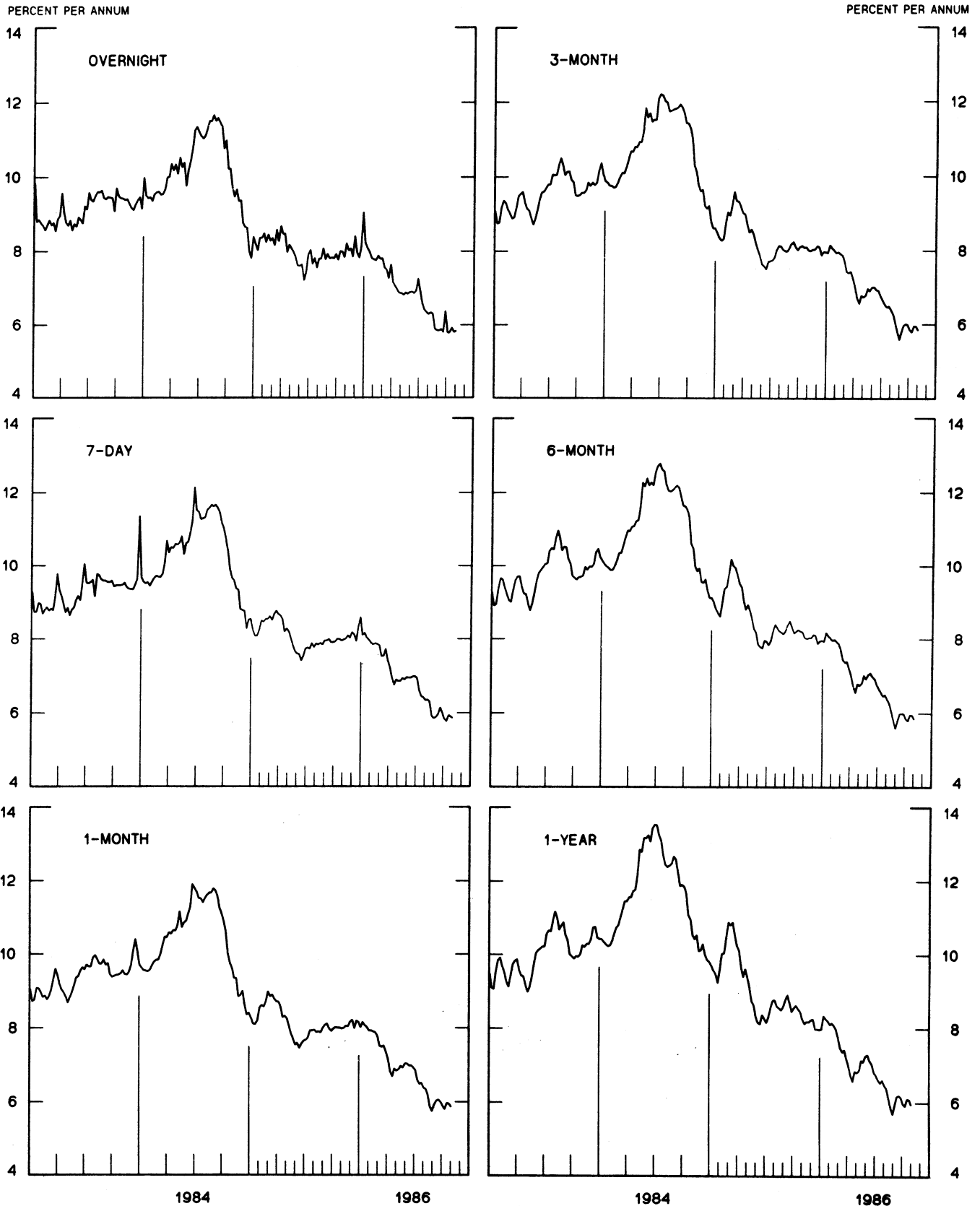
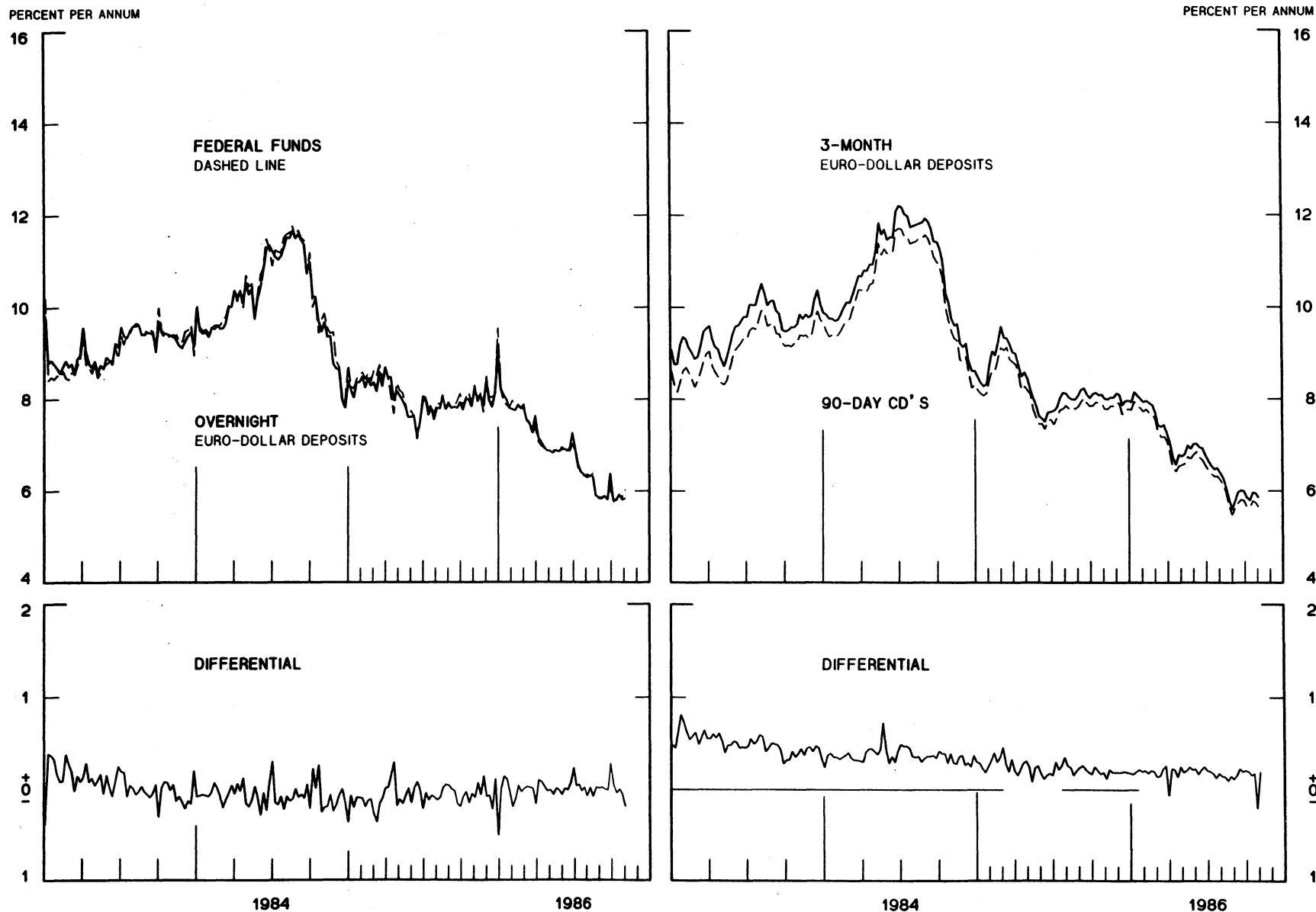


CHART 7

SELECTED EURO-DOLLAR AND U. S. MONEY MARKET RATES

DIFFERENTIAL: PLUS(+), FAVORS BORROWING IN U. S.
AVERAGES FOR WEEK ENDING WEDNESDAY



1 PERCENT ON DIFFERENTIAL SCALE = 2 PERCENT ON RATE SCALE

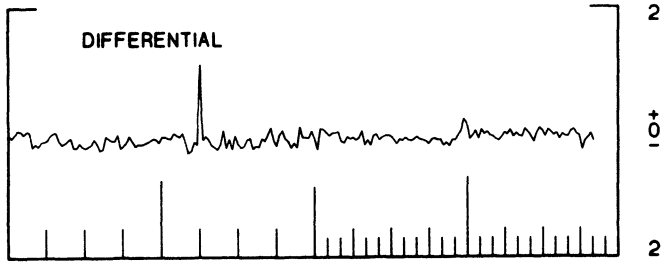
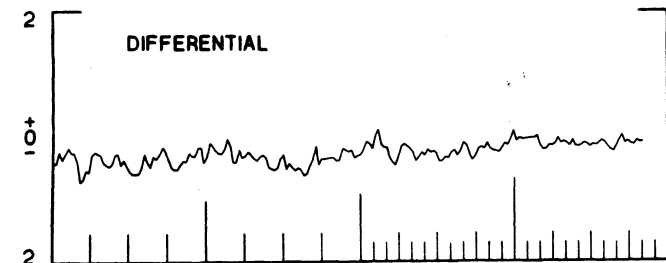
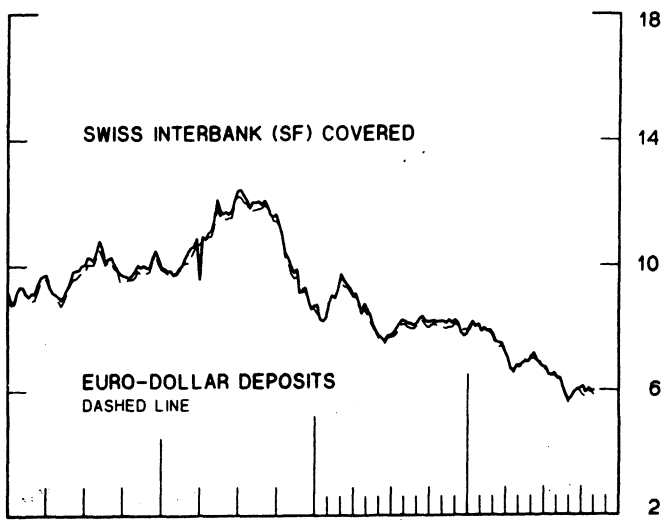
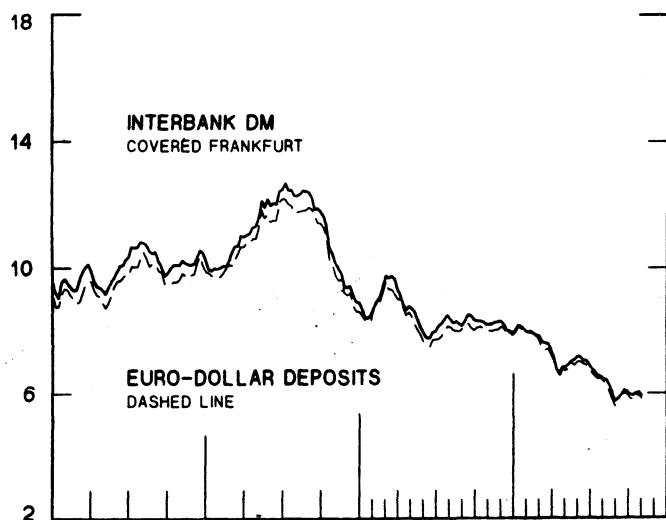
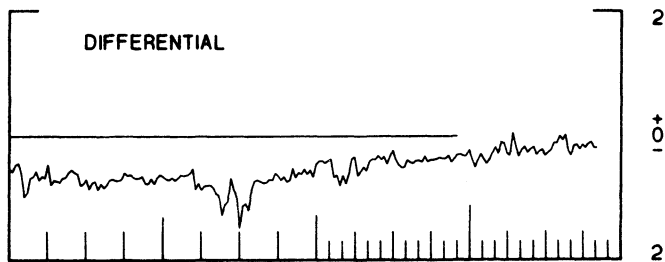
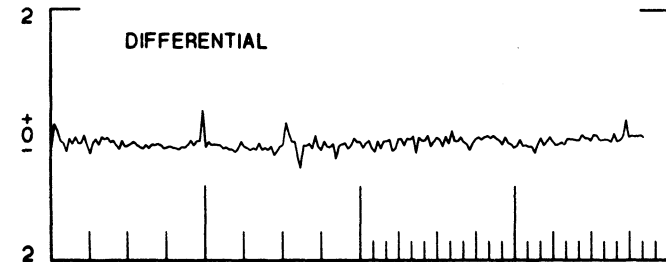
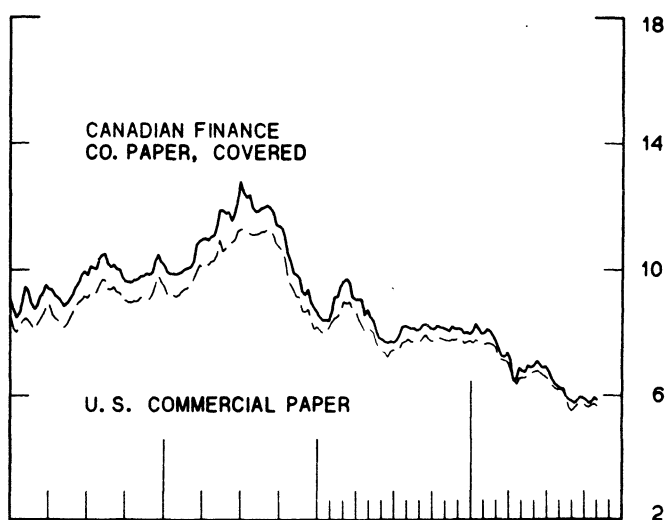

CHART 8

INTEREST ARBITRAGE: 3-MONTH FUNDS

DIFFERENTIAL: PLUS(+), INDICATES FAVOR DOLLAR ASSETS
AVERAGES FOR WEEK ENDING WEDNESDAY

PERCENT PER ANNUM

PERCENT PER ANNUM



1984

1986

1984

1986

1 PERCENT ON DIFFERENTIAL SCALE = 2 PERCENT ON RATE SCALE

CHART 9
LONG-TERM GOVERNMENT BOND YIELDS
 WEEKLY SERIES

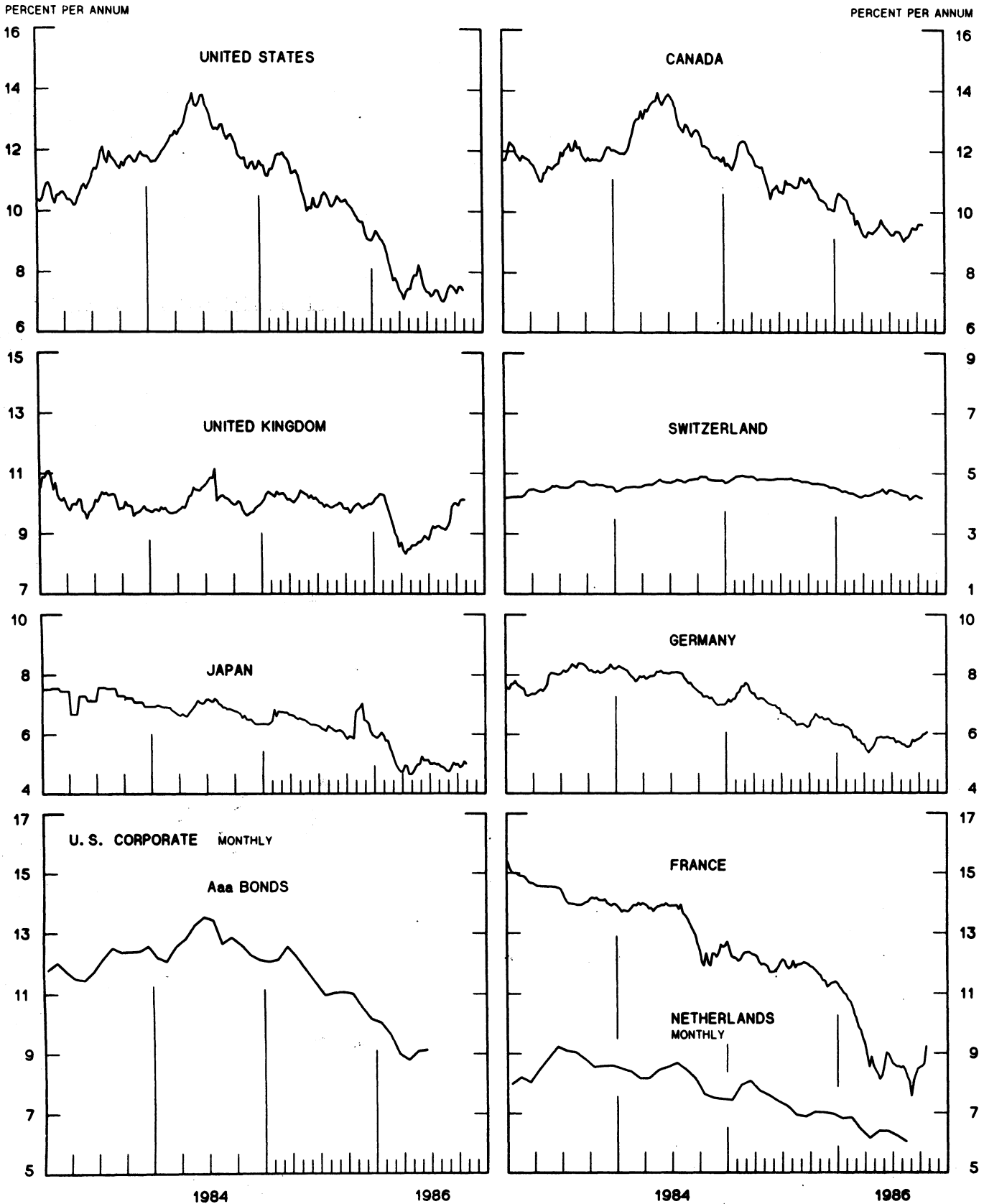
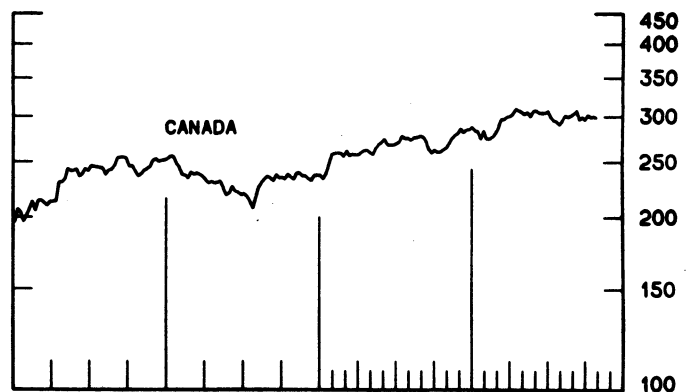
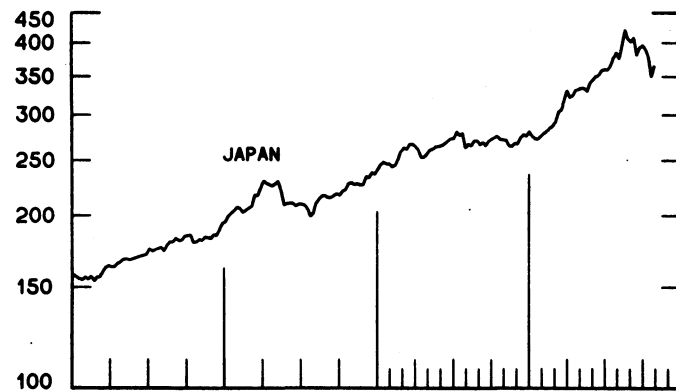
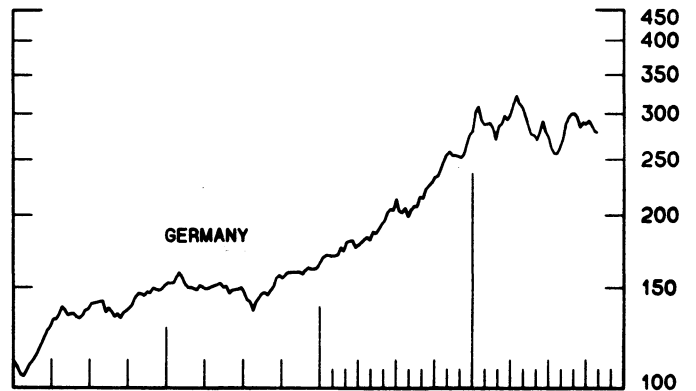
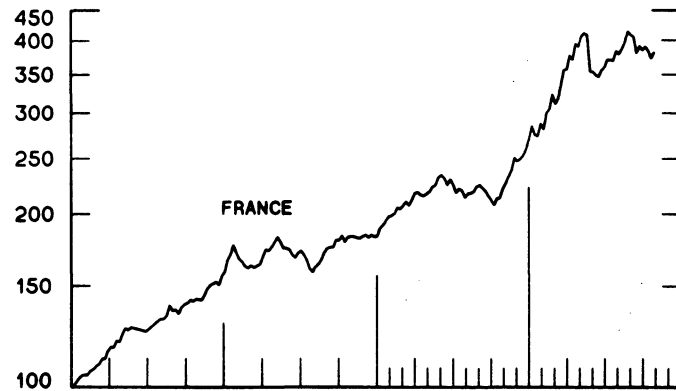
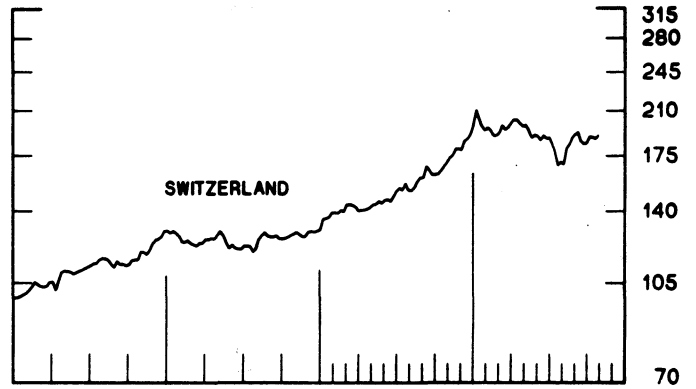
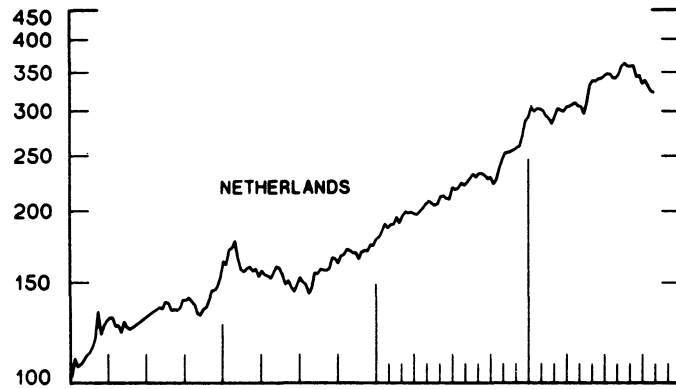
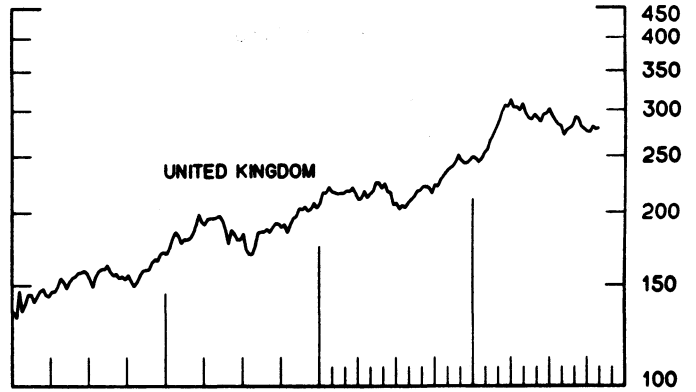
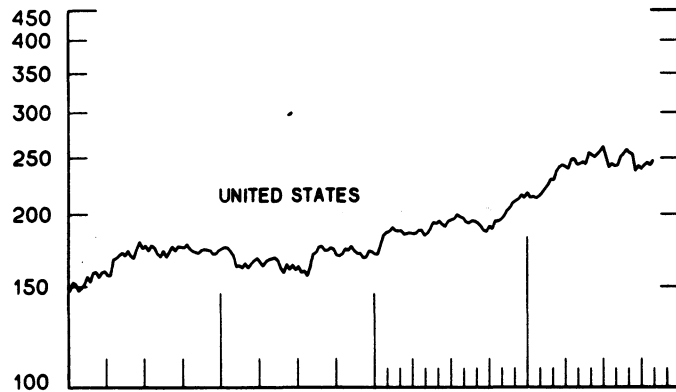


CHART 10
INDUSTRIAL STOCK INDICES
 WEEKLY SERIES

RATIO SCALE
 1969=100

RATIO SCALE
 1969=100



1984

1986

1984

1986

SERIES NAME

LAST VALUE PLOTTED
DATE VALUE

CHART 1. SPOT EXCHANGE RATES AND INDICES

WEEKLY AVERAGES, NOON BUYING RATES (U.S. CENTS)

GERMAN MARK	NOV. 5	48.55
JAPANESE YEN	NOV. 5	0.61157
DUTCH GUILDER	NOV. 5	42.98
U.K. POUND	NOV. 5	141.04
CANADIAN DOLLAR	NOV. 5	71.95
FRENCH FRANC	NOV. 5	14.88
SWISS FRANC	NOV. 5	58.31
BELGIAN FRANC	NOV. 5	2.33733
ITALIAN LIRA	NOV. 5	0.07022
SWEDISH KRONA	NOV. 5	14.21

INDICES, MARCH 1973 BASE RATES = 100

GERMAN MARK	NOV. 5	136.56
JAPANESE YEN	NOV. 5	160.13
DUTCH GUILDER	NOV. 5	123.37
U.K. POUND	NOV. 5	57.04
CANADIAN DOLLAR	NOV. 5	71.71
FRENCH FRANC	NOV. 5	67.05
SWISS FRANC	NOV. 5	187.60
BELGIAN FRANC	NOV. 5	92.10
ITALIAN LIRA	NOV. 5	39.89

WEIGHTED AVERAGE EXCHANGE VALUE INDICES, MAR 1973 = 100
(G-10 COUNTRIES PLUS SWITZERLAND)

U.S. DOLLAR	NOV. 5	109.27
GERMAN MARK	NOV. 5	157.81
JAPANESE YEN	NOV. 5	183.19
DUTCH GUILDER	NOV. 5	134.89
U.K. POUND	NOV. 5	58.13
CANADIAN DOLLAR	NOV. 5	75.34
FRENCH FRANC	NOV. 5	69.22
SWISS FRANC	NOV. 5	205.24
BELGIAN FRANC	NOV. 5	98.69
ITALIAN LIRA	NOV. 5	40.08
SWEDISH KRONA	NOV. 5	66.59

CHART 2. 3-MONTH FORWARD EXCHANGE RATES, PREMIUM OR DISCOUNT

CANADIAN DOLLAR	NOV. 5	-2.55
U.K. POUND	NOV. 5	-5.03
GERMAN MARK	NOV. 5	1.29
FRENCH FRANC	NOV. 5	-1.89
SWISS FRANC	NOV. 5	2.05
DUTCH GUILDER	NOV. 5	0.52
JAPANESE YEN	NOV. 5	1.36
ITALIAN LIRA	NOV. 5	-4.48

LAST VALUE PLOTTED
DATE VALUE

SERIES NAME

CHART 3. GOLD PRICE IN LONDON, AFTERNOON FIXING

U. S. DOLLARS PER FINE OUNCE	NOV. 5	405.39
------------------------------	--------	--------

CHART 4. CALL MONEY RATES

U. S. FEDERAL FUNDS	NOV. 5	6.02
OVERNIGHT EURO-DOLLAR DEPOSITS	NOV. 5	5.82
U. K.	NOV. 5	10.47
CANADA	NOV. 5	7.75
GERMANY	NOV. 5	4.60
JAPAN	NOV. 5	4.19
FRANCE	NOV. 5	7.26
NETHERLANDS	NOV. 5	5.23
SWITZERLAND	NOV. 5	1.00

CHART 5. 3-MONTH INTEREST RATES

U. S. 90-DAY CD'S, SECONDARY MARKET	NOV. 5	5.64
GERMAN INTERBANK LOAN	NOV. 5	4.61
JAPANESE GENSAKI RATE	NOV. 5	4.52
CANADIAN FINANCE PAPER	NOV. 5	8.45
INTERBANK STERLING	NOV. 5	11.03
SWISS INTERBANK LOAN	NOV. 5	3.90
FRENCH INTERBANK RATE	NOV. 5	7.38
NETHERLANDS INTERBANK RATE	NOV. 5	5.31
WEIGHTED AVERAGE FOREIGN INTEREST RATE (G-10 COUNTRIES PLUS SWITZERLAND)	NOV. 5	6.59

CHART 6. EURO-DOLLAR DEPOSIT RATES: LONDON

OVERNIGHT	NOV. 5	5.82
7-DAY	NOV. 5	5.85
1-MONTH	NOV. 5	5.85
3-MONTH	NOV. 5	5.84
6-MONTH	NOV. 5	5.84
1-YEAR	NOV. 5	5.94

CHART 7. SELECTED EURO-DOLLAR AND U. S. MONEY MARKET RATES

OVERNIGHT EURO-DOLLAR DEPOSITS	NOV. 5	5.82
U. S. FEDERAL FUNDS	NOV. 5	6.02
DIFFERENTIAL	NOV. 5	-0.19
3-MONTH EURO-DOLLAR DEPOSIT RATE	NOV. 5	5.84
U. S. 90-DAY CD'S, SECONDARY MARKET	NOV. 5	5.64
DIFFERENTIAL	NOV. 5	0.20

SERIES NAME

LAST VALUE PLOTTED
DATE VALUE

CHART 8. INTEREST ARBITRAGE, 3-MONTH FUNDS

EURO-DOLLAR DEPOSIT	NOV. 5	5.84
INTERBANK STERLING (LONDON), COVERED	NOV. 5	5.86
DIFFERENTIAL	NOV. 5	-0.02
U.S. COMMERCIAL PAPER	NOV. 5	5.65
CANADIAN FINANCE PAPER, COVERED	NOV. 5	5.84
DIFFERENTIAL	NOV. 5	-0.19
EURO-DOLLAR DEPOSIT	NOV. 5	5.84
INTERBANK DM (FRANKFURT), COVERED	NOV. 5	5.92
DIFFERENTIAL	NOV. 5	-0.08
EURO-DOLLAR DEPOSIT	NOV. 5	5.84
SWISS INTERBANK, COVERED	NOV. 5	5.97
DIFFERENTIAL	NOV. 5	-0.14

CHART 9. LONG TERM GOVERNMENT BOND YIELDS

UNITED STATES	OCT. 31	7.39
GERMANY	OCT. 31	6.05
JAPAN (MONTHLY)	OCT. 31	4.99
SWITZERLAND	OCT. 17	4.18
CANADA	OCT. 24	9.58
FRANCE	OCT. 24	9.23
NETHERLANDS (MONTHLY)	AUG.	6.03
UNITED KINGDOM	OCT. 31	10.11

U.S. CORPORATE

AAA BONDS	JUNE	9.13
-----------	------	------

CHART 10. STOCK INDICES

UNITED STATES	OCT. 29	246.86
UNITED KINGDOM	OCT. 29	278.60
CANADA	OCT. 29	298.30
GERMANY	OCT. 29	277.92
SWITZERLAND	OCT. 29	189.37
NETHERLANDS	OCT. 29	322.72
FRANCE	OCT. 29	380.76
JAPAN	OCT. 29	364.72

FEDERAL RESERVE statistical release



H.10 (512)

NOVEMBER 7, 1986

FOREIGN EXCHANGE RATES

FOR THE WEEK ENDING NOVEMBER 7, 1986

The Board of Governors of the Federal Reserve System is advised that the Federal Reserve Bank of New York has certified for customs purposes the following noon buying rates in New York City for cable transfers payable in foreign currencies:

COUNTRY	MONETARY UNIT	(CURRENCY UNITS PER DOLLAR)				
		NOV. 3	NOV. 4	NOV. 5	NOV. 6	NOV. 7
*AUSTRALIA	DOLLAR	64.02	64.13	64.28	64.21	64.38
AUSTRIA	SCHILLING	14.510	14.480	14.530	14.510	14.528
BELGIUM	FRANC	42.850	42.760	42.840	42.760	42.880
BRAZIL	CRUZADO	14.09	14.09	14.09	14.09	14.09
CANADA	DOLLAR	1.3913	1.3905	1.3885	1.3876	1.3885
CHINA, P. R.	YUAN	3.7314	3.7314	3.7314	3.7314	3.7314
DENMARK	KRONE	7.7720	7.7520	7.7810	7.7640	7.7760
FINLAND	MARKKA	5.0175	5.0120	5.0120	5.0020	4.9960
FRANCE	FRANC	6.7370	6.7170	6.7340	6.7225	6.7375
GERMANY	D. MARK	2.0640	2.0580	2.0680	2.0615	2.0655
GREECE	DRACHMA	140.000	139.750	140.750	140.500	140.400
HONG KONG	DOLLAR	7.8030	7.8015	7.8030	7.8025	7.8020
INDIA	RUPEE	12.9500	12.9600	12.9400	12.9900	13.0100
*IRELAND	POUND	132.18	132.47	132.07	132.40	132.12
ITALY	LIRA	1424.75	1422.00	1426.50	1424.00	1427.75
JAPAN	YEN	164.00	163.92	164.50	163.30	163.20
MALAYSIA	RINGGIT	2.6230	2.6225	2.6240	2.6250	2.6245
NETHERLANDS	GUILDER	2.3320	2.3245	2.3320	2.3280	2.3330
*NEW ZEALAND	DOLLAR	50.450	50.300	50.430	50.700	51.180
NORWAY	KRONE	7.5310	7.5260	7.5400	7.5220	7.5350
PORTUGAL	ESCUDO	151.300	150.800	151.050	150.950	151.150
SINGAPORE	DOLLAR	2.1995	2.1955	2.1980	2.1950	2.1930
*SOUTH AFRICA	RAND	43.62	44.00	43.90	43.85	44.05
SOUTH KOREA	WON	877.50	877.60	876.70	876.60	876.00
SPAIN	PESETA	138.450	137.870	138.050	137.600	137.950
SRI LANKA	RUPEE	28.467	28.467	28.462	28.458	28.480
SWEDEN	KRONA	7.0430	7.0270	7.0380	7.0330	7.0300
SWITZERLAND	FRANC	1.7182	1.7160	1.7260	1.7195	1.7200
TAIWAN	DOLLAR	36.530	36.520	36.510	36.500	36.490
THAILAND	BAHT	26.320	26.330	26.320	26.310	26.290
*UNITED KINGDOM	POUND	141.13	141.48	142.30	143.10	142.58
MEMO:						
*UNITED STATES	DOLLAR	109.44	109.21	109.42	109.07	109.26

*INDEX OF WEIGHTED AVERAGE EXCHANGE VALUE OF U.S. DOLLAR AGAINST CURRENCIES OF OTHER G-10 COUNTRIES. MARCH 1973 = 100. WEIGHTS ARE 1972-76 GLOBAL TRADE OF EACH OF THE 10 COUNTRIES. SERIES REVISED AS OF AUGUST 1978. FOR DESCRIPTION AND BACK DATA, SEE "INDEX OF THE WEIGHTED-AVERAGE EXCHANGE VALUE OF THE U.S. DOLLAR: REVISION" ON PAGE 700 OF THE AUGUST 1978 FEDERAL RESERVE BULLETIN.

*VALUE IS U.S. CENTS