

Selected Interest & Exchange Rates

Weekly Series of Charts

November 3, 1986

**Prepared by the
FINANCIAL MARKETS
SECTION**

**DIVISION OF
INTERNATIONAL FINANCE**

**BOARD OF GOVERNORS
FEDERAL RESERVE SYSTEM
Washington, D.C. 20551**

Table of Contents

TABLES

1. LATEST FIGURES PLOTTED
2. DAILY CERTIFIED SPOT EXCHANGE RATES--
H.10 RELEASE

CHARTS

1. SPOT EXCHANGE RATE INDICES
2. 3-MONTH FORWARD EXCHANGE RATES
3. GOLD PRICE--LONDON
4. CALL MONEY RATES
5. 3-MONTH INTEREST RATES
6. EURO-DOLLAR DEPOSIT RATES
7. SELECTED EURO-DOLLAR AND U.S. MONEY MARKET RATES
8. INTEREST ARBITRAGE: 3-MONTH FUNDS
9. LONG-TERM GOVERNMENT BOND YIELDS
10. INDUSTRIAL STOCK INDICES

SUBSCRIPTION RATES:

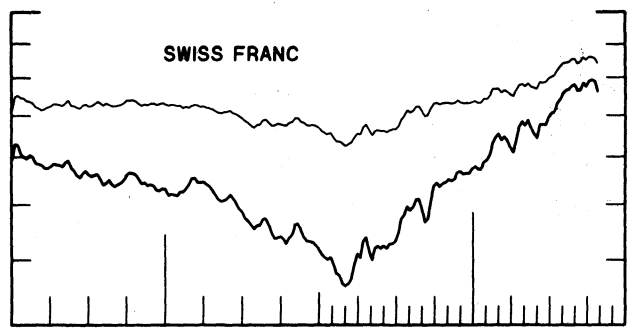
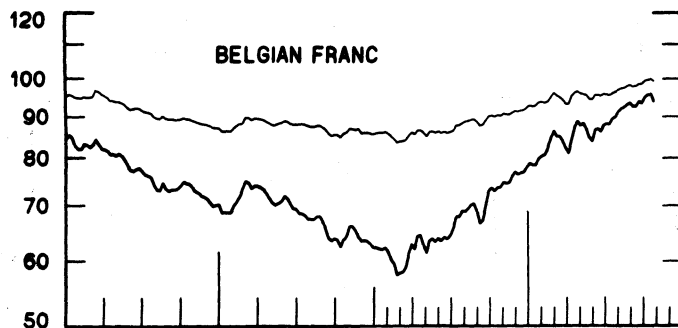
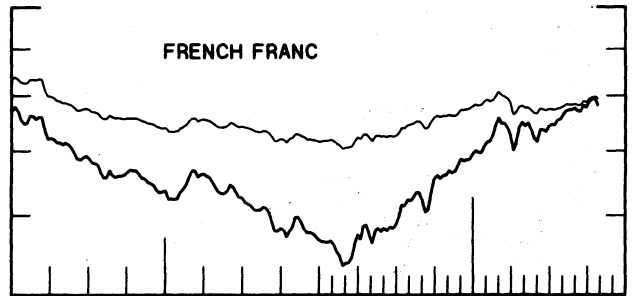
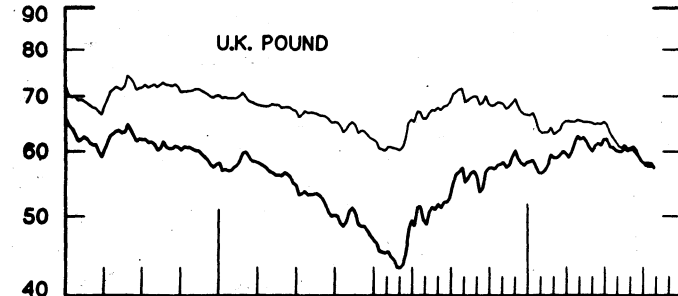
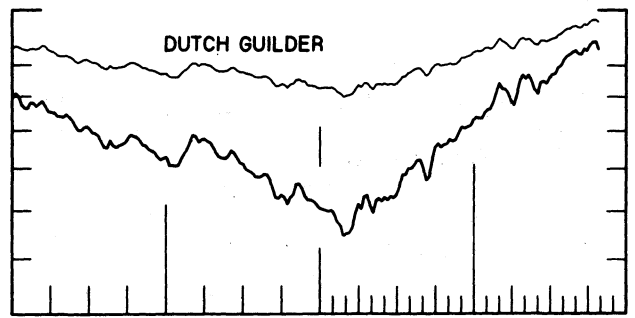
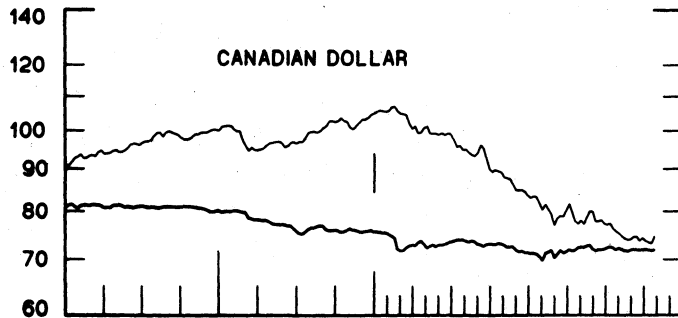
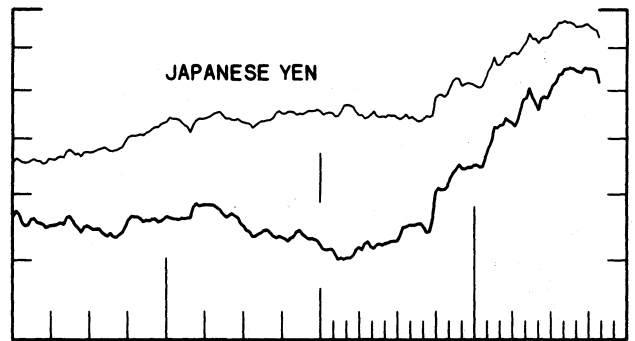
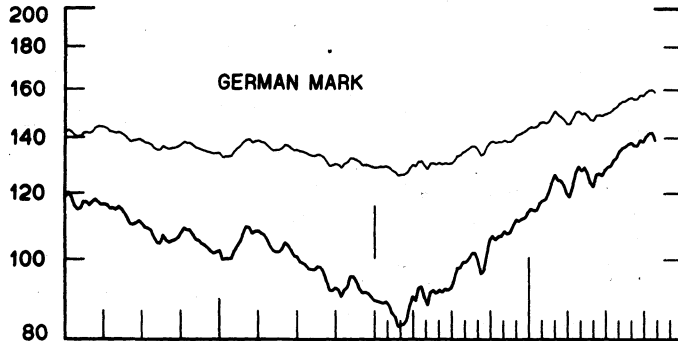
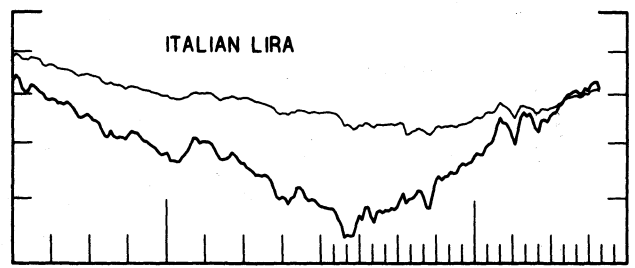
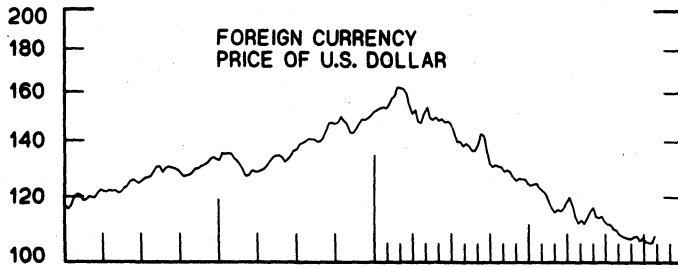
Weekly \$15.00 per year or \$.40 each in the United States, its possessions, Canada, and Mexico; 10 or more of the same issue to one address, \$13.50 per year or \$.35 each. Elsewhere, \$20.00 per year or \$.50 each. Address requests to Publications Services, Division of Administrative Services, and make payment remittance payable to the order of the Board of Governors of the Federal Reserve System in a form collectible at par in U.S. Currency.

SPOT EXCHANGE INDICES

DOLLAR PRICES OF FOREIGN CURRENCIES AND WEIGHTED AVERAGE VALUES (THIN LINE)
AVERAGES FOR WEEK ENDING WEDNESDAY

RATIO SCALE
MARCH 1973=100

RATIO SCALE
MARCH 1973=100



1984

1986

1984

1986

CHART 2
3-MONTH FORWARD EXCHANGE RATES

PREMIUM (+) OR (-)
AVERAGES FOR WEEK ENDING WEDNESDAY

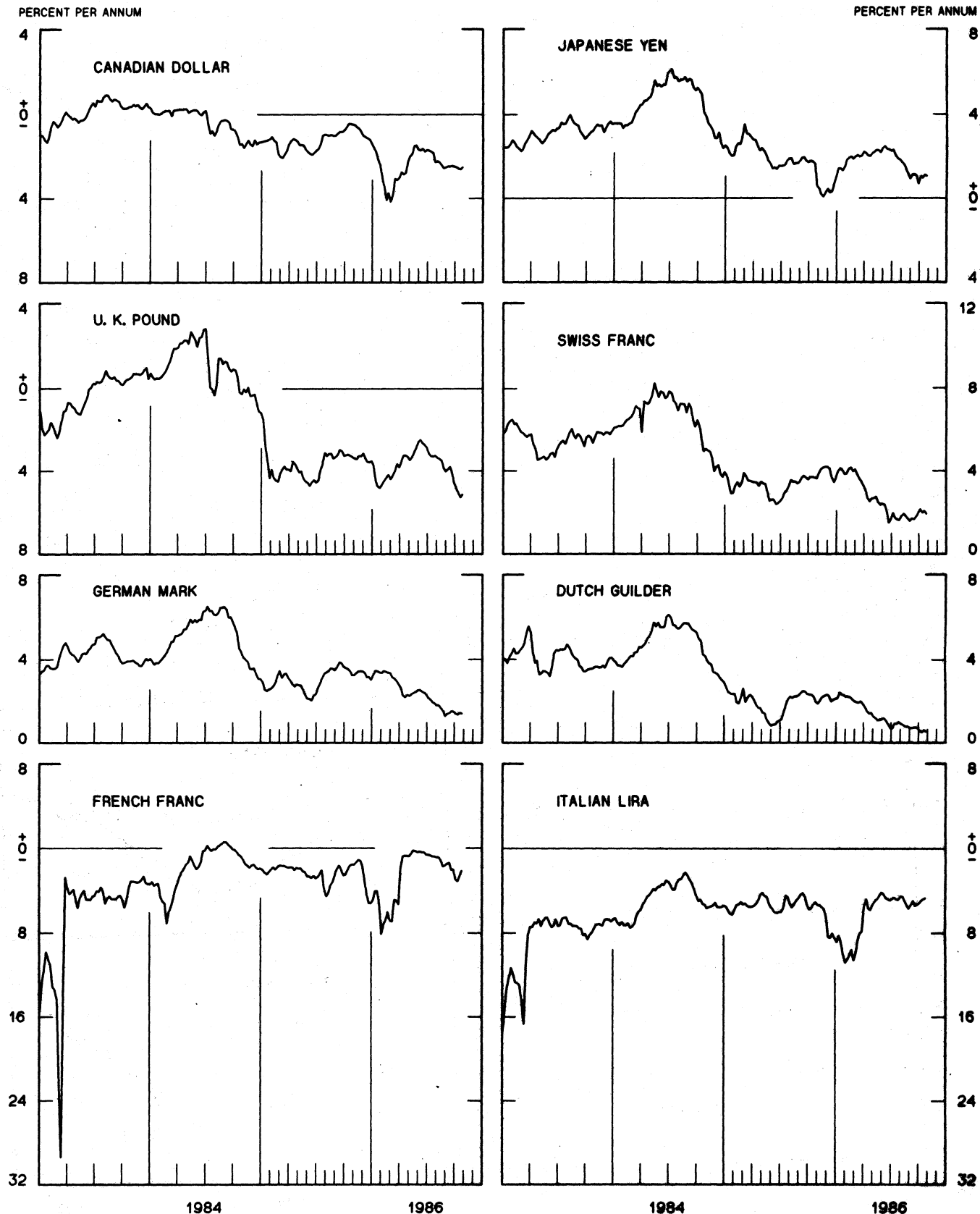


CHART 3
PRICE OF GOLD IN LONDON
AVERAGES FOR WEEK ENDING WEDNESDAY

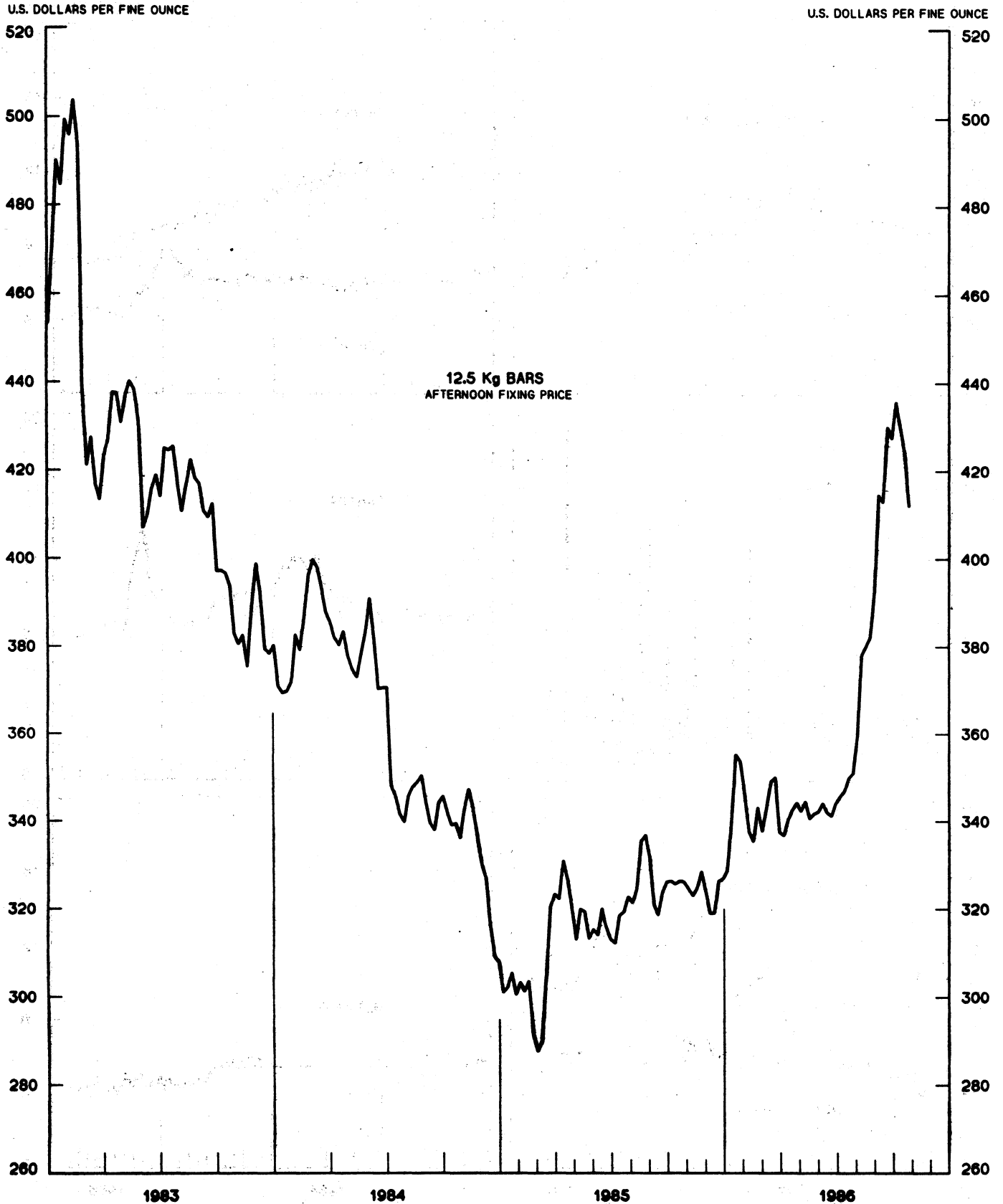


CHART 4
CALL MONEY RATES
WEEKLY SERIES

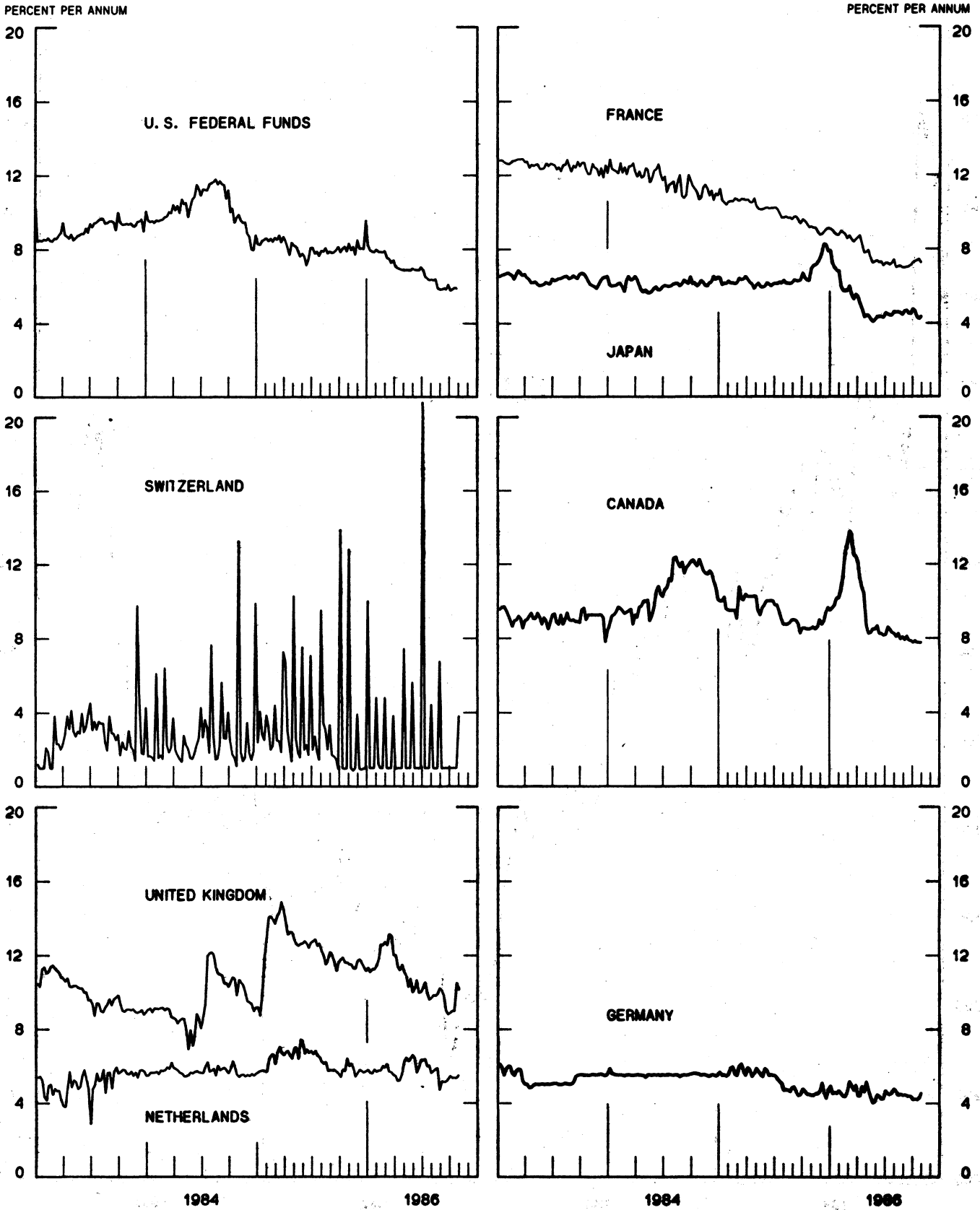


CHART 5
3-MONTH INTEREST RATES
 WEEKLY SERIES

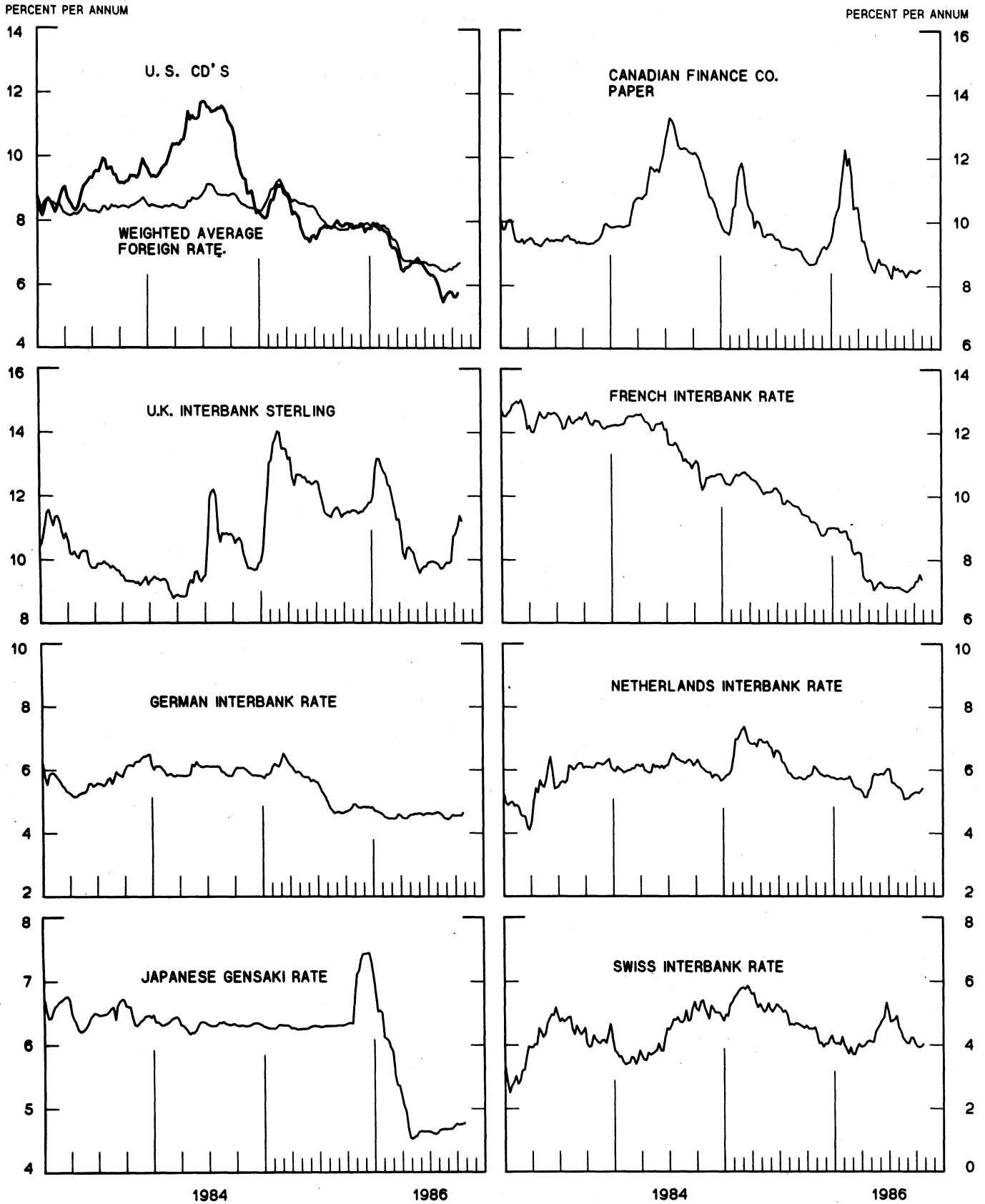


CHART 6
EURO-DOLLAR DEPOSIT RATES LONDON
AVERAGES FOR WEEK ENDING WEDNESDAY

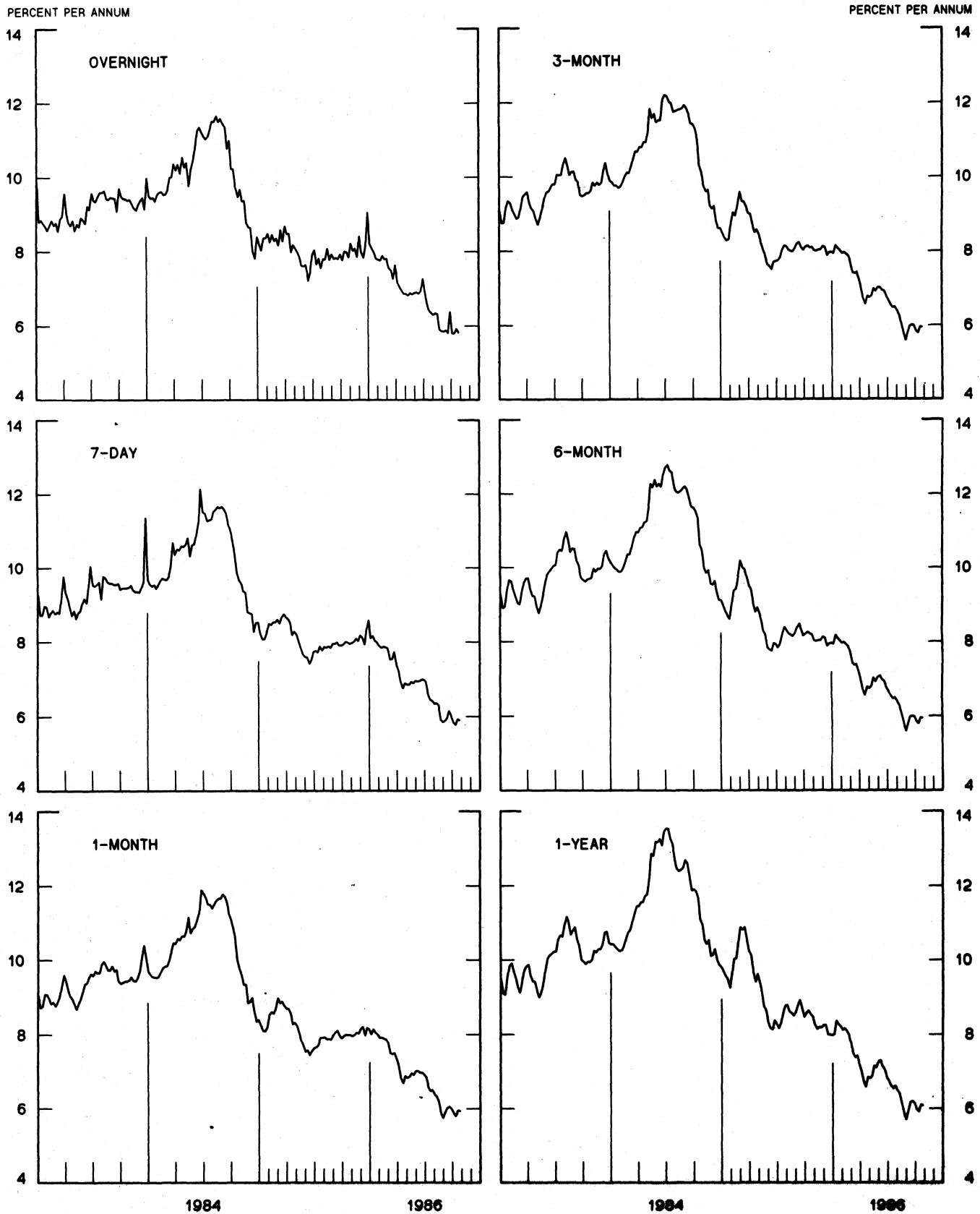
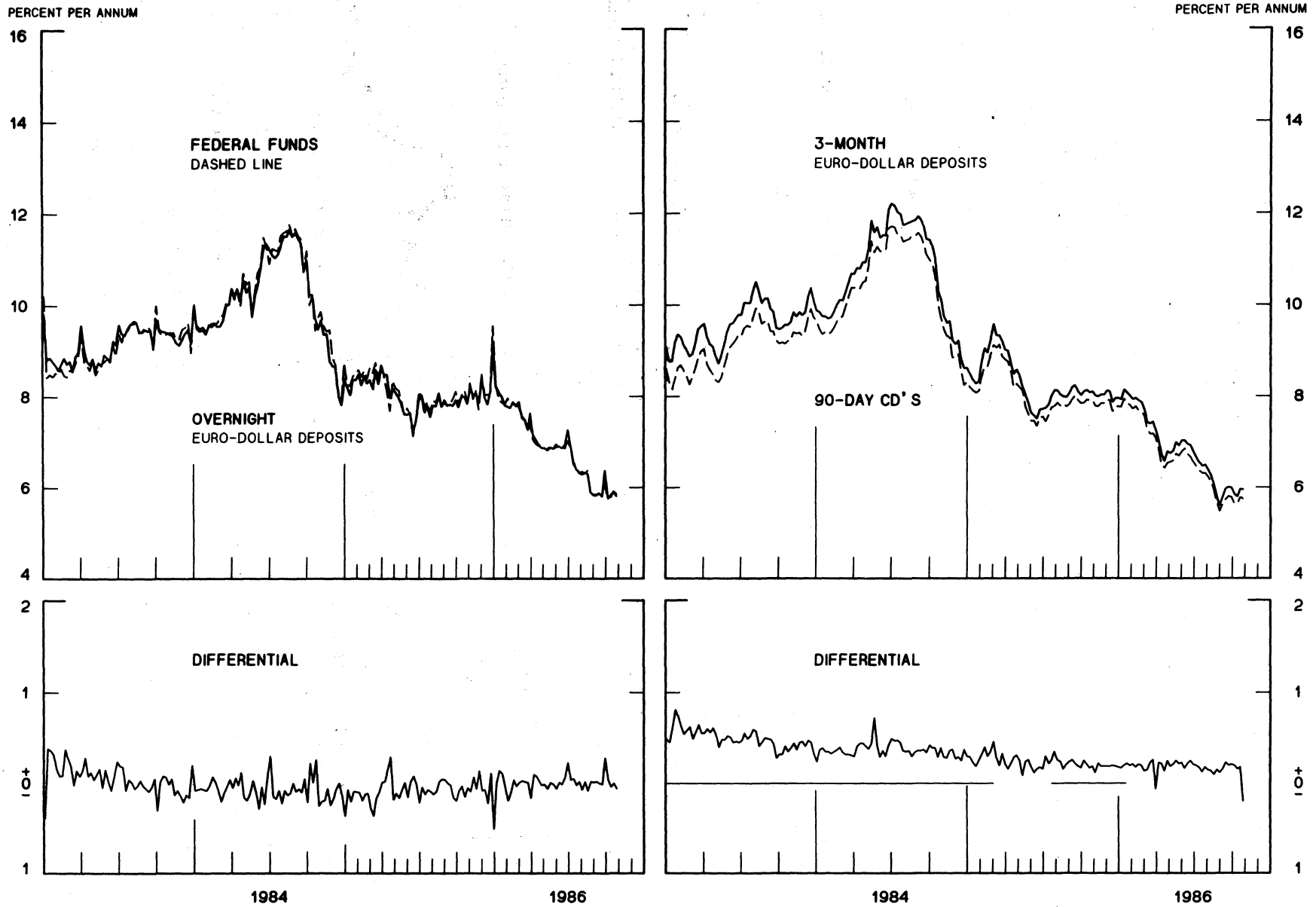


CHART 7
SELECTED EURO-DOLLAR AND U. S. MONEY MARKET RATES

DIFFERENTIAL: PLUS(+), FAVORS BORROWING IN U. S.
 AVERAGES FOR WEEK ENDING WEDNESDAY



1 PERCENT ON DIFFERENTIAL SCALE = 2 PERCENT ON RATE SCALE

INTEREST ARBITRAGE: 3-MONTH FUNDS

DIFFERENTIAL: PLUS(+), INDICATES FAVOR DOLLAR ASSETS
AVERAGES FOR WEEK ENDING WEDNESDAY

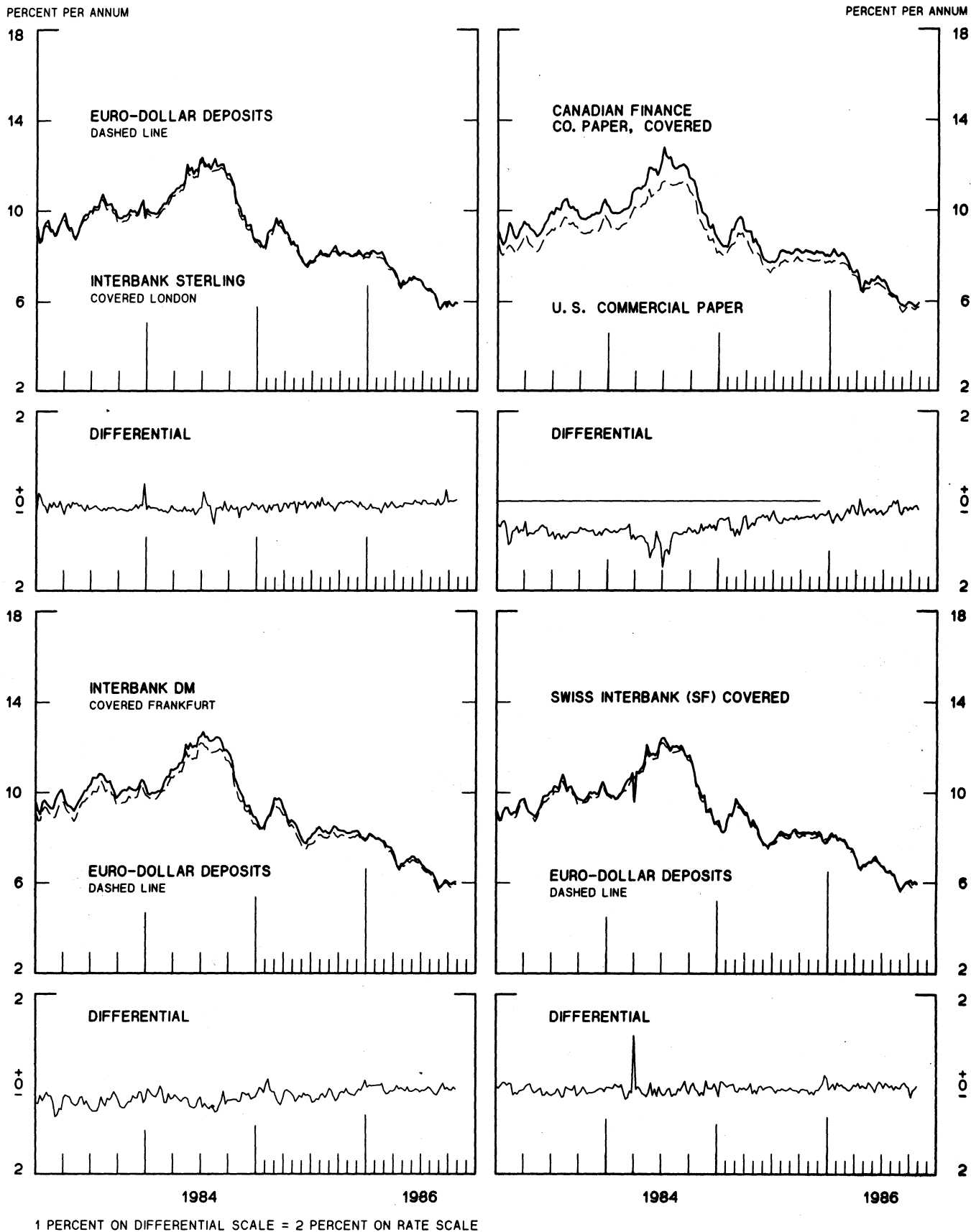


CHART 9
LONG-TERM GOVERNMENT BOND YIELDS
 WEEKLY SERIES

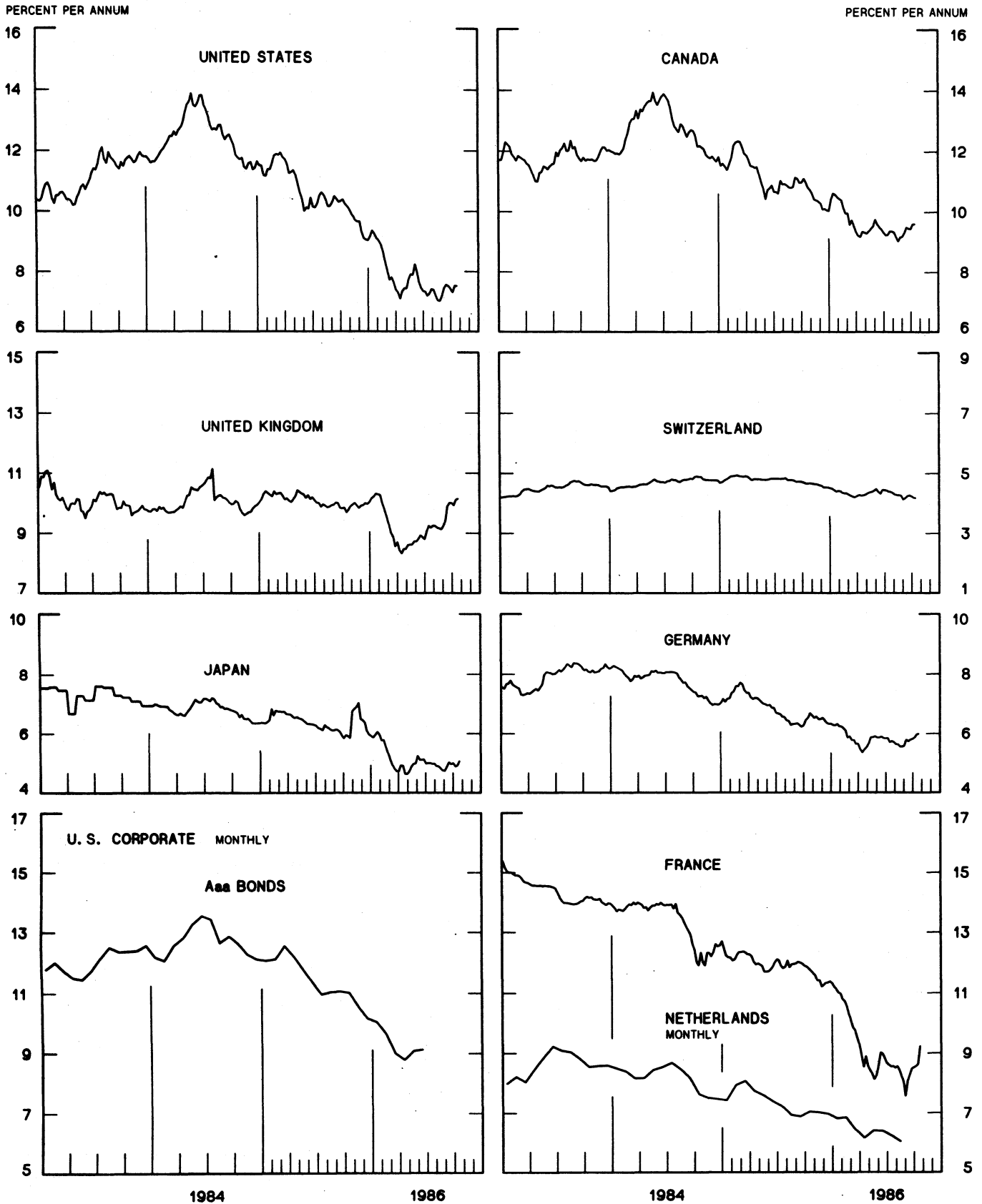
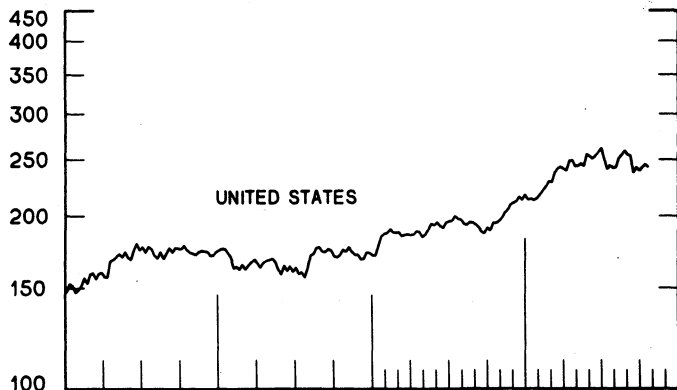
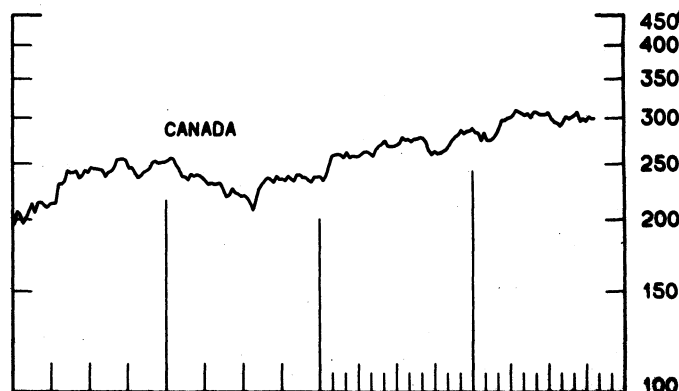
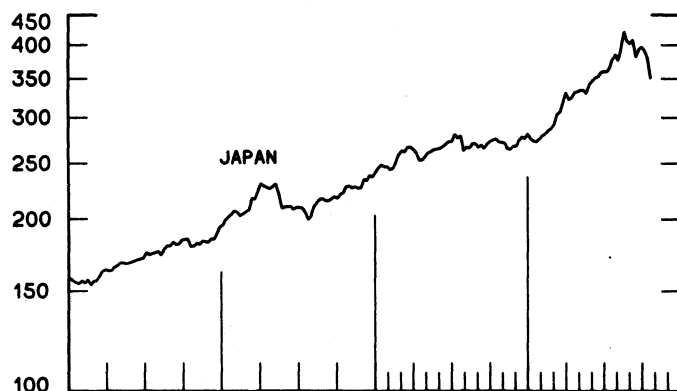
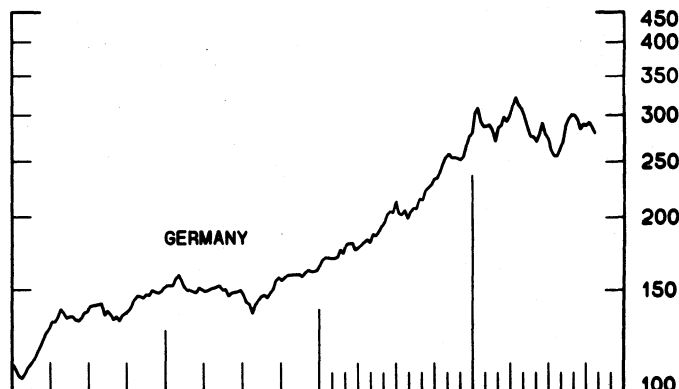
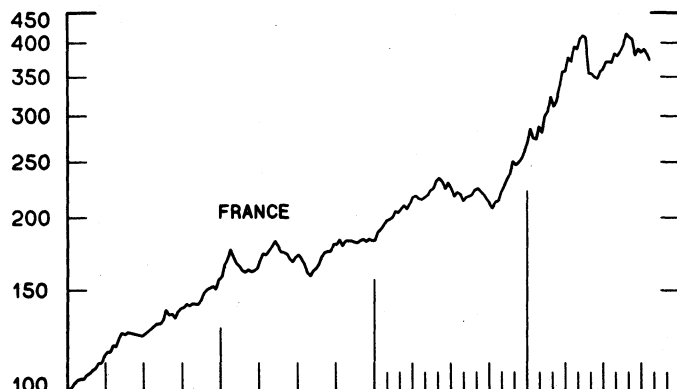
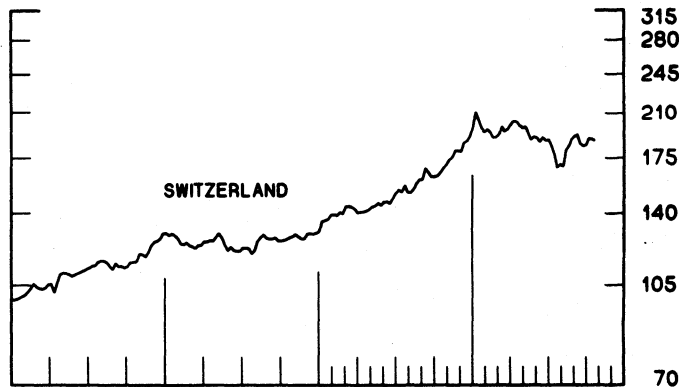
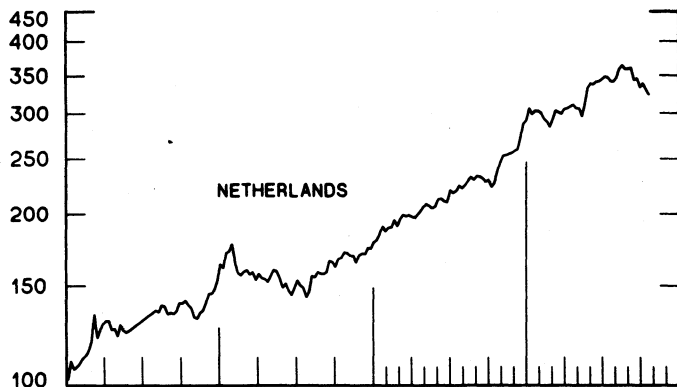
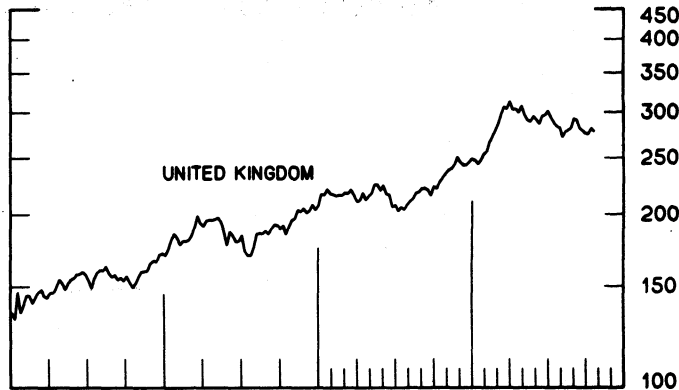


CHART 10
INDUSTRIAL STOCK INDICES
WEEKLY SERIES

RATIO SCALE
1969=100



RATIO SCALE
1969=100



1984

1986

1984

1986

SERIES NAME

LAST VALUE PLOTTED
DATE VALUE

CHART 1. SPOT EXCHANGE RATES AND INDICES

WEEKLY AVERAGES, NOON BUYING RATES (U.S. CENTS)

GERMAN MARK	OCT. 29	49.33
JAPANESE YEN	OCT. 29	0.62442
DUTCH GUILDER	OCT. 29	43.65
U.K. POUND	OCT. 29	141.40
CANADIAN DOLLAR	OCT. 29	72.03
FRENCH FRANC	OCT. 29	15.09
SWISS FRANC	OCT. 29	59.80
BELGIAN FRANC	OCT. 29	2.37682
ITALIAN LIRA	OCT. 29	0.07137
SWEDISH KRONA	OCT. 29	14.39

INDICES, MARCH 1973 BASE RATES = 100

GERMAN MARK	OCT. 29	138.76
JAPANESE YEN	OCT. 29	163.49
DUTCH GUILDER	OCT. 29	125.31
U.K. POUND	OCT. 29	57.19
CANADIAN DOLLAR	OCT. 29	71.79
FRENCH FRANC	OCT. 29	67.99
SWISS FRANC	OCT. 29	192.38
BELGIAN FRANC	OCT. 29	93.66
ITALIAN LIRA	OCT. 29	40.55

WEIGHTED AVERAGE EXCHANGE VALUE INDICES, MAR 1973 = 100
(G-10 COUNTRIES PLUS SWITZERLAND)

U.S. DOLLAR	OCT. 29	107.79
GERMAN MARK	OCT. 29	158.80
JAPANESE YEN	OCT. 29	185.27
DUTCH GUILDER	OCT. 29	135.60
U.K. POUND	OCT. 29	57.61
CANADIAN DOLLAR	OCT. 29	74.57
FRENCH FRANC	OCT. 29	69.47
SWISS FRANC	OCT. 29	208.32
BELGIAN FRANC	OCT. 29	99.32
ITALIAN LIRA	OCT. 29	40.33
SWEDISH KRONA	OCT. 29	66.69

CHART 2. 3-MONTH FORWARD EXCHANGE RATES, PREMIUM OR DISCOUNT

CANADIAN DOLLAR	OCT. 29	-2.52
U.K. POUND	OCT. 29	-5.13
GERMAN MARK	OCT. 29	1.40
FRENCH FRANC	OCT. 29	-2.13
SWISS FRANC	OCT. 29	1.92
DUTCH GUILDER	OCT. 29	0.53
JAPANESE YEN	OCT. 29	1.04
ITALIAN LIRA	OCT. 29	-4.75

SERIES NAME	LAST VALUE PLOTTED DATE	VALUE
CHART 3. GOLD PRICE IN LONDON, AFTERNOON FIXING		
U. S. DOLLARS PER FINE OUNCE	OCT. 29	412.03
CHART 4. CALL MONEY RATES		
U. S. FEDERAL FUNDS	OCT. 29	5.86
OVERNIGHT EURO-DOLLAR DEPOSITS	OCT. 29	5.80
U. K.	OCT. 29	10.13
CANADA	OCT. 29	7.75
GERMANY	OCT. 29	4.56
JAPAN	OCT. 29	4.35
FRANCE	OCT. 29	7.24
NETHERLANDS	OCT. 29	5.49
SWITZERLAND	OCT. 29	3.80
CHART 5. 3-MONTH INTEREST RATES		
U. S. 90-DAY CD'S, SECONDARY MARKET	OCT. 29	5.74
GERMAN INTERBANK LOAN	OCT. 29	4.63
JAPANESE GENSAKI RATE	OCT. 29	4.77
CANADIAN FINANCE PAPER	OCT. 29	8.50
INTERBANK STERLING	OCT. 29	11.19
SWISS INTERBANK LOAN	OCT. 29	4.02
FRENCH INTERBANK RATE	OCT. 29	7.38
NETHERLANDS INTERBANK RATE	OCT. 29	5.41
WEIGHTED AVERAGE FOREIGN INTEREST RATE (G-10 COUNTRIES PLUS SWITZERLAND)	OCT. 29	6.69
CHART 6. EURO-DOLLAR DEPOSIT RATES: LONDON		
OVERNIGHT	OCT. 29	5.80
7-DAY	OCT. 29	5.89
1-MONTH	OCT. 29	5.93
3-MONTH	OCT. 29	5.94
6-MONTH	OCT. 29	5.94
1-YEAR	OCT. 29	6.08
CHART 7. SELECTED EURO-DOLLAR AND U. S. MONEY MARKET RATES		
OVERNIGHT EURO-DOLLAR DEPOSITS	OCT. 29	5.80
U. S. FEDERAL FUNDS	OCT. 29	5.86
DIFFERENTIAL	OCT. 29	-0.06
3-MONTH EURO-DOLLAR DEPOSIT RATE	OCT. 29	5.94
U. S. 90-DAY CD'S, SECONDARY MARKET	OCT. 29	5.74
DIFFERENTIAL	OCT. 29	-0.20

SERIES NAME	LAST VALUE PLOTTED	
	DATE	VALUE
CHART 8. INTEREST ARBITRAGE, 3-MONTH FUNDS		
EURO-DOLLAR DEPOSIT	OCT. 29	5.94
INTERBANK STERLING (LONDON), COVERED	OCT. 29	5.91
DIFFERENTIAL	OCT. 29	0.03
U.S. COMMERCIAL PAPER	OCT. 29	5.73
CANADIAN FINANCE PAPER, COVERED	OCT. 29	5.92
DIFFERENTIAL	OCT. 29	-0.19
EURO-DOLLAR DEPOSIT	OCT. 29	5.94
INTERBANK DM (FRANKFURT), COVERED	OCT. 29	6.05
DIFFERENTIAL	OCT. 29	-0.11
EURO-DOLLAR DEPOSIT	OCT. 29	5.94
SWISS INTERBANK, COVERED	OCT. 29	5.96
DIFFERENTIAL	OCT. 29	-0.03

CHART 9. LONG TERM GOVERNMENT BOND YIELDS

UNITED STATES	OCT. 24	7.52
GERMANY	OCT. 24	5.99
JAPAN (MONTHLY)	OCT. 24	5.08
SWITZERLAND	OCT. 17	4.18
CANADA	OCT. 17	9.60
FRANCE	OCT. 24	9.23
NETHERLANDS (MONTHLY)	AUG.	6.03
UNITED KINGDOM	OCT. 24	10.14
U.S. CORPORATE		
AAA BONDS	JUNE	9.13

CHART 10. STOCK INDICES

UNITED STATES	OCT. 22	242.25
UNITED KINGDOM	OCT. 22	277.54
CANADA	OCT. 22	299.27
GERMANY	OCT. 22	279.04
SWITZERLAND	OCT. 22	187.26
NETHERLANDS	OCT. 22	324.41
FRANCE	OCT. 22	372.91
JAPAN	OCT. 22	350.06

FEDERAL RESERVE statistical release



H.10 (512)

OCTOBER 31, 1986

FOREIGN EXCHANGE RATES

FOR THE WEEK ENDING OCTOBER 31, 1986

The Board of Governors of the Federal Reserve System is advised that the Federal Reserve Bank of New York has certified for customs purposes the following noon buying rates in New York City for cable transfers payable in foreign currencies:

COUNTRY	MONETARY UNIT	(CURRENCY UNITS PER DOLLAR)				
		OCT. 27	OCT. 28	OCT. 29	OCT. 30	OCT. 31
*AUSTRALIA	DOLLAR	64.12	64.31	64.25	64.18	64.08
AUSTRIA	SCHILLING	14.410	14.313	14.275	14.445	14.510
BELGIUM	FRANC	42.510	42.210	42.120	42.630	42.840
BRAZIL	CRUZADO	14.09	14.09	14.09	14.09	14.09
CANADA	DOLLAR	1.3878	1.3884	1.3886	1.3884	1.3905
CHINA, P. R.	YUAN	3.7314	3.7314	3.7314	3.7314	3.7314
DENMARK	KRONE	7.7120	7.6550	7.6415	7.7330	7.7710
FINLAND	MARKKA	4.9810	4.9535	4.9505	5.0080	5.0200
FRANCE	FRANC	6.6880	6.6470	6.6265	6.7000	6.7175
GERMANY	D. MARK	2.0475	2.0335	2.0295	2.0525	2.0610
GREECE	DRACHMA	138.300	137.700	137.800	139.000	140.200
HONG KONG	DOLLAR	7.8035	7.7990	7.8000	7.8000	7.7995
INDIA	RUPEE	12.9700	12.9200	12.9300	12.9500	12.9800
*IRELAND	POUND	133.10	134.45	134.28	132.58	132.25
ITALY	LIBRA	1413.25	1405.00	1403.00	1421.00	1426.00
JAPAN	YEN	160.70	160.10	160.50	161.78	163.40
MALAYSIA	RINGGIT	2.6255	2.6225	2.6225	2.6230	2.6250
NETHERLANDS	GUILDER	2.3138	2.2965	2.2940	2.3195	2.3265
*NEW ZEALAND	DOLLAR	50.700	50.650	50.600	50.550	50.700
NORWAY	KRONE	7.4600	7.4210	7.4240	7.5020	7.5190
PORTUGAL	ESCUDO	150.500	149.150	149.000	150.500	151.750
SINGAPORE	DOLLAR	2.1845	2.1845	2.1850	2.1900	2.2000
*SOUTH AFRICA	RAND	43.65	43.85	43.75	43.60	43.60
SOUTH KOREA	WON	878.60	878.50	877.10	877.10	877.20
SPAIN	PESETA	136.850	136.050	136.000	137.450	138.320
SRI LANKA	RUPEE	28.477	28.465	28.460	28.465	28.465
SWEDEN	KRONA	6.9980	6.9570	6.9650	7.0310	7.0380
SWITZERLAND	FRANC	1.6930	1.6765	1.6760	1.7035	1.7110
TAIWAN	DOLLAR	36.570	36.560	36.550	36.540	NA
THAILAND	BAHT	26.270	26.250	26.220	26.200	26.260
*UNITED KINGDOM	POUND	140.65	141.55	141.15	139.73	140.55
MEMO:						
*UNITED STATES	DOLLAR	108.58	107.97	107.92	108.99	109.33

*INDEX OF WEIGHTED AVERAGE EXCHANGE VALUE OF U.S. DOLLAR AGAINST CURRENCIES OF OTHER 6-10 COUNTRIES. MARCH 1973 = 100. WEIGHTS ARE 1972-76 GLOBAL TRADE OF EACH OF THE 10 COUNTRIES. SERIES REVISED AS OF AUGUST 1978. FOR DESCRIPTION AND BACK DATA, SEE "INDEX OF THE WEIGHTED-AVERAGE EXCHANGE VALUE OF THE U.S. DOLLAR: REVISION" ON PAGE 700 OF THE AUGUST 1978 FEDERAL RESERVE BULLETIN.

*VALUE IS U.S. CENTS