

Selected Interest & Exchange Rates

Weekly Series of Charts

October 20, 1986

**Prepared by the
FINANCIAL MARKETS
SECTION**

**DIVISION OF
INTERNATIONAL FINANCE**

**BOARD OF GOVERNORS
FEDERAL RESERVE SYSTEM
Washington, D.C. 20551**

Table of Contents

TABLES

1. LATEST FIGURES PLOTTED
2. DAILY CERTIFIED SPOT EXCHANGE RATES--
H.10 RELEASE

CHARTS

1. SPOT EXCHANGE RATE INDICES
2. 3-MONTH FORWARD EXCHANGE RATES
3. GOLD PRICE--LONDON
4. CALL MONEY RATES
5. 3-MONTH INTEREST RATES
6. EURO-DOLLAR DEPOSIT RATES
7. SELECTED EURO-DOLLAR AND
U.S. MONEY MARKET RATES
8. INTEREST ARBITRAGE: 3-MONTH FUNDS
9. LONG-TERM GOVERNMENT BOND YIELDS
10. INDUSTRIAL STOCK INDICES

SUBSCRIPTION RATES:

Weekly \$15.00 per year or \$.40 each in the United States, its possessions, Canada, and Mexico; 10 or more of the same issue to one address, \$13.50 per year or \$.35 each. Elsewhere, \$20.00 per year or \$.50 each. Address requests to Publications Services, Division of Administrative Services, and make payment remittance payable to the order of the Board of Governors of the Federal Reserve System in a form collectible at par in U.S. Currency.

CHART 1

SPOT EXCHANGE INDICES

DOLLAR PRICES OF FOREIGN CURRENCIES AND WEIGHTED AVERAGE VALUES (THIN LINE)
AVERAGES FOR WEEK ENDING WEDNESDAY

RATIO SCALE
MARCH 1973=100

RATIO SCALE
MARCH 1973=100

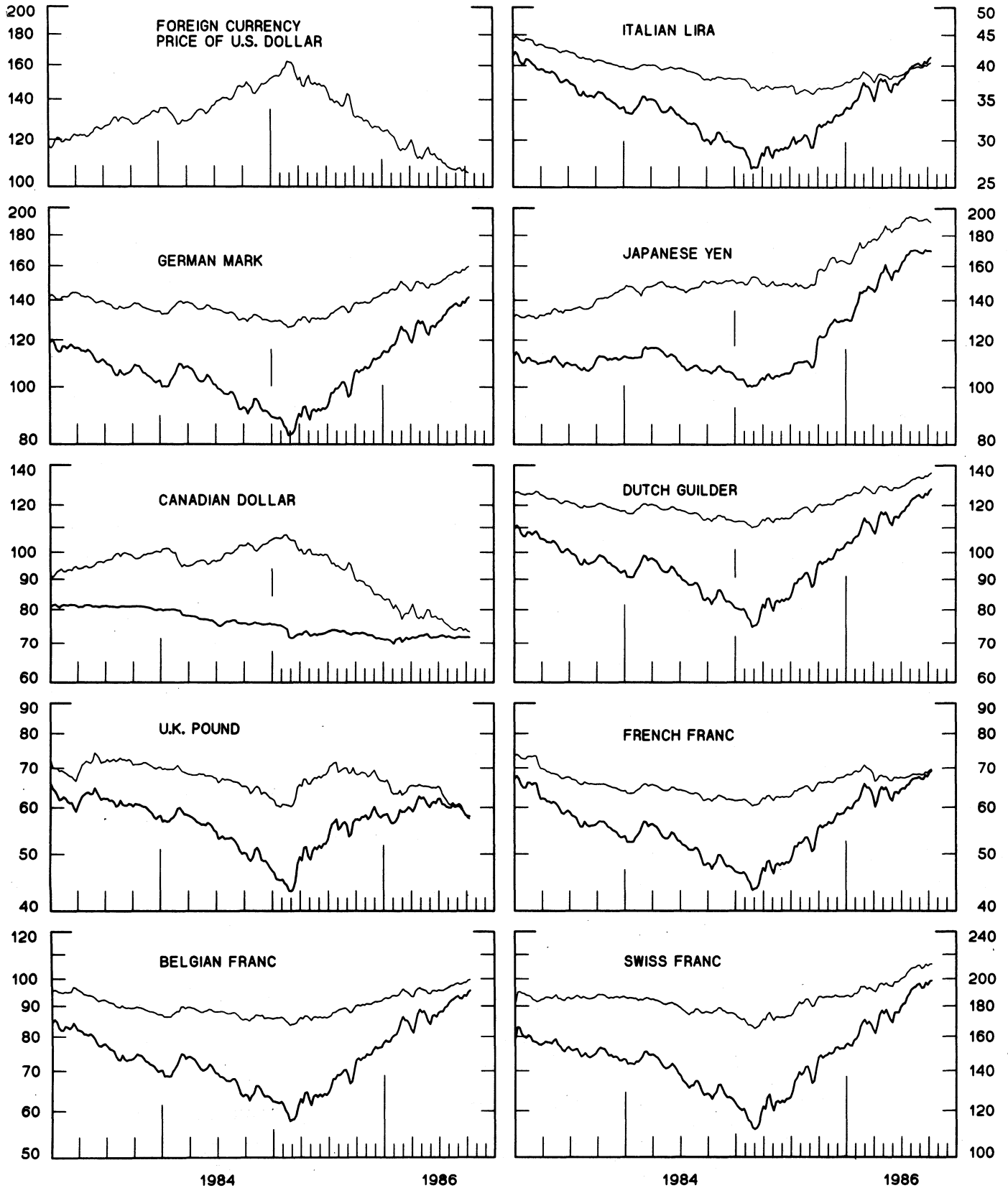


CHART 2
3-MONTH FORWARD EXCHANGE RATES

PREMIUM (+) OR (-)
 AVERAGES FOR WEEK ENDING WEDNESDAY

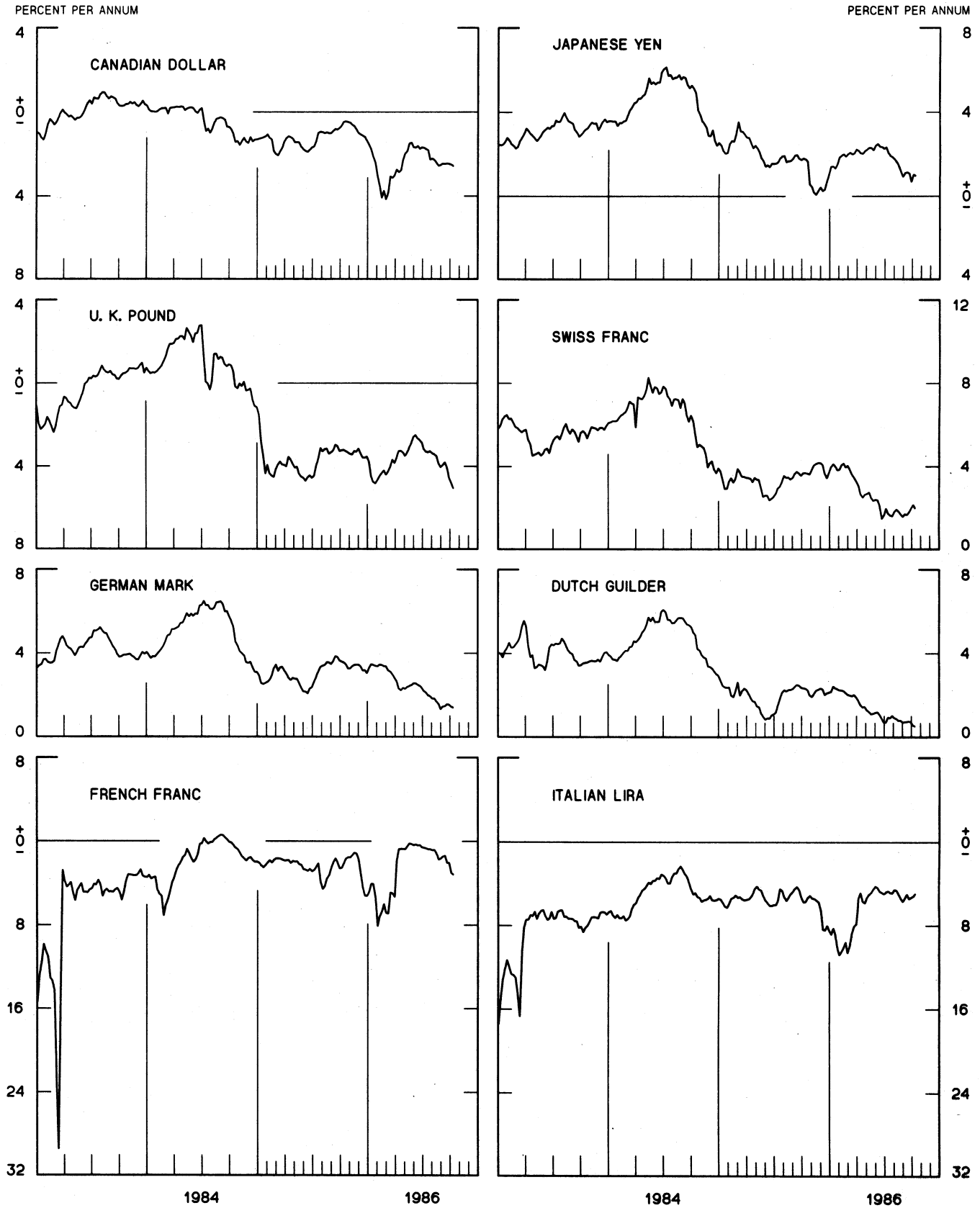


CHART 3
PRICE OF GOLD IN LONDON
AVERAGES FOR WEEK ENDING WEDNESDAY



CHART 4
CALL MONEY RATES
WEEKLY SERIES

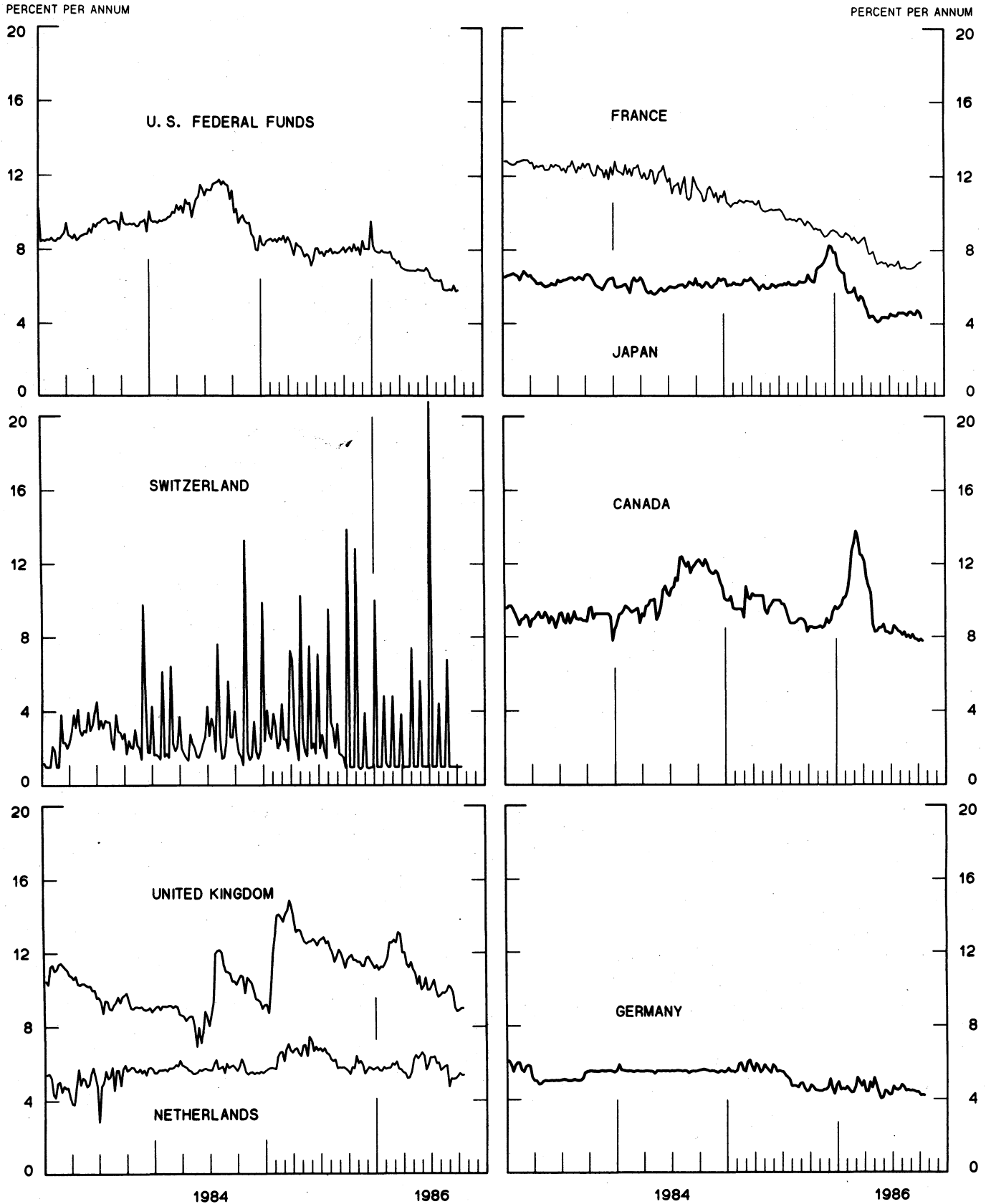


CHART 5
3-MONTH INTEREST RATES
 WEEKLY SERIES

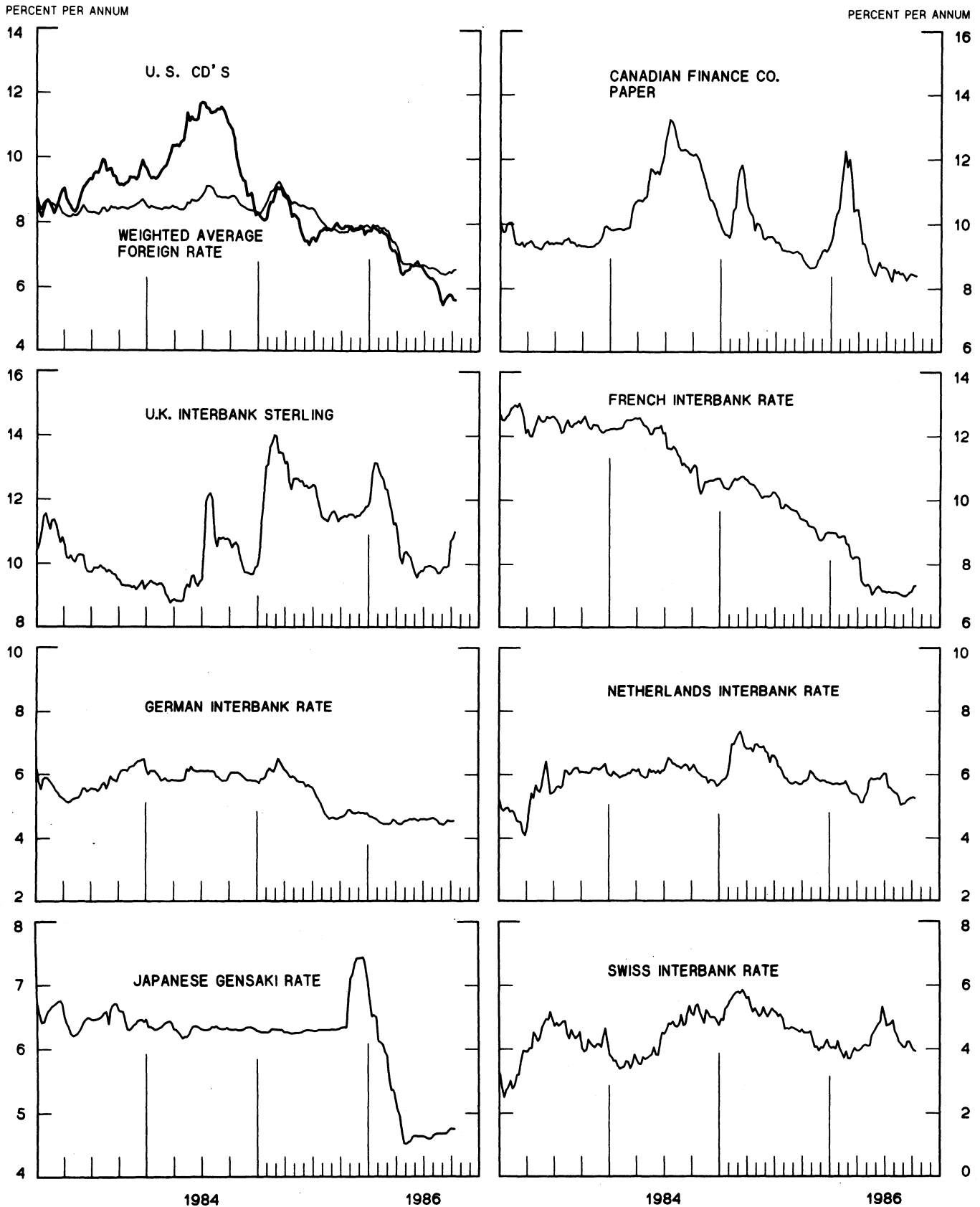


CHART 6
EURO-DOLLAR DEPOSIT RATES LONDON
AVERAGES FOR WEEK ENDING WEDNESDAY

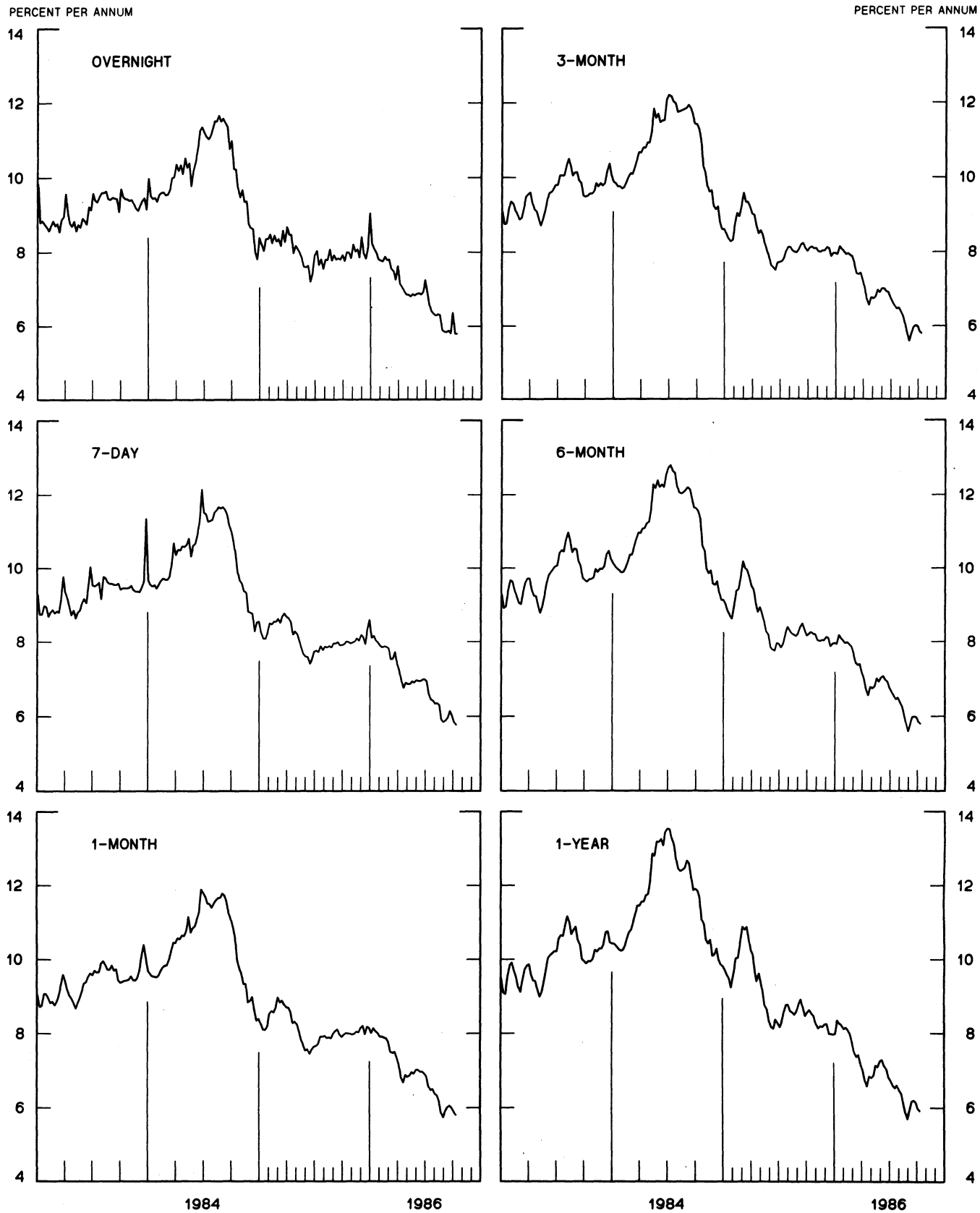
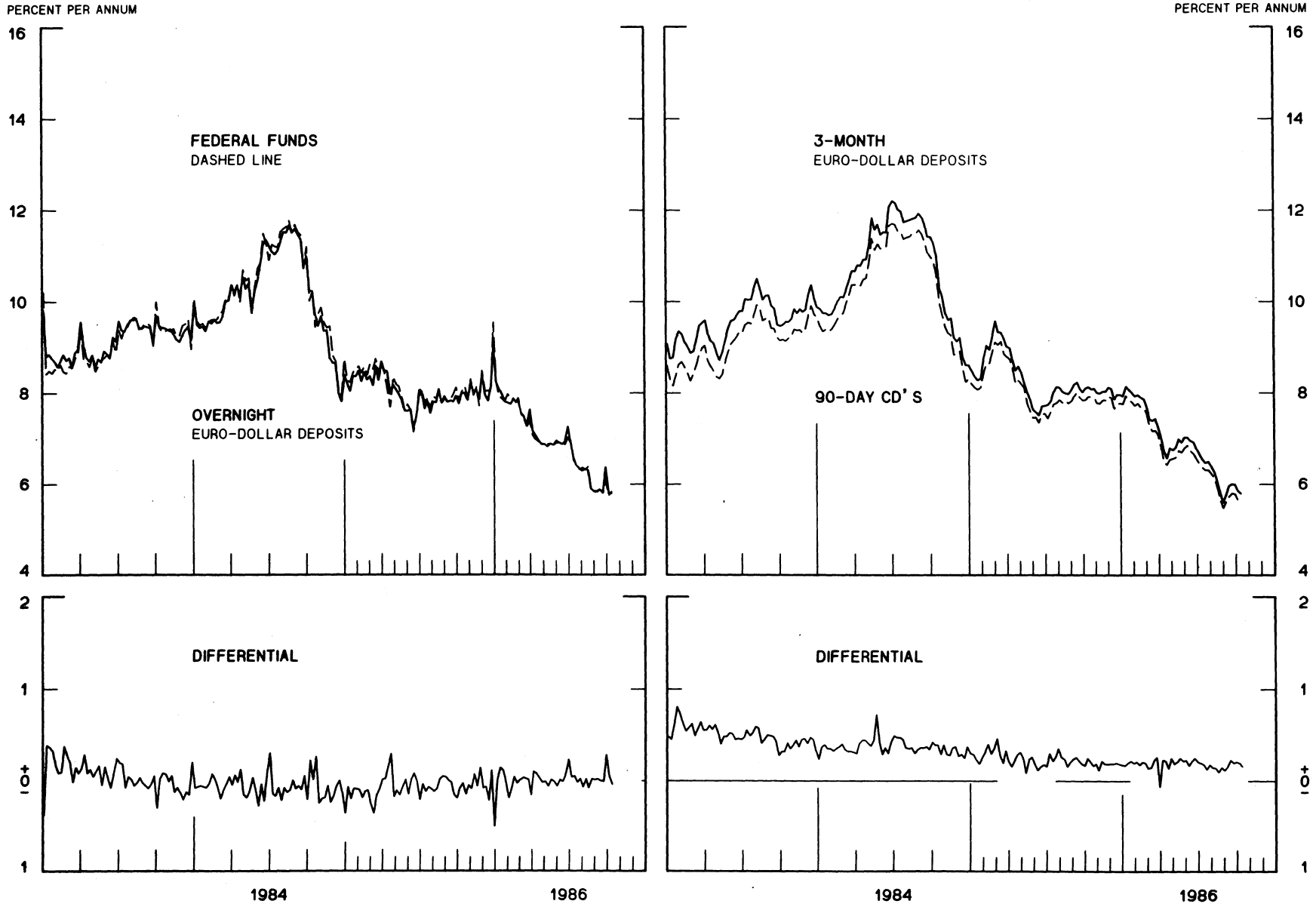


CHART 7
SELECTED EURO-DOLLAR AND U. S. MONEY MARKET RATES

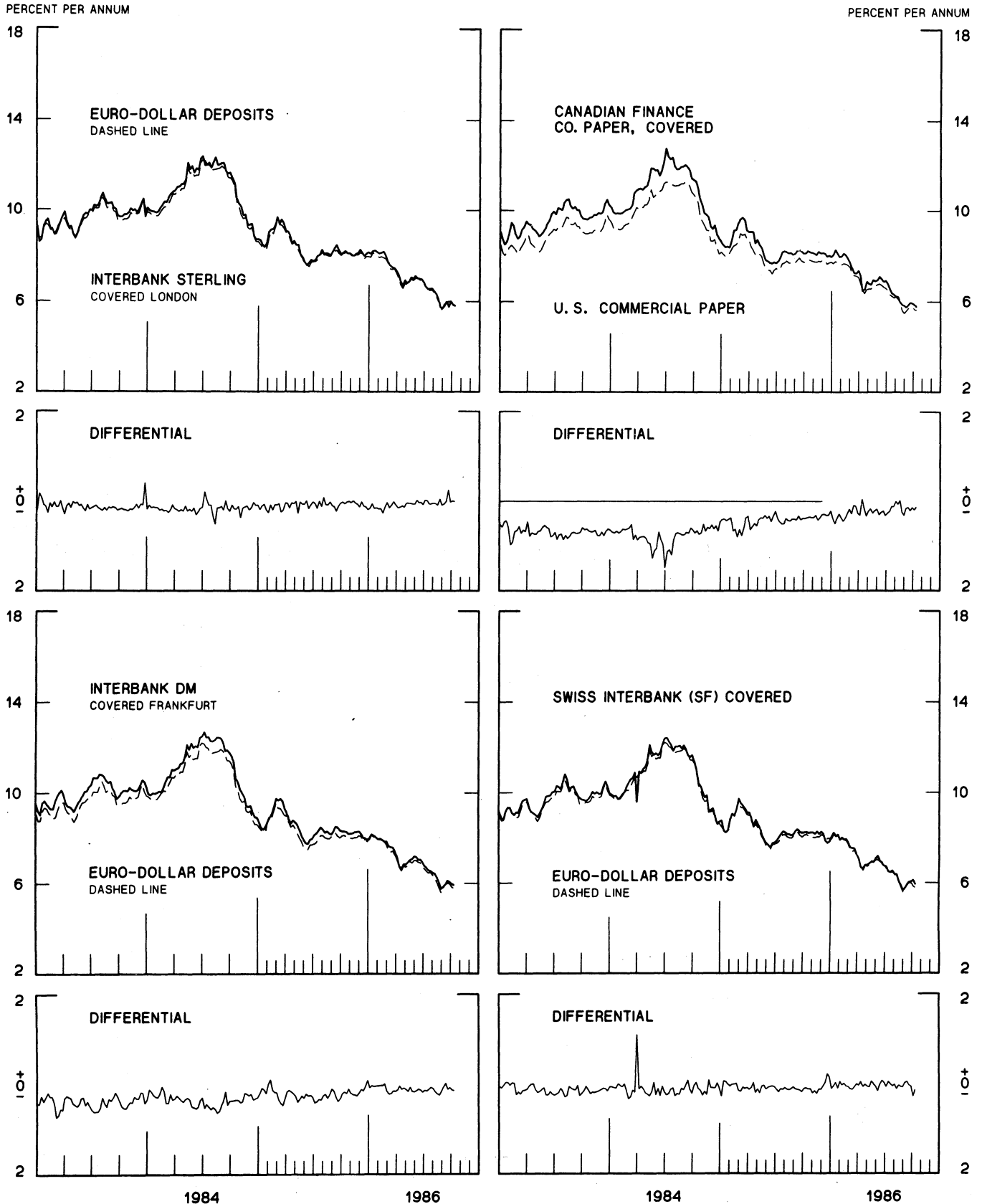
DIFFERENTIAL: PLUS(+), FAVORS BORROWING IN U. S.
 AVERAGES FOR WEEK ENDING WEDNESDAY



1 PERCENT ON DIFFERENTIAL SCALE = 2 PERCENT ON RATE SCALE

INTEREST ARBITRAGE: 3-MONTH FUNDS

DIFFERENTIAL: PLUS(+), INDICATES FAVOR DOLLAR ASSETS
AVERAGES FOR WEEK ENDING WEDNESDAY



1 PERCENT ON DIFFERENTIAL SCALE = 2 PERCENT ON RATE SCALE

CHART 9
LONG-TERM GOVERNMENT BOND YIELDS
 WEEKLY SERIES

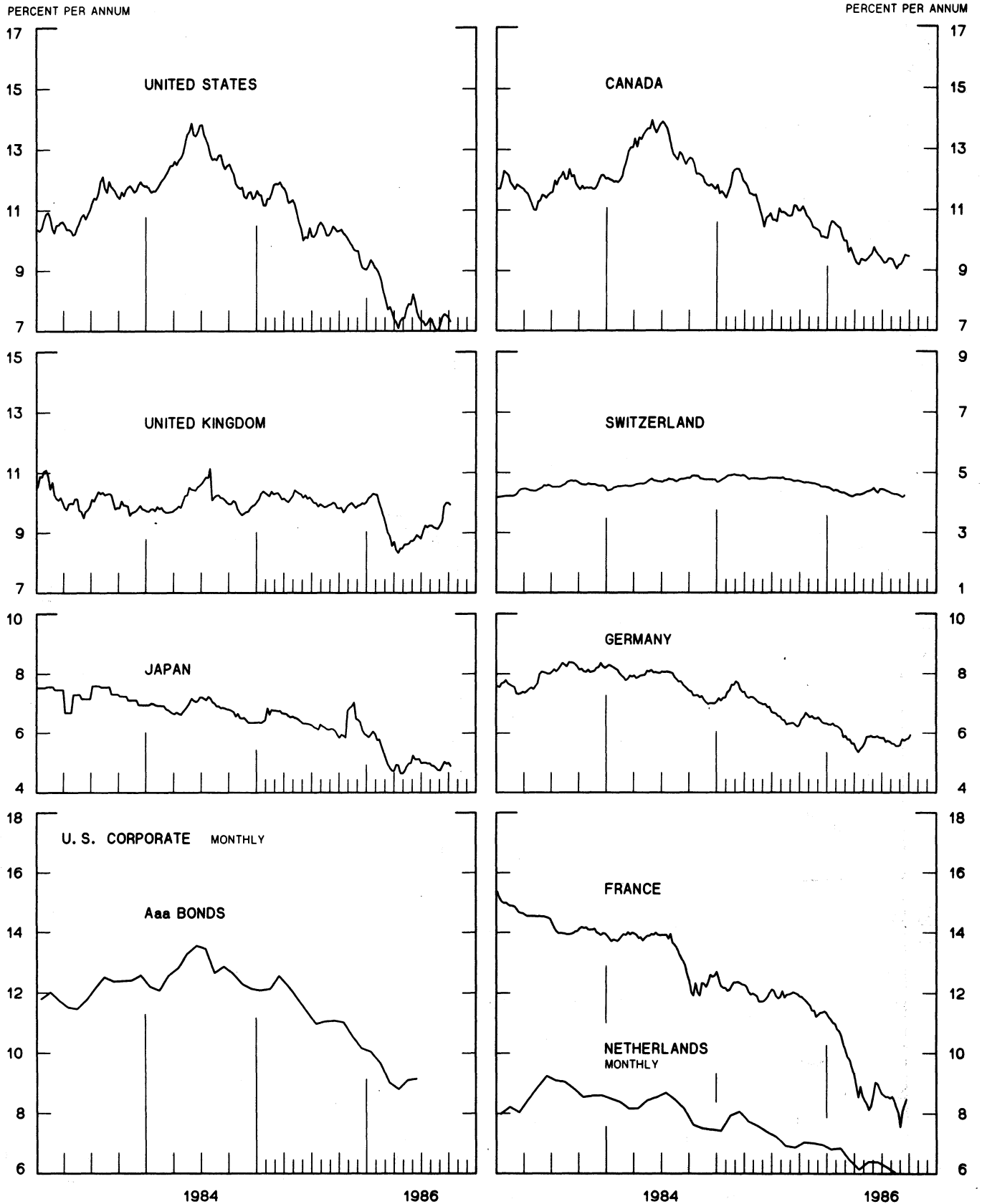
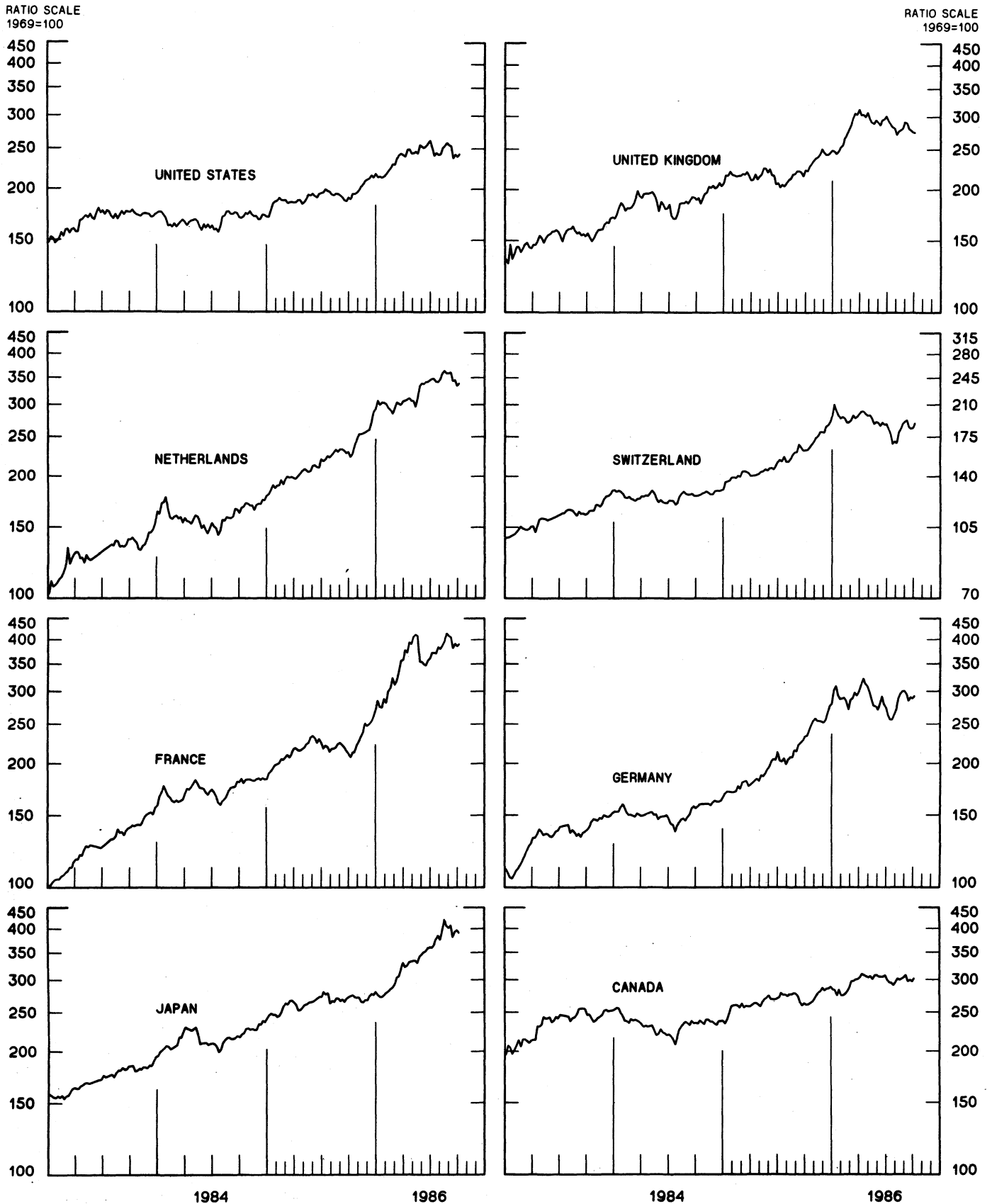


CHART 10
INDUSTRIAL STOCK INDICES
 WEEKLY SERIES



SERIES NAME

LAST VALUE PLOTTED
DATE VALUE

CHART 1. SPOT EXCHANGE RATES AND INDICES

WEEKLY AVERAGES, NOON BUYING RATES (U.S. CENTS)

GERMAN MARK	OCT. 15	50.38
JAPANESE YEN	OCT. 15	0.64770
DUTCH GUILDER	OCT. 15	44.59
U.K. POUND	OCT. 15	143.29
CANADIAN DOLLAR	OCT. 15	72.05
FRENCH FRANC	OCT. 15	15.38
SWISS FRANC	OCT. 15	61.73
BELGIAN FRANC	OCT. 15	2.42460
ITALIAN LIRA	OCT. 15	0.07276
SWEDISH KRONA	OCT. 15	14.63

INDICES, MARCH 1973 BASE RATES = 100

GERMAN MARK	OCT. 15	141.72
JAPANESE YEN	OCT. 15	169.59
DUTCH GUILDER	OCT. 15	128.00
U.K. POUND	OCT. 15	57.95
CANADIAN DOLLAR	OCT. 15	71.81
FRENCH FRANC	OCT. 15	69.30
SWISS FRANC	OCT. 15	198.59
BELGIAN FRANC	OCT. 15	95.54
ITALIAN LIRA	OCT. 15	41.33

WEIGHTED AVERAGE EXCHANGE VALUE INDICES, MAR 1973 = 100
(G-10 COUNTRIES PLUS SWITZERLAND)

U.S. DOLLAR	OCT. 15	105.65
GERMAN MARK	OCT. 15	159.82
JAPANESE YEN	OCT. 15	189.64
DUTCH GUILDER	OCT. 15	136.38
U.K. POUND	OCT. 15	57.45
CANADIAN DOLLAR	OCT. 15	73.33
FRENCH FRANC	OCT. 15	69.72
SWISS FRANC	OCT. 15	211.78
BELGIAN FRANC	OCT. 15	99.76
ITALIAN LIRA	OCT. 15	40.47
SWEDISH KRONA	OCT. 15	66.74

CHART 2. 3-MONTH FORWARD EXCHANGE RATES, PREMIUM OR DISCOUNT

CANADIAN DOLLAR	OCT. 15	-2.59
U.K. POUND	OCT. 15	-5.08
GERMAN MARK	OCT. 15	1.36
FRENCH FRANC	OCT. 15	-3.16
SWISS FRANC	OCT. 15	1.98
DUTCH GUILDER	OCT. 15	0.51
JAPANESE YEN	OCT. 15	0.95
ITALIAN LIRA	OCT. 15	-4.95

SERIES NAME	LAST VALUE PLOTTED	
	DATE	VALUE
CHART 3. GOLD PRICE IN LONDON, AFTERNOON FIXING		
U.S. DOLLARS PER FINE OUNCE	OCT. 15	429.98
CHART 4. CALL MONEY RATES		
U.S. FEDERAL FUNDS	OCT. 15	5.83
OVERNIGHT EURO-DOLLAR DEPOSITS	OCT. 15	5.79
U.K.	OCT. 15	8.97
CANADA	OCT. 15	7.75
GERMANY	OCT. 15	4.19
JAPAN	OCT. 15	4.31
FRANCE	OCT. 15	7.38
NETHERLANDS	OCT. 15	5.35
SWITZERLAND	OCT. 15	1.00
CHART 5. 3-MONTH INTEREST RATES		
U.S. 90-DAY CD'S, SECONDARY MARKET	OCT. 15	5.63
GERMAN INTERBANK LOAN	OCT. 15	4.54
JAPANESE GENSAKI RATE	OCT. 15	4.75
CANADIAN FINANCE PAPER	OCT. 15	8.40
INTERBANK STERLING	OCT. 15	11.01
SWISS INTERBANK LOAN	OCT. 15	3.92
FRENCH INTERBANK RATE	OCT. 15	7.34
NETHERLANDS INTERBANK RATE	OCT. 15	5.26
WEIGHTED AVERAGE FOREIGN INTEREST RATE (G-10 COUNTRIES PLUS SWITZERLAND)	OCT. 15	6.58
CHART 6. EURO-DOLLAR DEPOSIT RATES: LONDON		
OVERNIGHT	OCT. 15	5.79
7-DAY	OCT. 15	5.76
1-MONTH	OCT. 15	5.79
3-MONTH	OCT. 15	5.79
6-MONTH	OCT. 15	5.79
1-YEAR	OCT. 15	5.91
CHART 7. SELECTED EURO-DOLLAR AND U.S. MONEY MARKET RATES		
OVERNIGHT EURO-DOLLAR DEPOSITS	OCT. 15	5.79
U.S. FEDERAL FUNDS	OCT. 15	5.83
DIFFERENTIAL	OCT. 15	-0.04
3-MONTH EURO-DOLLAR DEPOSIT RATE	OCT. 15	5.79
U.S. 90-DAY CD'S, SECONDARY MARKET	OCT. 15	5.63
DIFFERENTIAL	OCT. 15	0.16

SERIES NAME	LAST VALUE PLOTTED	
	DATE	VALUE
CHART 8. INTEREST ARBITRAGE, 3-MONTH FUNDS		
EURO-DOLLAR DEPOSIT	OCT. 15	5.79
INTERBANK STERLING (LONDON), COVERED	OCT. 15	5.80
DIFFERENTIAL	OCT. 15	-0.01
U.S. COMMERCIAL PAPER	OCT. 15	5.63
CANADIAN FINANCE PAPER, COVERED	OCT. 15	5.76
DIFFERENTIAL	OCT. 15	-0.13
EURO-DOLLAR DEPOSIT	OCT. 15	5.79
INTERBANK DM (FRANKFURT), COVERED	OCT. 15	5.92
DIFFERENTIAL	OCT. 15	-0.13
EURO-DOLLAR DEPOSIT	OCT. 15	5.79
SWISS INTERBANK, COVERED	OCT. 15	5.92
DIFFERENTIAL	OCT. 15	-0.13
CHART 9. LONG TERM GOVERNMENT BOND YIELDS		
UNITED STATES	OCT. 10	7.31
GERMANY	OCT. 10	5.94
JAPAN (MONTHLY)	OCT. 10	4.89
SWITZERLAND	SEPT. 19	4.25
CANADA	OCT. 3	9.44
FRANCE	SEPT. 26	8.47
NETHERLANDS (MONTHLY)	AUG.	6.03
UNITED KINGDOM	OCT. 10	9.93
U.S. CORPORATE		
AAA BONDS	JUNE	9.13
CHART 10. STOCK INDICES		
UNITED STATES	OCT. 8	242.13
UNITED KINGDOM	OCT. 8	274.40
CANADA	OCT. 8	301.26
GERMANY	OCT. 8	291.04
SWITZERLAND	OCT. 8	188.67
NETHERLANDS	OCT. 8	338.34
FRANCE	OCT. 8	389.41
JAPAN	OCT. 8	389.65

FEDERAL RESERVE statistical release



H.10 (512)

OCTOBER 17, 1986

FOREIGN EXCHANGE RATES

FOR THE WEEK ENDING OCTOBER 17, 1986

The Board of Governors of the Federal Reserve System is advised that the Federal Reserve Bank of New York has certified for customs purposes the following noon buying rates in New York City for cable transfers payable in foreign currencies:

COUNTRY	MONETARY UNIT	(CURRENCY UNITS PER DOLLAR)				
		OCT. 13	OCT. 14	OCT. 15	OCT. 16	OCT. 17
*AUSTRALIA	DOLLAR		63.57	64.09	64.00	63.78
AUSTRIA	SCHILLING		13.900	13.890	13.887	13.890
BELGIUM	FRANC		41.040	41.100	41.060	41.030
BRAZIL	CRUZADO		13.84	13.84	14.09	14.09
CANADA	DOLLAR		1.3887	1.3893	1.3893	1.3903
CHINA, P.-R.	YUAN		3.7240	3.7240	3.7240	3.7240
DENMARK	KRONE	H	7.4490	7.4470	7.4470	7.4490
FINLAND	MARKKA		4.9130	4.8700	4.8360	4.8450
FRANCE	FRANC		6.4680	6.4670	6.4690	6.4700
GERMANY	D. MARK	O	1.9750	1.9740	1.9755	1.9750
GREECE	DRACHMA		133.600	133.350	133.450	133.700
HONG KONG	DOLLAR		7.7995	7.7985	7.8000	7.7975
INDIA	RUPEE	L	12.7600	12.7900	12.8100	12.8400
*IRELAND	POUND		137.50	137.80	137.70	137.75
ITALY	LIRA		1367.00	1367.00	1367.00	1368.00
JAPAN	YEN	I	153.97	154.20	154.25	154.23
MALAYSIA	RINGGIT		2.6230	2.6190	2.6200	2.6200
NETHERLANDS	GUILDER		2.2325	2.2310	2.2330	2.2320
*NEW ZEALAND	DOLLAR	D	50.300	50.100	50.150	49.700
NORWAY	KRONE		7.2740	7.2740	7.2840	7.2950
PORTUGAL	ESCUDO		145.350	145.150	145.250	145.800
SINGAPORE	DOLLAR	A	2.1720	2.1725	2.1725	2.1735
*SOUTH AFRICA	RAND		44.60	44.40	44.60	44.65
SOUTH KOREA	WON		878.30	878.00	878.10	887.60
SPAIN	PESETA	Y	131.000	131.000	131.190	131.480
SRI LANKA	RUPEE		28.383	28.387	28.387	28.387
SWEDEN	KRONA		6.8155	6.8160	6.8200	6.8270
SWITZERLAND	FRANC		1.6155	1.6150	1.6190	1.6210
TAIWAN	DOLLAR		36.670	36.660	36.650	36.640
THAILAND	BAHT		26.100	26.060	26.060	26.080
*UNITED KINGDOM	POUND		143.70	143.95	143.75	143.15
MEMO:						
*UNITED STATES	DOLLAR		105.25	105.24	105.30	105.36

INDEX OF WEIGHTED AVERAGE EXCHANGE VALUE OF U.S. DOLLAR AGAINST CURRENCIES OF OTHER G-10 COUNTRIES. MARCH 1973 = 100. WEIGHTS ARE 1972-76 GLOBAL TRADE OF EACH OF THE 10 COUNTRIES. SERIES REVISED AS OF AUGUST 1978. FOR DESCRIPTION AND BACK DATA, SEE "INDEX OF THE WEIGHTED-AVERAGE EXCHANGE VALUE OF THE U.S. DOLLAR: REVISION" ON PAGE 700 OF THE AUGUST 1978 FEDERAL RESERVE BULLETIN.

*VALUE IS U.S. CENTS