

Selected Interest & Exchange Rates

Weekly Series of Charts

October 6, 1986

**Prepared by the
FINANCIAL MARKETS
SECTION**

**DIVISION OF
INTERNATIONAL FINANCE**

**BOARD OF GOVERNORS
FEDERAL RESERVE SYSTEM
Washington, D.C. 20551**

Table of Contents

TABLES

1. LATEST FIGURES PLOTTED
2. DAILY CERTIFIED SPOT EXCHANGE RATES--H.10 RELEASE

CHARTS

1. SPOT EXCHANGE RATE INDICES
2. 3-MONTH FORWARD EXCHANGE RATES
3. GOLD PRICE--LONDON
4. CALL MONEY RATES
5. 3-MONTH INTEREST RATES
6. EURO-DOLLAR DEPOSIT RATES
7. SELECTED EURO-DOLLAR AND U.S. MONEY MARKET RATES
8. INTEREST ARBITRAGE: 3-MONTH FUNDS
9. LONG-TERM GOVERNMENT BOND YIELDS
10. INDUSTRIAL STOCK INDICES

SUBSCRIPTION RATES:

Weekly \$15.00 per year or \$.40 each in the United States, its possessions, Canada, and Mexico; 10 or more of the same issue to one address, \$13.50 per year or \$.35 each. Elsewhere, \$20.00 per year or \$.50 each. Address requests to Publications Services, Division of Administrative Services, and make payment remittance payable to the order of the Board of Governors of the Federal Reserve System in a form collectible at par in U.S. Currency.

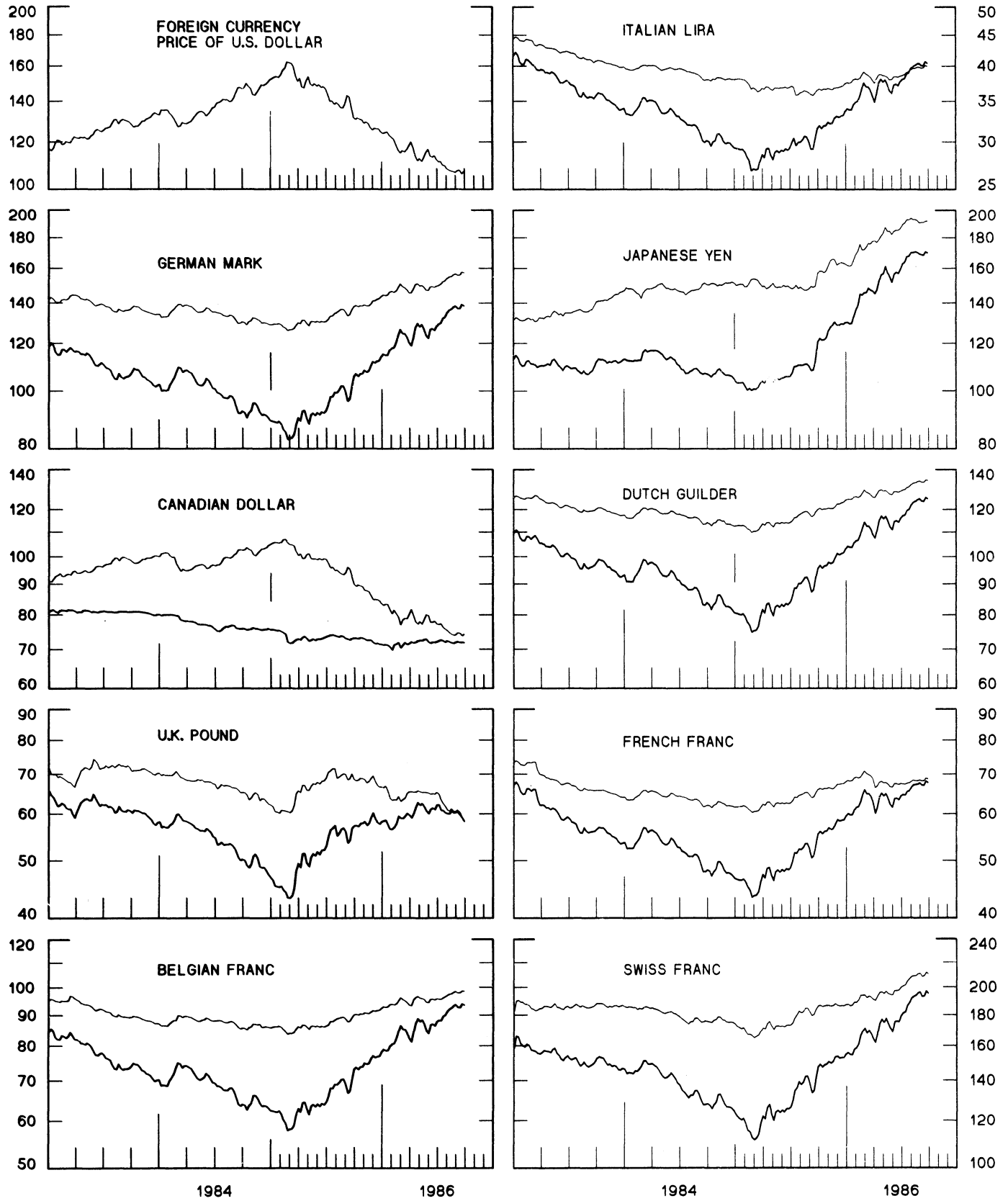
CHART 1

SPOT EXCHANGE INDICES

DOLLAR PRICES OF FOREIGN CURRENCIES AND WEIGHTED AVERAGE VALUES (THIN LINE)
AVERAGES FOR WEEK ENDING WEDNESDAY

RATIO SCALE
MARCH 1973=100

RATIO SCALE
MARCH 1973=100

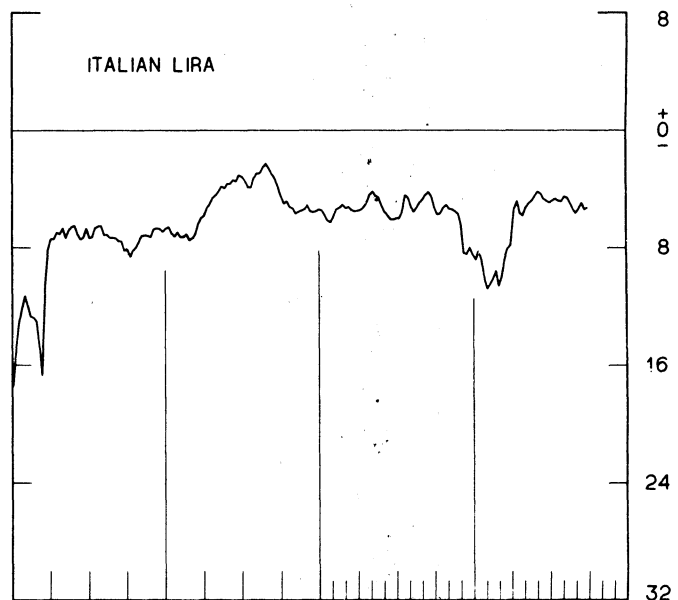
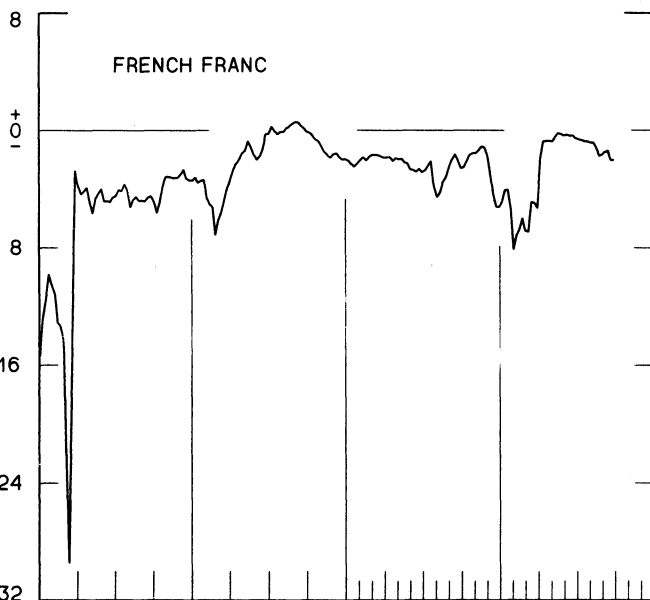
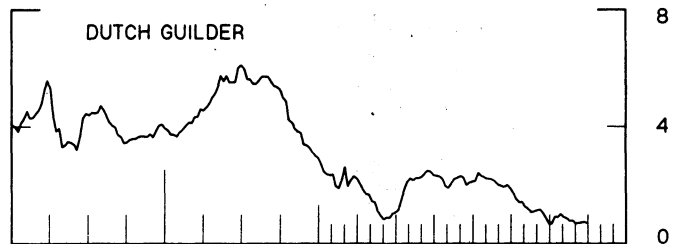
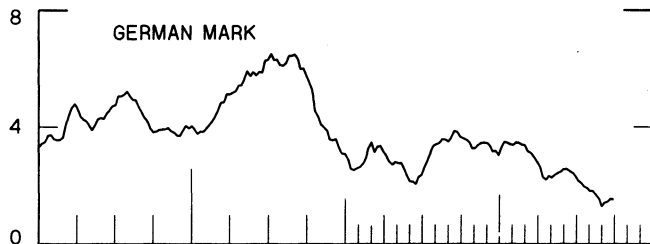
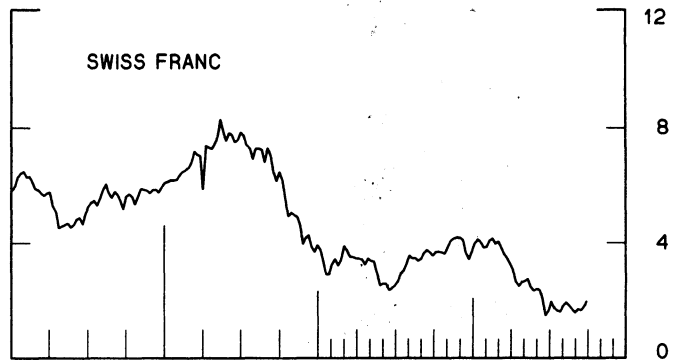
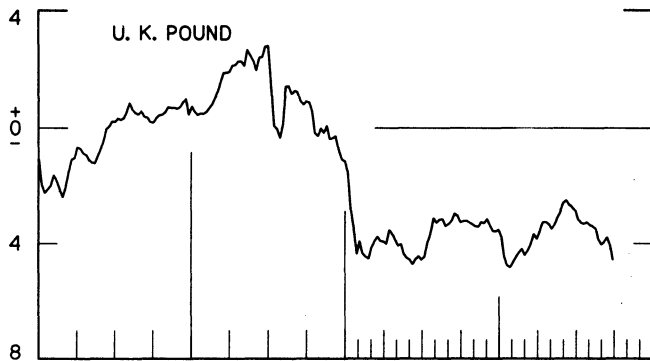
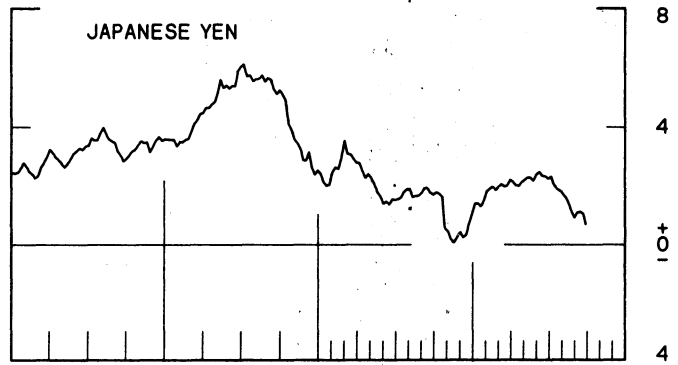
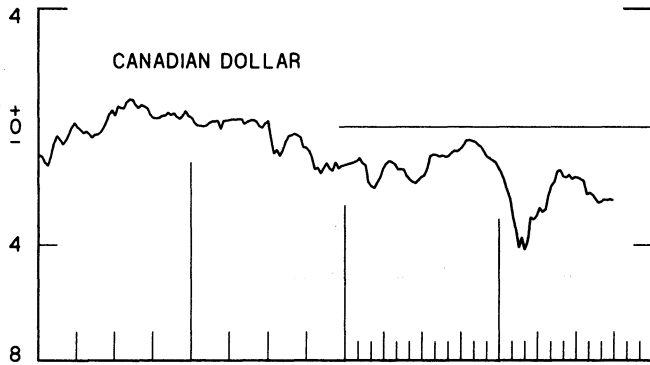


3-MONTH FORWARD EXCHANGE RATES

PREMIUM (+) OR (-)
AVERAGES FOR WEEK ENDING WEDNESDAY

PERCENT PER ANNUM

PERCENT PER ANNUM



1984

1986

1984

1986

CHART 3
PRICE OF GOLD IN LONDON
AVERAGES FOR WEEK ENDING WEDNESDAY



CHART 4
CALL MONEY RATES
WEEKLY SERIES

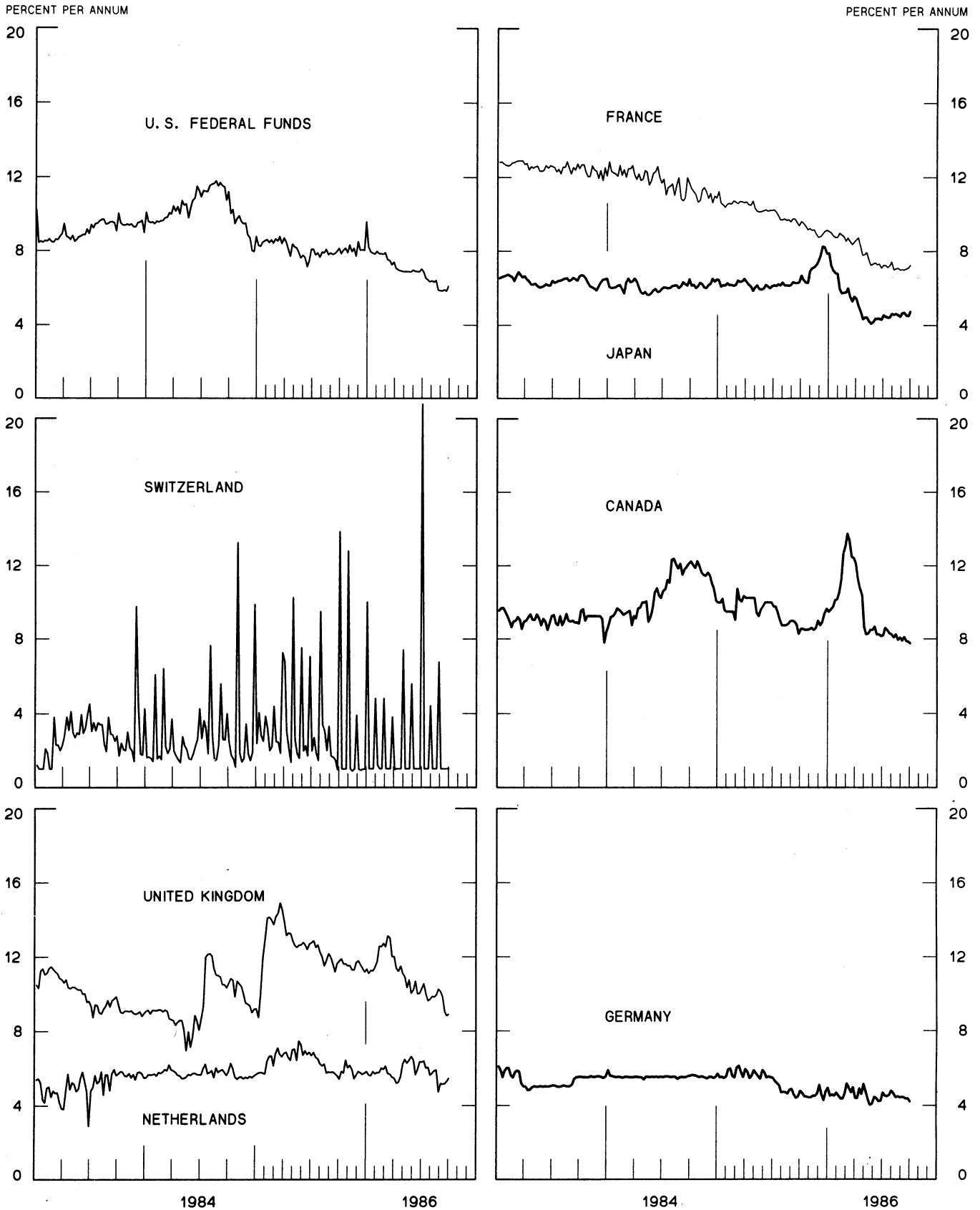
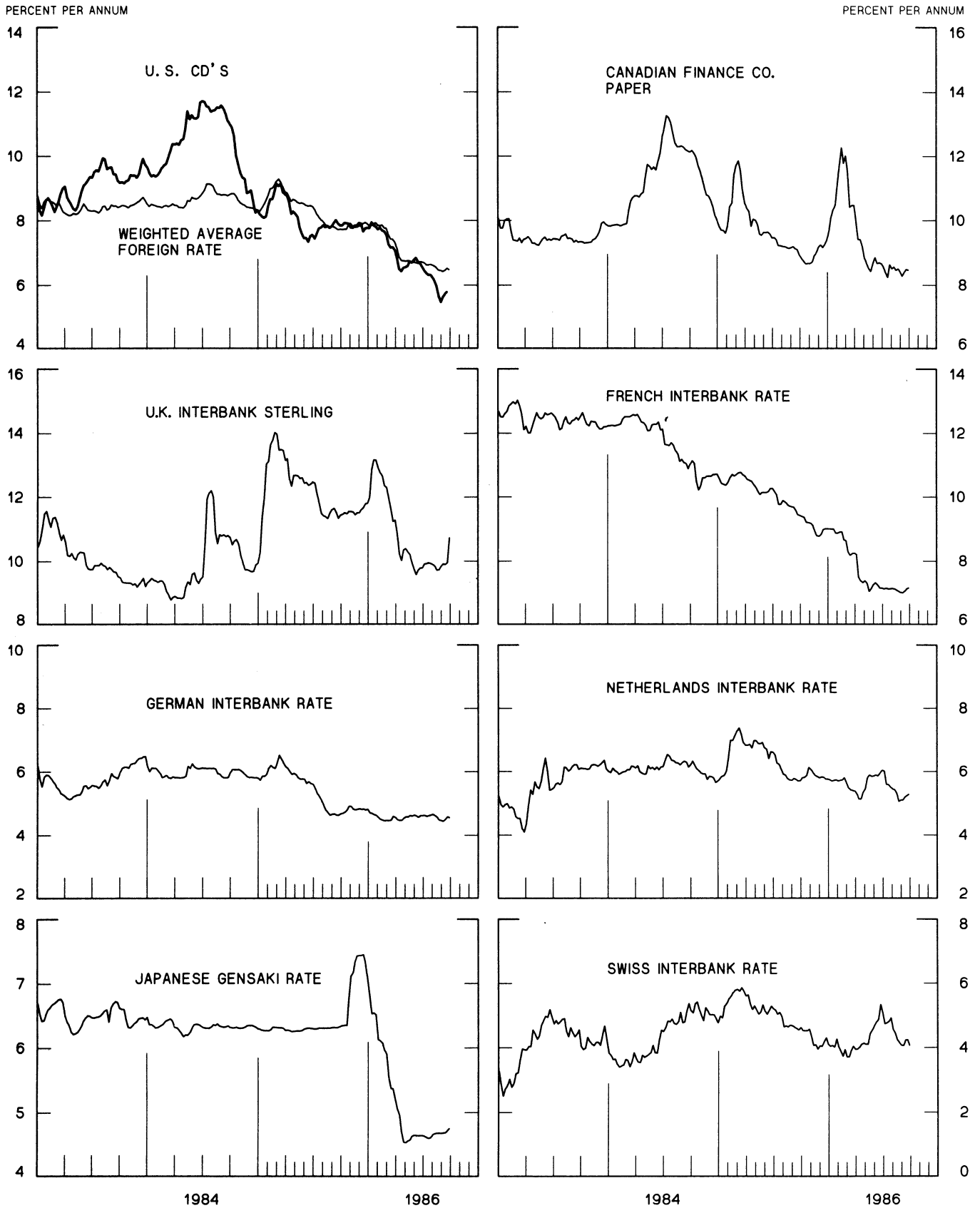


CHART 5
3-MONTH INTEREST RATES
 WEEKLY SERIES



EURO-DOLLAR DEPOSIT RATES LONDON

AVERAGES FOR WEEK ENDING WEDNESDAY

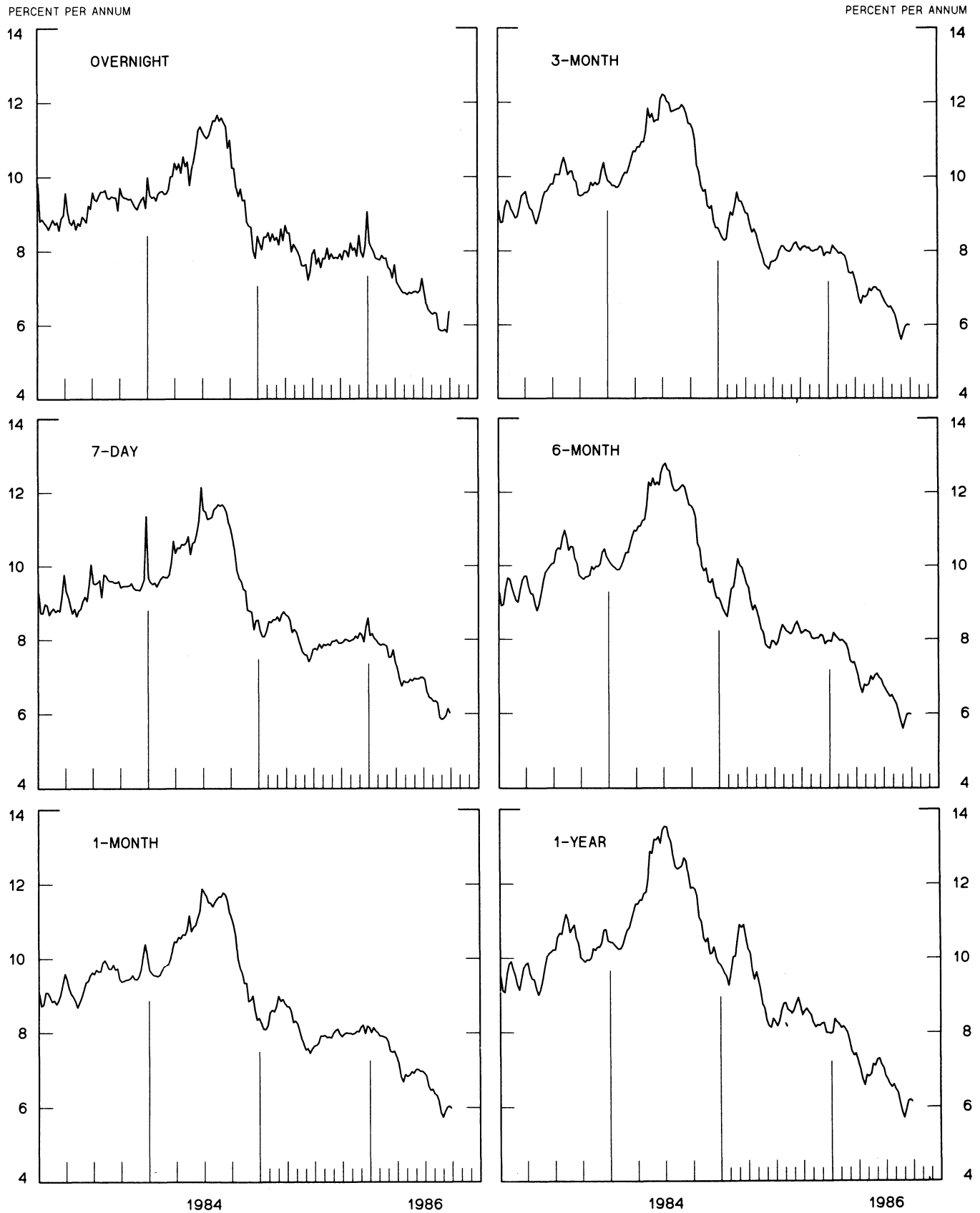
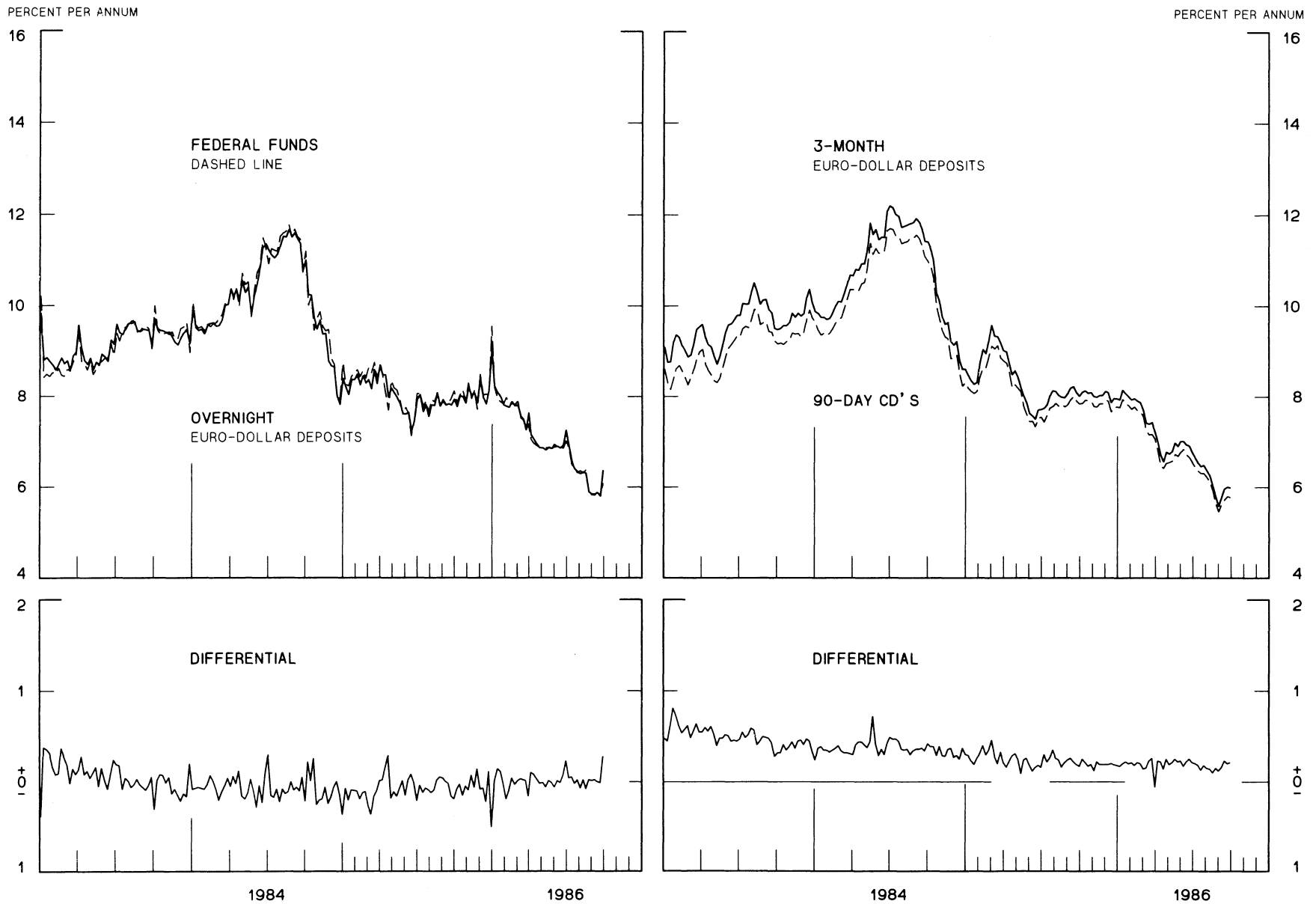


CHART 7

SELECTED EURO-DOLLAR AND U. S. MONEY MARKET RATES

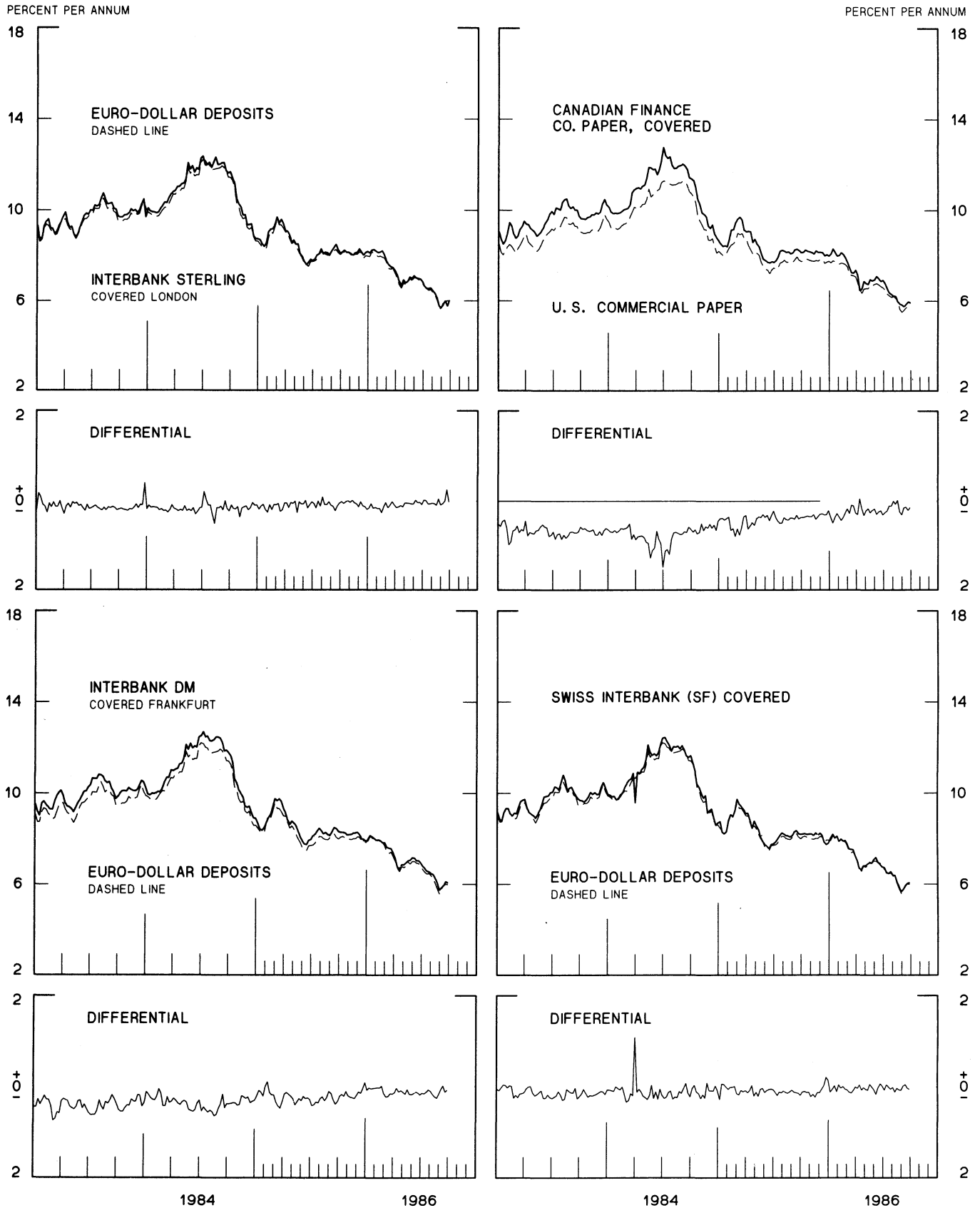
DIFFERENTIAL: PLUS(+), FAVORS BORROWING IN U. S.
AVERAGES FOR WEEK ENDING WEDNESDAY



1 PERCENT ON DIFFERENTIAL SCALE = 2 PERCENT ON RATE SCALE

INTEREST ARBITRAGE: 3-MONTH FUNDS

DIFFERENTIAL: PLUS(+), INDICATES FAVOR DOLLAR ASSETS
AVERAGES FOR WEEK ENDING WEDNESDAY



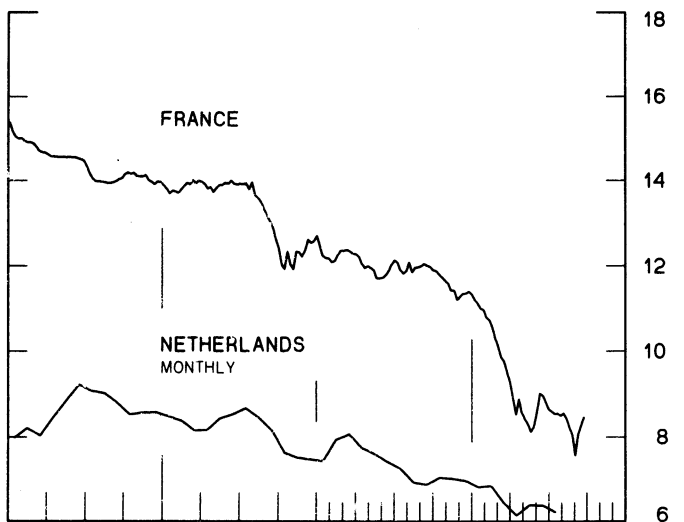
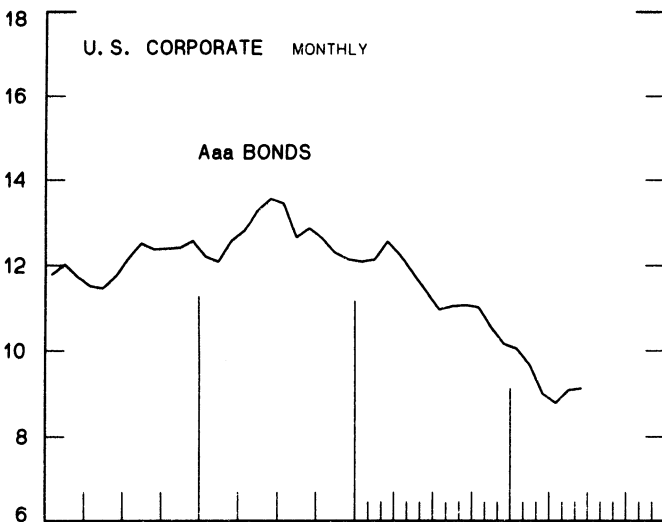
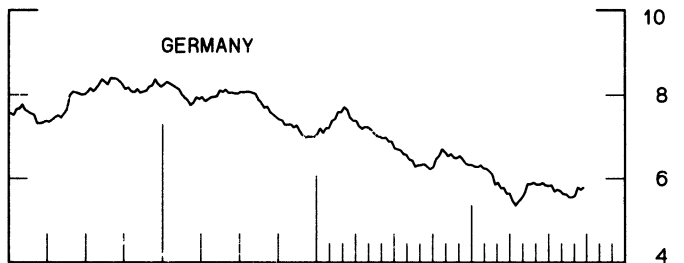
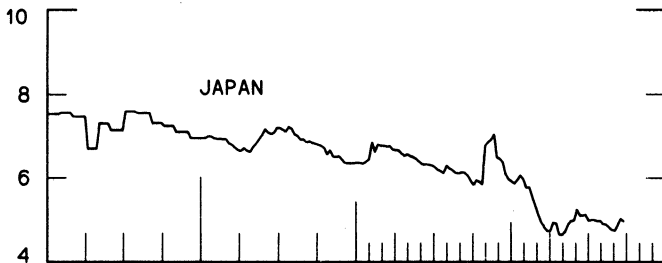
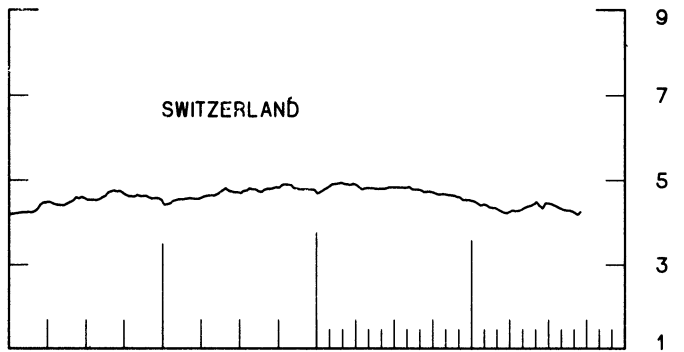
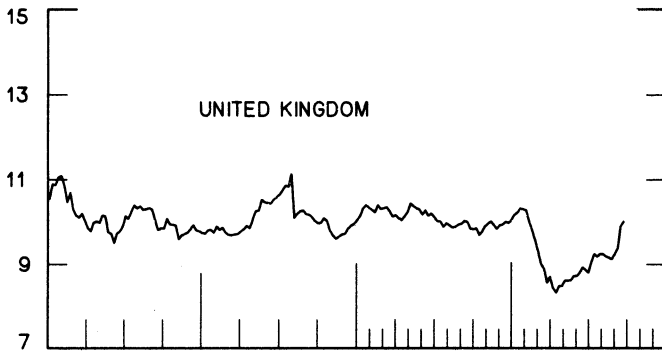
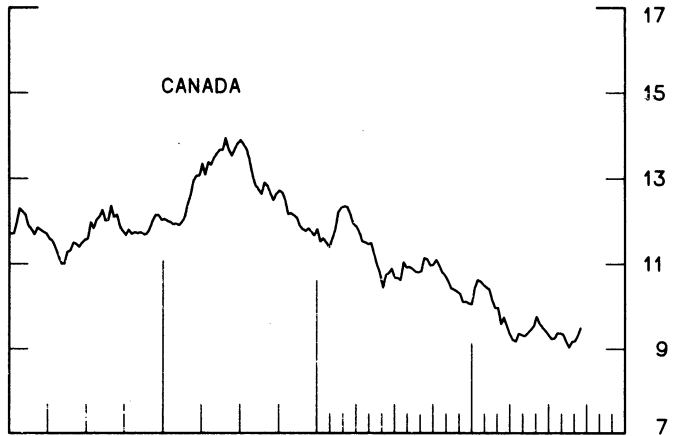
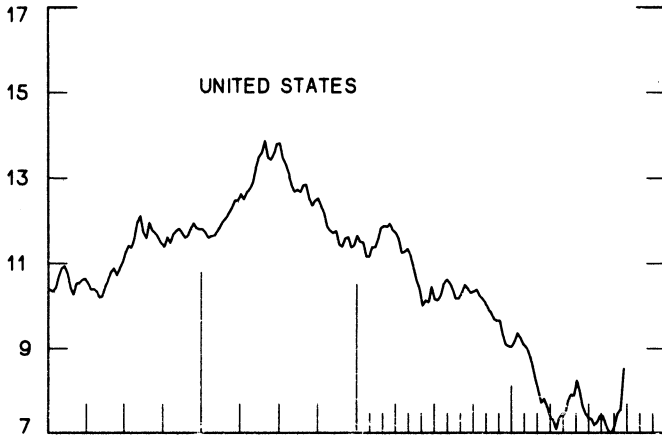
1 PERCENT ON DIFFERENTIAL SCALE = 2 PERCENT ON RATE SCALE

LONG-TERM GOVERNMENT BOND YIELDS

WEEKLY SERIES

PERCENT PER ANNUM

PERCENT PER ANNUM



1984

1986

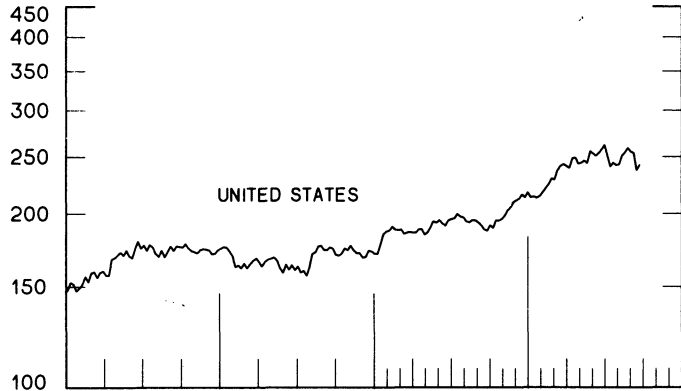
1984

1986

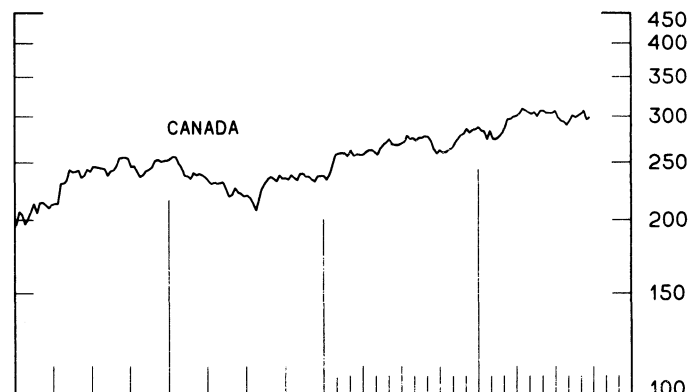
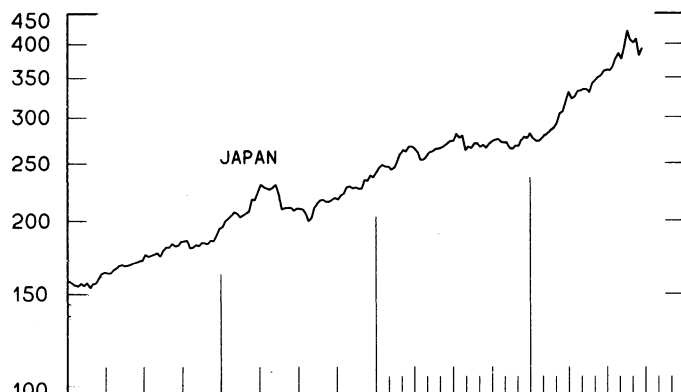
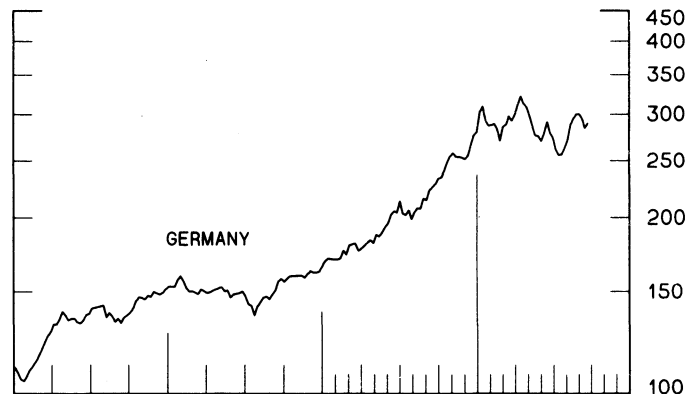
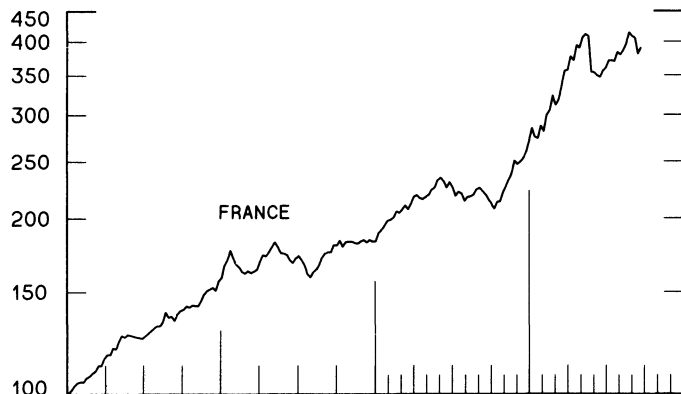
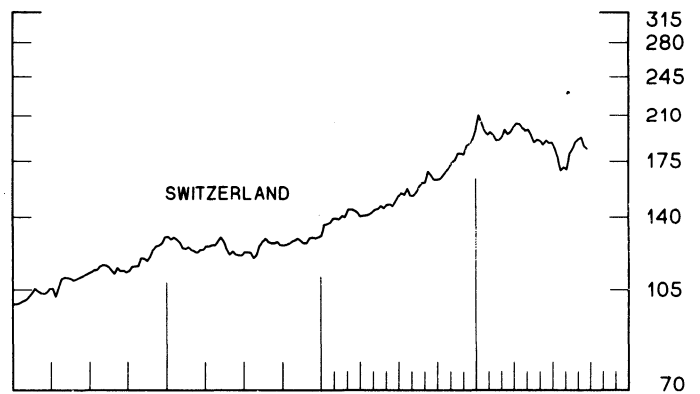
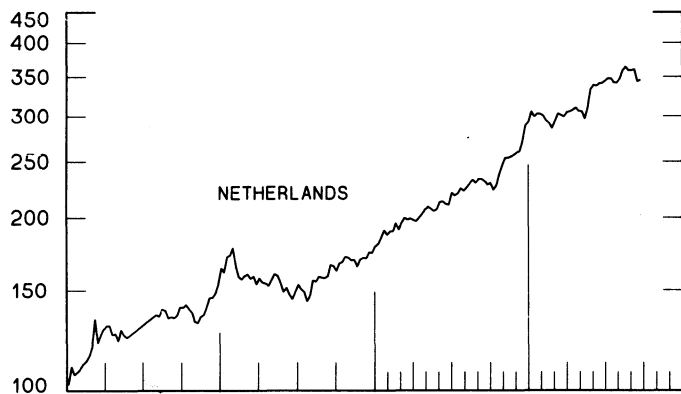
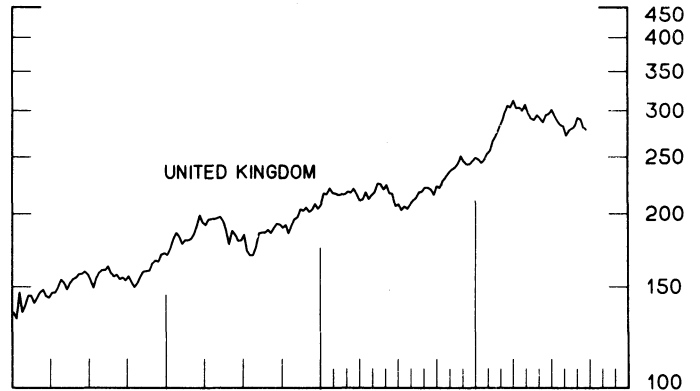
INDUSTRIAL STOCK INDICES

WEEKLY SERIES

RATIO SCALE
1969=100



RATIO SCALE
1969=100



1984

1986

1984

1986

SERIES NAME

LAST VALUE PLOTTED
DATE VALUE

CHART 1. SPOT EXCHANGE RATES AND INDICES

WEEKLY AVERAGES, NOON BUYING RATES (U.S. CENTS)

GERMAN MARK	OCT. 1	49.18
JAPANESE YEN	OCT. 1	0.64847
DUTCH GUILDER	OCT. 1	43.53
U.K. POUND	OCT. 1	143.90
CANADIAN DOLLAR	OCT. 1	72.01
FRENCH FRANC	OCT. 1	15.02
SWISS FRANC	OCT. 1	60.62
BELGIAN FRANC	OCT. 1	2.37163
ITALIAN LIRA	OCT. 1	0.07111
SWEDISE KRONA	OCT. 1	14.44

INDICES, MARCH 1973 BASE RATES = 100

GERMAN MARK	OCT. 1	138.36
JAPANESE YEN	OCT. 1	169.79
DUTCH GUILDER	OCT. 1	124.98
U.K. POUND	OCT. 1	58.20
CANADIAN DOLLAR	OCT. 1	71.77
FRENCH FRANC	OCT. 1	67.66
SWISS FRANC	OCT. 1	195.02
BELGIAN FRANC	OCT. 1	93.45
ITALIAN LIRA	OCT. 1	40.40

WEIGHTED AVERAGE EXCHANGE VALUE INDICES, MAR 1973 = 100
(G-10 COUNTRIES PLUS SWITZERLAND)

U.S. DOLLAR	OCT. 1	107.16
GERMAN MARK	OCT. 1	157.37
JAPANESE YEN	OCT. 1	192.28
DUTCH GUILDER	OCT. 1	134.54
U.K. POUND	OCT. 1	58.43
CANADIAN DOLLAR	OCT. 1	74.17
FRENCH FRANC	OCT. 1	68.74
SWISS FRANC	OCT. 1	210.26
BELGIAN FRANC	OCT. 1	98.61
ITALIAN LIRA	OCT. 1	39.96
SWEDISH KRONA	OCT. 1	66.60

CHART 2. 3-MONTH FORWARD EXCHANGE RATES, PREMIUM OR DISCOUNT

CANADIAN DOLLAR	OCT. 1	-2.48
U.K. POUND	OCT. 1	-4.58
GERMAN MARK	OCT. 1	1.51
FRENCH FRANC	OCT. 1	-2.06
SWISS FRANC	OCT. 1	1.97
DUTCH GUILDER	OCT. 1	0.71
JAPANESE YEN	OCT. 1	0.68
ITALIAN LIRA	OCT. 1	-5.34

SERIES NAME

LAST VALUE PLOTTED
DATE VALUE

CHART 3. GOLD PRICE IN LONDON, AFTERNOON FIXING

U. S. DOLLARS PER FINE OUNCE OCT. 1 427.52

CHART 4. CALL MONEY RATES

U. S. FEDERAL FUNDS	OCT. 1	6.08
OVERNIGHT EURO-DOLLAR DEPOSITS	OCT. 1	6.36
U. K.	OCT. 1	8.88
CANADA	OCT. 1	7.75
GERMANY	OCT. 1	4.20
JAPAN	OCT. 1	4.74
FRANCE	OCT. 1	7.25
NETHERLANDS	OCT. 1	5.44
SWITZERLAND	OCT. 1	1.00

CHART 5. 3-MONTH INTEREST RATES

U. S. 90-DAY CD'S, SECONDARY MARKET	OCT. 1	5.78
GERMAN INTERBANK LOAN	OCT. 1	4.53
JAPANESE GENSAKI RATE	OCT. 1	4.76
CANADIAN FINANCE PAPER	OCT. 1	8.45
INTERBANK STERLING	OCT. 1	10.71
SWISS INTERBANK LOAN	OCT. 1	4.05
FRENCH INTERBANK RATE	OCT. 1	7.15
NETHERLANDS INTERBANK RATE	OCT. 1	5.28
WEIGHTED AVERAGE FOREIGN INTEREST RATE (G-10 COUNTRIES PLUS SWITZERLAND)	OCT. 1	6.47

CHART 6. EURO-DOLLAR DEPOSIT RATES: LONDON

OVERNIGHT	OCT. 1	6.36
7-DAY	OCT. 1	6.01
1-MONTH	OCT. 1	5.99
3-MONTH	OCT. 1	5.99
6-MONTH	OCT. 1	5.98
1-YEAR	OCT. 1	6.14

CHART 7. SELECTED EURO-DOLLAR AND U.S. MONEY MARKET RATES

OVERNIGHT EURO-DOLLAR DEPOSITS	OCT. 1	6.36
U. S. FEDERAL FUNDS	OCT. 1	6.08
DIFFERENTIAL	OCT. 1	0.28
3-MONTH EURO-DOLLAR DEPOSIT RATE	OCT. 1	5.99
U. S. 90-DAY CD'S, SECONDARY MARKET	OCT. 1	5.78
DIFFERENTIAL	OCT. 1	0.21

SERIES NAME

LAST VALUE PLOTTED
DATE VALUE

CHART 8. INTEREST ARBITRAGE, 3-MONTH FUNDS

EURO-DOLLAR DEPOSIT	OCT. 1	5.99
INTERBANK STERLING (LONDON), COVERED	OCT. 1	6.01
DIFFERENTIAL	OCT. 1	-0.02
U.S. COMMERCIAL PAPER	OCT. 1	5.77
CANADIAN FINANCE PAPER, COVERED	OCT. 1	5.92
DIFFERENTIAL	OCT. 1	-0.15
EURO-DOLLAR DEPOSIT	OCT. 1	5.99
INTERBANK DM (FRANKFURT), COVERED	OCT. 1	6.06
DIFFERENTIAL	OCT. 1	-0.07
EURO-DOLLAR DEPOSIT	OCT. 1	5.99
SWISS INTERBANK, COVERED	OCT. 1	6.04
DIFFERENTIAL	OCT. 1	-0.05

CHART 9. LONG TERM GOVERNMENT BOND YIELDS

UNITED STATES	SEPT. 26	8.52
GERMANY	SEPT. 26	5.79
JAPAN (MONTHLY)	SEPT. 26	4.97
SWITZERLAND	SEPT. 19	4.25
CANADA	SEPT. 19	9.49
FRANCE	SEPT. 26	8.47
NETHERLANDS (MONTHLY)	JULY	6.22
UNITED KINGDOM	SEPT. 26	10.00

U.S. CORPORATE

AAA BONDS	JUNE	9.13
-----------	------	------

CHART 10. STOCK INDICES

UNITED STATES	SEPT. 24	241.48
UNITED KINGDOM	SEPT. 24	278.00
CANADA	SEPT. 24	298.84
GERMANY	SEPT. 24	289.23
SWITZERLAND	SEPT. 24	183.17
NETHERLANDS	SEPT. 24	344.70
FRANCE	SEPT. 24	390.22
JAPAN	SEPT. 24	392.70

FEDERAL RESERVE statistical release



H.10 (512)

OCTOBER 3, 1986

FOREIGN EXCHANGE RATES

FOR THE WEEK ENDING OCTOBER 3, 1986

The Board of Governors of the Federal Reserve System is advised that the Federal Reserve Bank of New York has certified for customs purposes the following noon buying rates in New York City for cable transfers payable in foreign currencies:

COUNTRY	MONETARY UNIT	(CURRENCY UNITS PER DOLLAR)				
		SEP. 29	SEP. 30	OCT. 1	OCT. 2	OCT. 3
*AUSTRALIA	DOLLAR	62.75	62.79	63.08	63.10	63.43
AUSTRIA	SCHILLING	14.250	14.270	14.230	14.127	14.083
BELGIUM	FRANC	42.010	42.060	41.940	41.630	41.450
BRAZIL	CRUZADO	13.84	13.84	13.84	13.84	13.84
CANADA	DOLLAR	1.3884	1.3888	1.3880	1.3880	1.3865
CHINA, P. R.	YUAN	3.7240	3.7240	3.7240	3.7240	3.7240
DENMARK	KRONE	7.6560	7.6610	7.6300	7.5835	7.5550
FINLAND	MARKA	4.9160	4.9135	4.9075	4.1275	4.8800
FRANCE	FRANC	6.6330	6.6410	6.6225	6.5760	6.5460
GERMANY	D. MARK	2.0255	2.0272	2.0215	2.0065	1.9995
GREECE	DRACHMA	135.100	135.300	135.250	134.300	134.450
HONG KONG	DOLLAR	7.8025	7.8020	7.8040	7.8020	7.7965
INDIA	RUPEE	12.7800	12.7700	12.8000	12.8100	12.7700
*IRELAND	POUND	135.12	135.08	135.68	136.20	136.58
ITALY	LIRA	1401.50	1402.00	1398.00	1390.00	1383.50
JAPAN	YEN	153.65	154.35	154.15	153.92	154.17
MALAYSIA	RINGGIT	2.6320	2.6255	2.6280	2.6280	2.6260
NETHERLANDS	GUILDER	2.2850	2.2900	2.2840	2.2675	2.2595
*NEW ZEALAND	DOLLAR	49.150	48.820	48.820	50.250	50.530
NORWAY	KRONE	7.3750	7.3600	7.3850	7.3510	7.3600
PORTUGAL	ESCUDO	147.350	147.050	147.050	146.150	145.900
SINGAPORE	DOLLAR	2.1725	2.1720	2.1720	2.1705	2.1705
*SOUTH AFRICA	RAND	45.10	44.85	44.60	44.85	44.90
SOUTH KOREA	WON	882.40	881.00	881.00	881.00	881.10
SPAIN	PESETA	133.500	133.500	133.200	132.750	132.200
SRI LANKA	RUPEE	28.355	28.357	28.357	28.355	28.363
SWEDEN	KRONA	6.9210	6.9100	6.9070	6.8790	6.8550
SWITZERLAND	FRANC	1.6410	1.6470	1.6405	1.6265	1.6205
TAIWAN	DOLLAR	NA	36.790	36.780	36.750	36.740
THAILAND	BAHT	26.090	26.080	26.110	26.100	26.100
*UNITED KINGDOM	POUND	143.30	144.68	144.40	143.40	144.25
MEMO:						
*UNITED STATES	DOLLAR	106.89	106.91	106.72	106.30	105.96

INDEX OF WEIGHTED AVERAGE EXCHANGE VALUE OF U.S. DOLLAR AGAINST CURRENCIES OF OTHER G-10 COUNTRIES. MARCH 1973 = 100. WEIGHTS ARE 1972-76 GLOBAL TRADE OF EACH OF THE 10 COUNTRIES. SERIES REVISED AS OF AUGUST 1978. FOR DESCRIPTION AND BACK DATA, SEE "INDEX OF THE WEIGHTED-AVERAGE EXCHANGE VALUE OF THE U.S. DOLLAR: REVISION" ON PAGE 700 OF THE AUGUST 1978 FEDERAL RESERVE BULLETIN.

*VALUE IS U.S. CENTS