

Selected Interest & Exchange Rates

Weekly Series of Charts

September 2, 1986

**Prepared by the
FINANCIAL MARKETS
SECTION**

**DIVISION OF
INTERNATIONAL FINANCE**

**BOARD OF GOVERNORS
FEDERAL RESERVE SYSTEM
Washington, D.C. 20551**

Table of Contents

TABLES

1. LATEST FIGURES PLOTTED
2. DAILY CERTIFIED SPOT EXCHANGE RATES--
H.10 RELEASE

CHARTS

1. SPOT EXCHANGE RATE INDICES
2. 3-MONTH FORWARD EXCHANGE RATES
3. GOLD PRICE--LONDON
4. CALL MONEY RATES
5. 3-MONTH INTEREST RATES
6. EURO-DOLLAR DEPOSIT RATES
7. SELECTED EURO-DOLLAR AND U.S. MONEY MARKET RATES
8. INTEREST ARBITRAGE: 3-MONTH FUNDS
9. LONG-TERM GOVERNMENT BOND YIELDS
10. INDUSTRIAL STOCK INDICES

SUBSCRIPTION RATES:

Weekly \$15.00 per year or \$.40 each in the United States, its possessions, Canada, and Mexico; 10 or more of the same issue to one address, \$13.50 per year or \$.35 each. Elsewhere, \$20.00 per year or \$.50 each. Address requests to Publications Services, Division of Administrative Services, and make payment remittance payable to the order of the Board of Governors of the Federal Reserve System in a form collectible at par in U.S. Currency.

CHART 1

SPOT EXCHANGE INDICES

DOLLAR PRICES OF FOREIGN CURRENCIES AND WEIGHTED AVERAGE VALUES (THIN LINE)
AVERAGES FOR WEEK ENDING WEDNESDAY

RATIO SCALE
MARCH 1973=100

RATIO SCALE
MARCH 1973=100

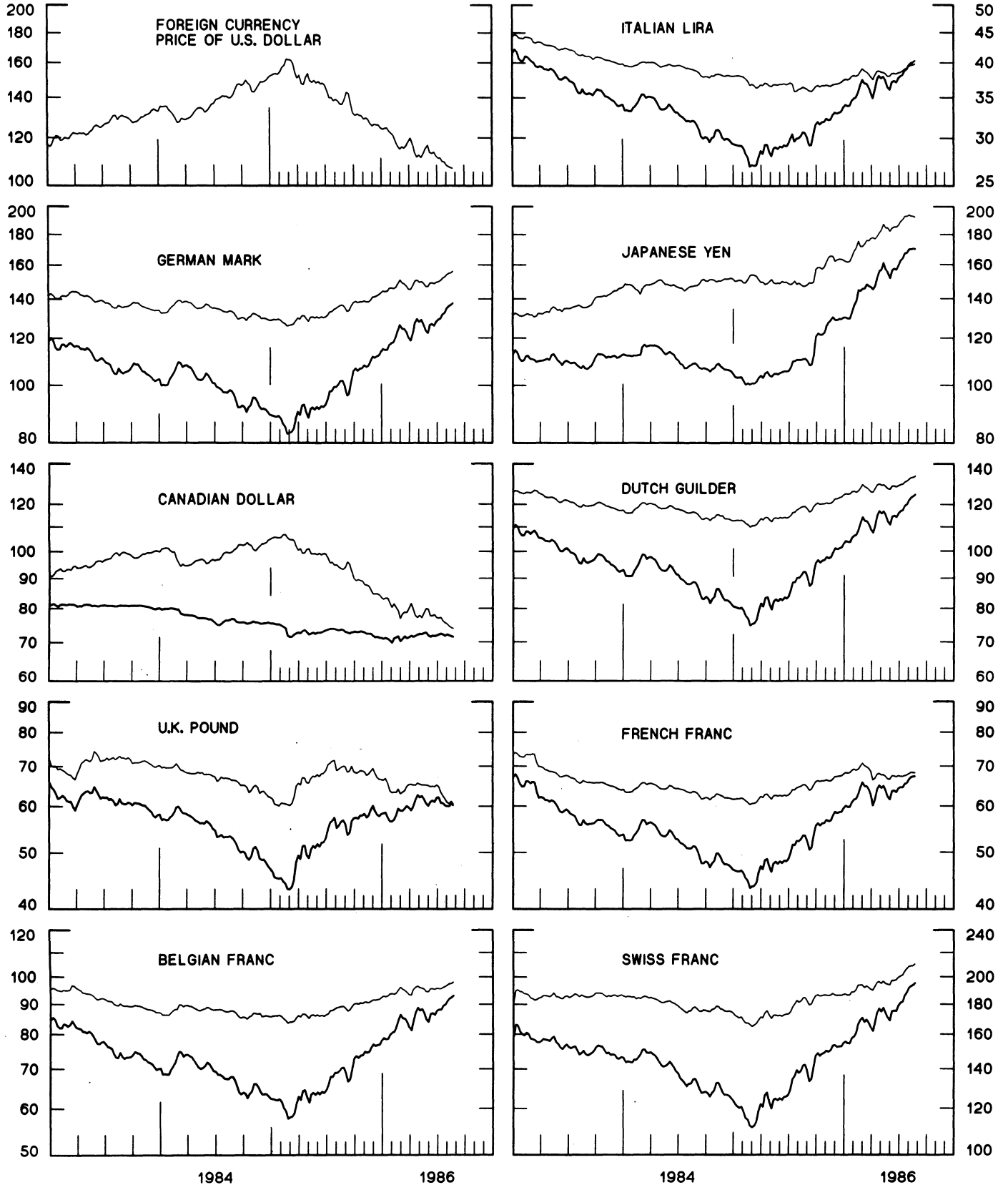


CHART 2
3-MONTH FORWARD EXCHANGE RATES

PREMIUM (+) OR (-)
 AVERAGES FOR WEEK ENDING WEDNESDAY

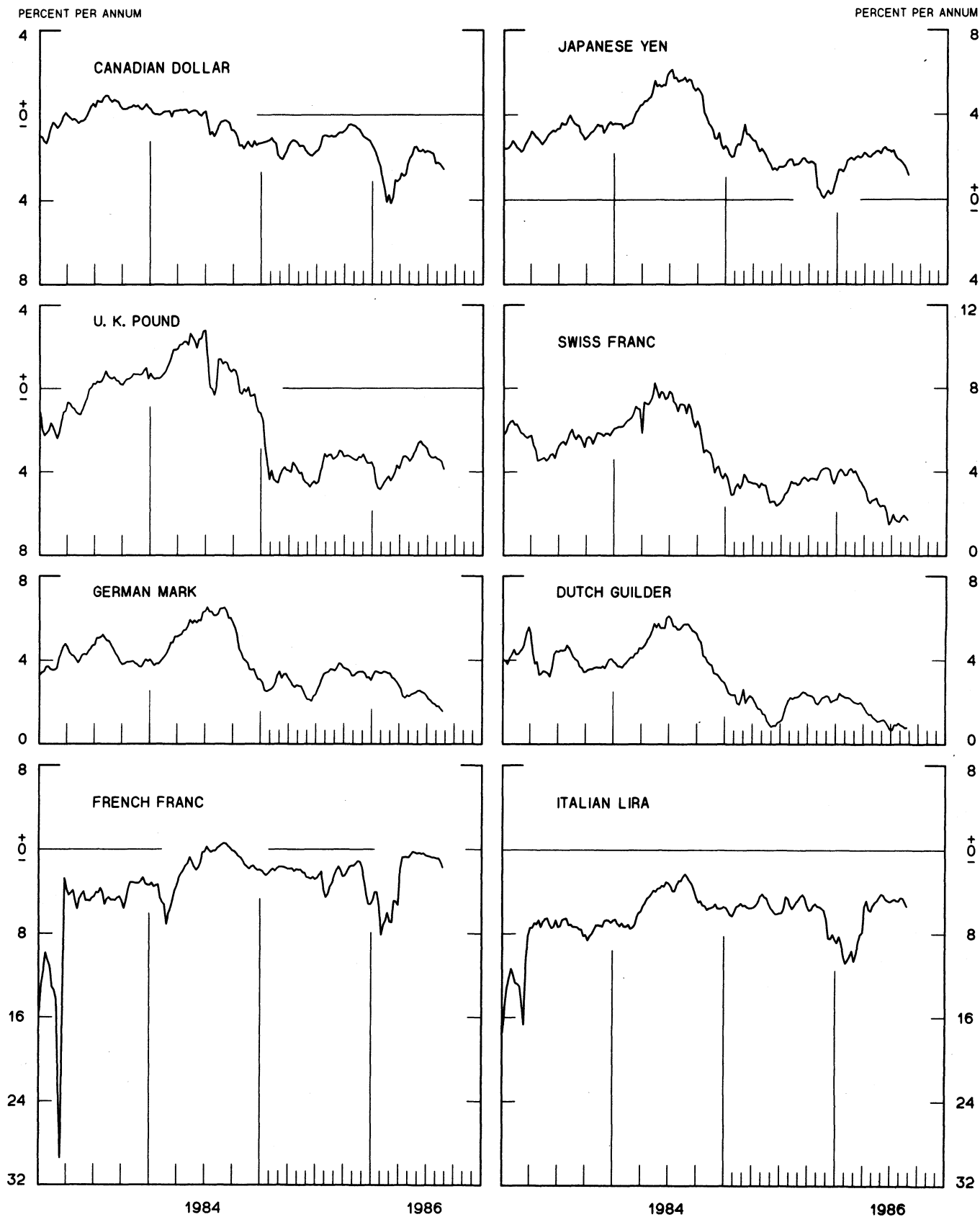


CHART 3
PRICE OF GOLD IN LONDON
AVERAGES FOR WEEK ENDING WEDNESDAY



CHART 4
CALL MONEY RATES
WEEKLY SERIES

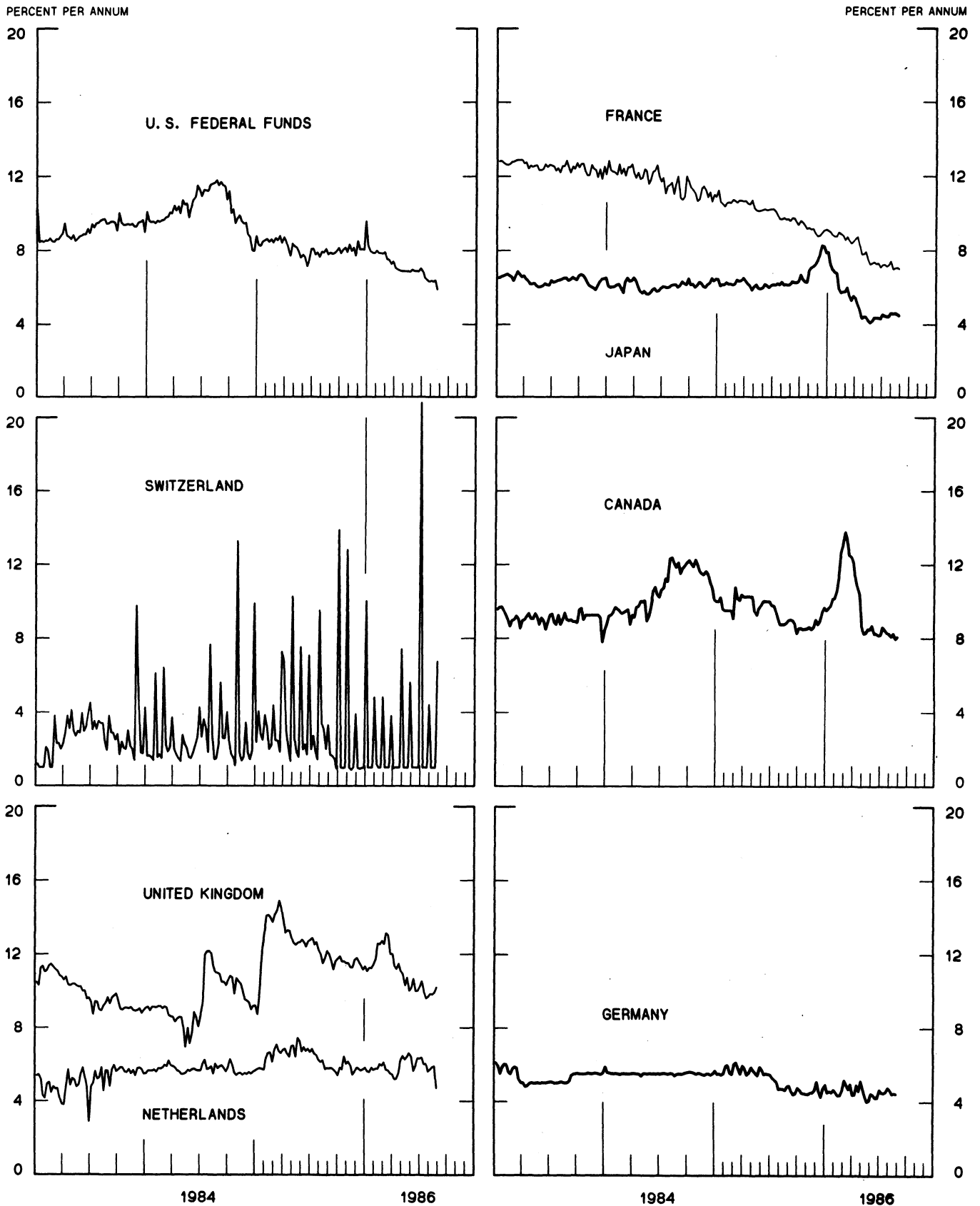


CHART 5
3-MONTH INTEREST RATES
 WEEKLY SERIES

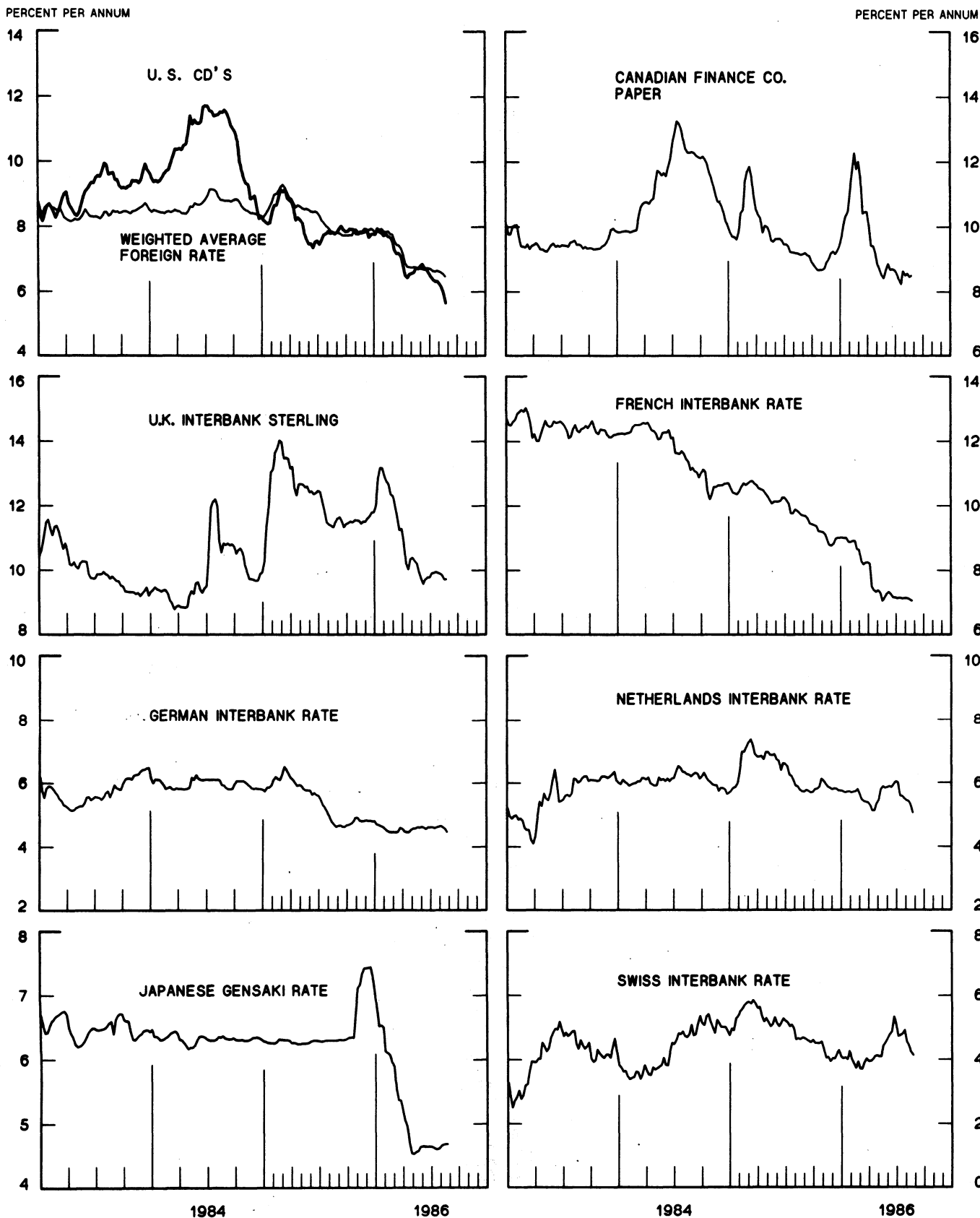


CHART 6
EURO-DOLLAR DEPOSIT RATES LONDON
AVERAGES FOR WEEK ENDING WEDNESDAY

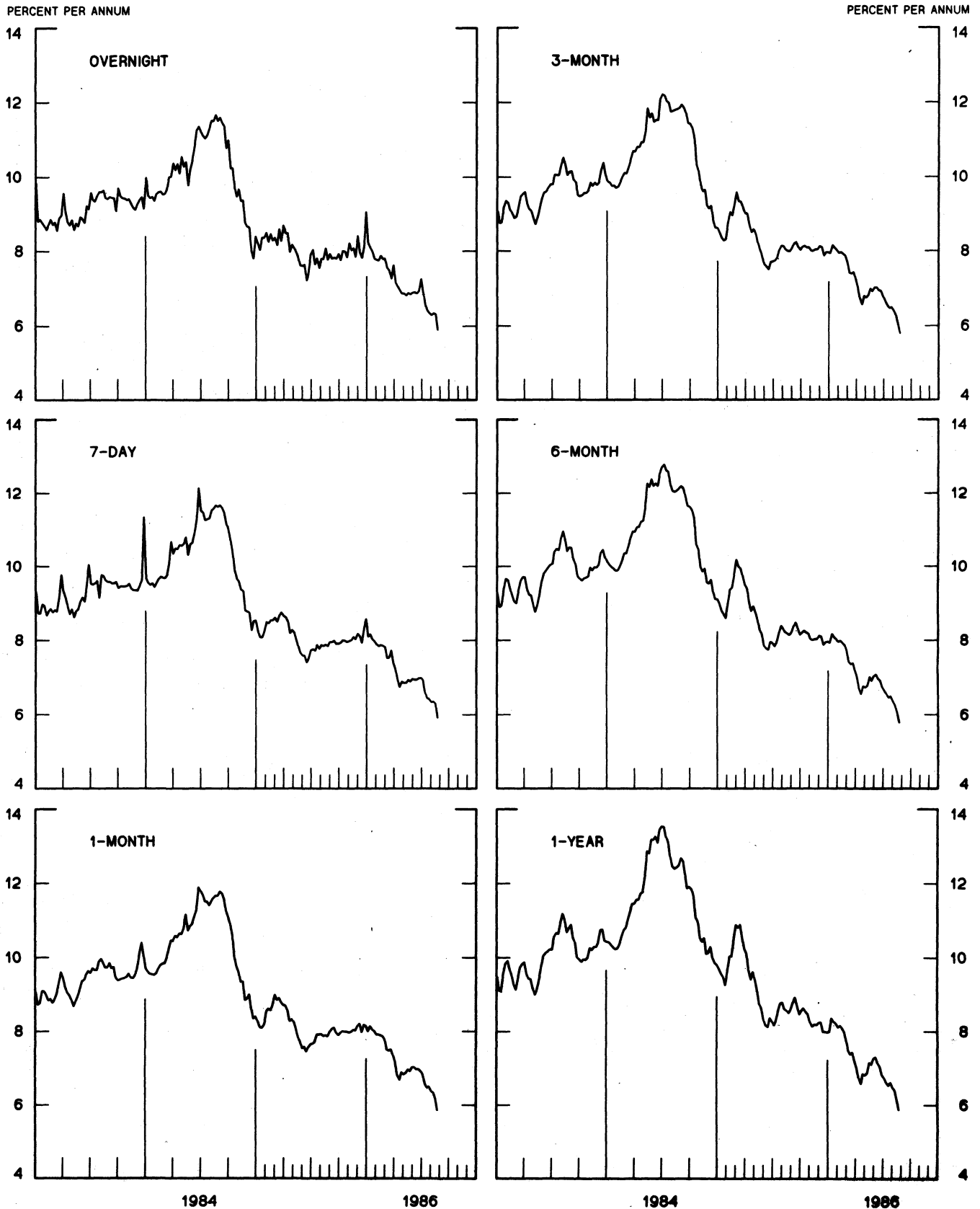
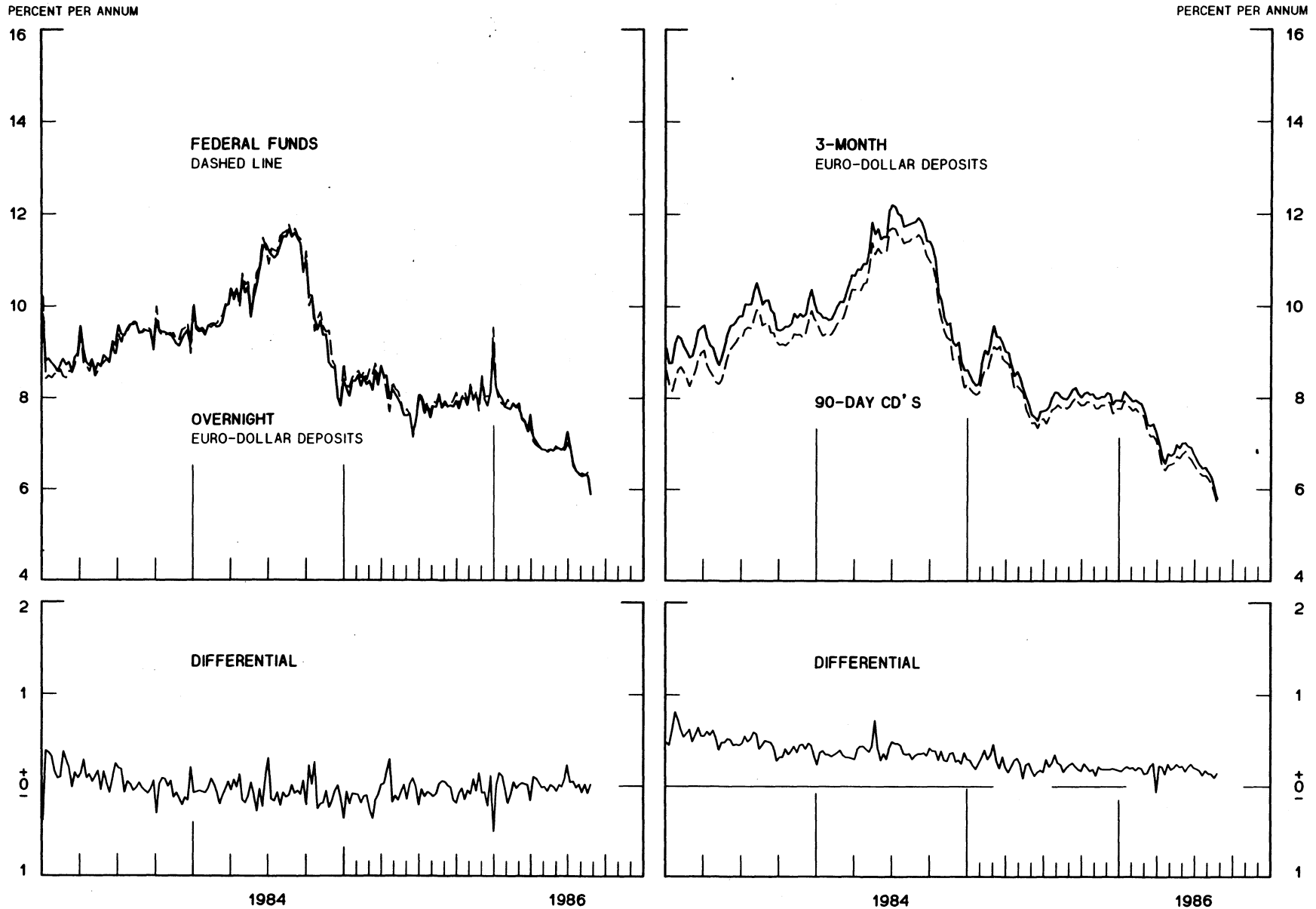


CHART 7
SELECTED EURO-DOLLAR AND U. S. MONEY MARKET RATES

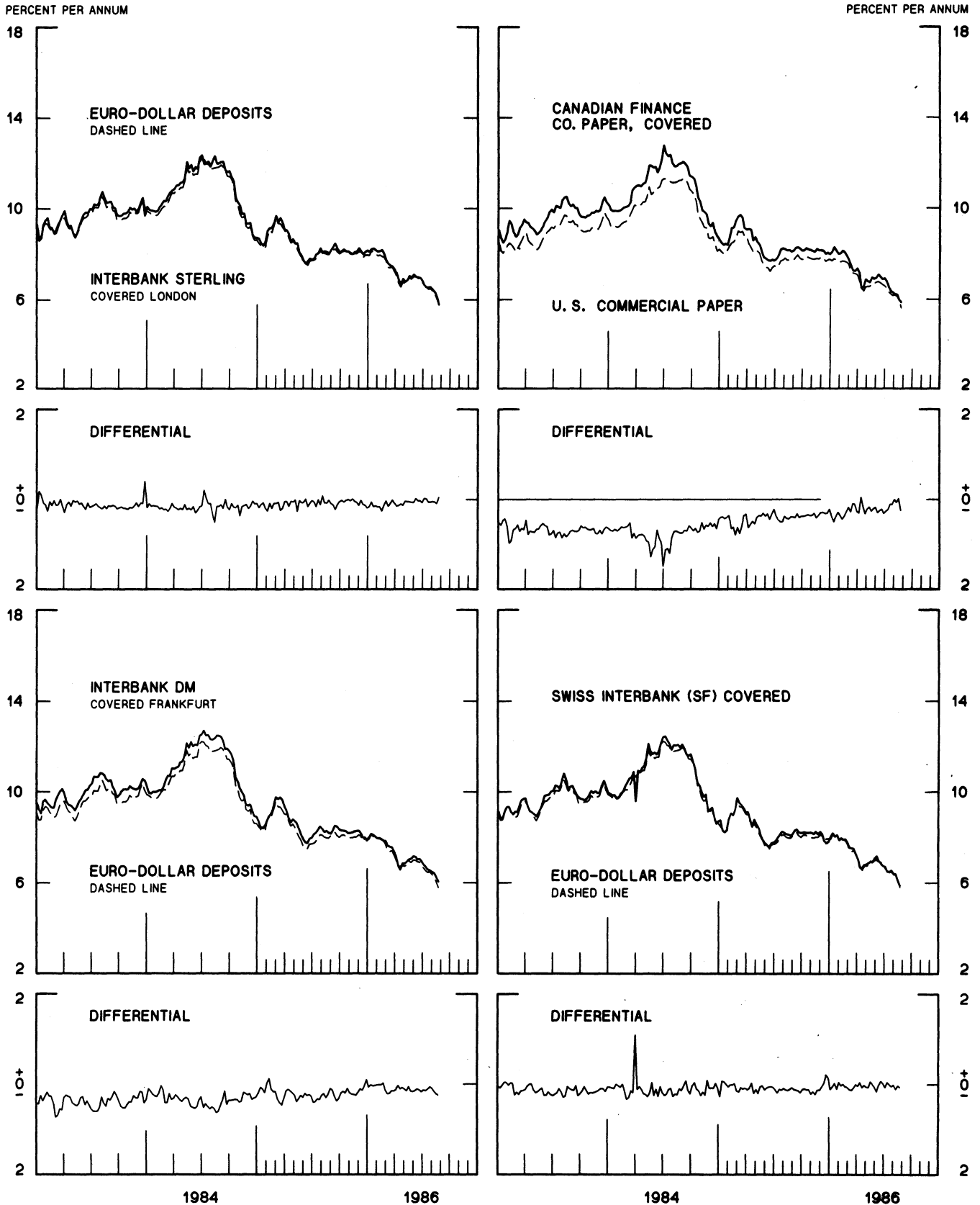
DIFFERENTIAL: PLUS(+), FAVORS BORROWING IN U. S.
 AVERAGES FOR WEEK ENDING WEDNESDAY



1 PERCENT ON DIFFERENTIAL SCALE = 2 PERCENT ON RATE SCALE

INTEREST ARBITRAGE: 3-MONTH FUNDS

DIFFERENTIAL: PLUS(+), INDICATES FAVOR DOLLAR ASSETS
AVERAGES FOR WEEK ENDING WEDNESDAY



1 PERCENT ON DIFFERENTIAL SCALE = 2 PERCENT ON RATE SCALE

CHART 9
LONG-TERM GOVERNMENT BOND YIELDS
 WEEKLY SERIES

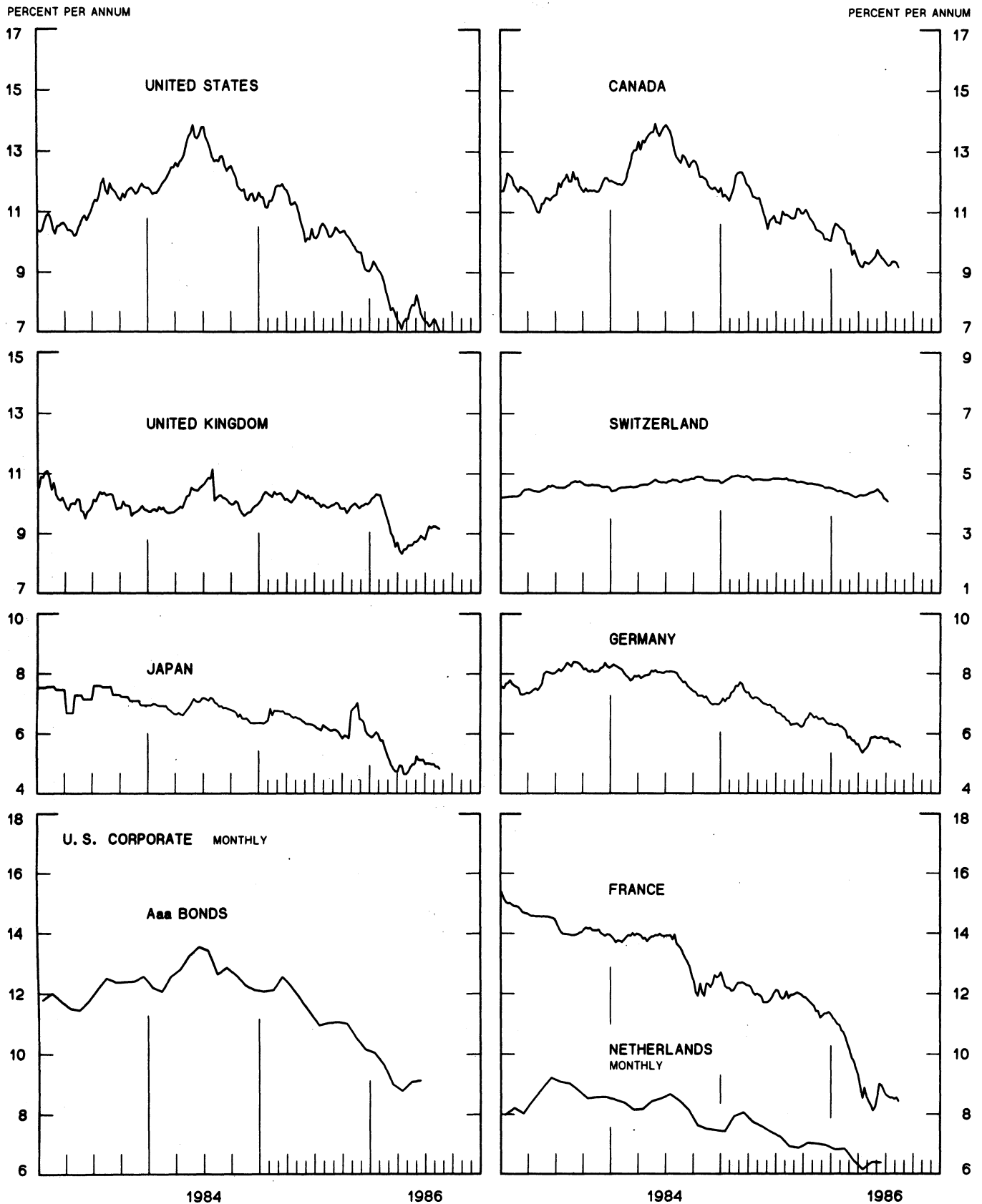
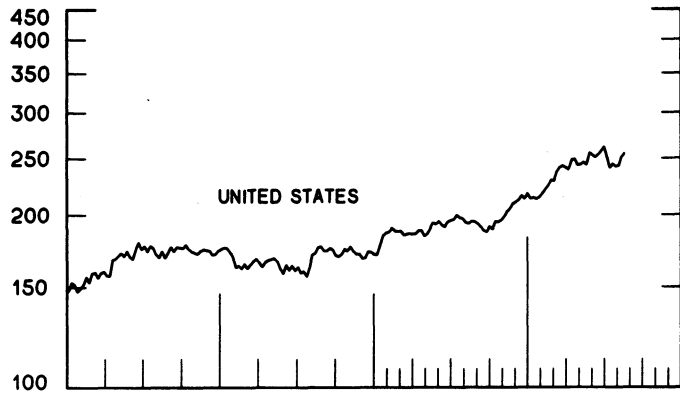
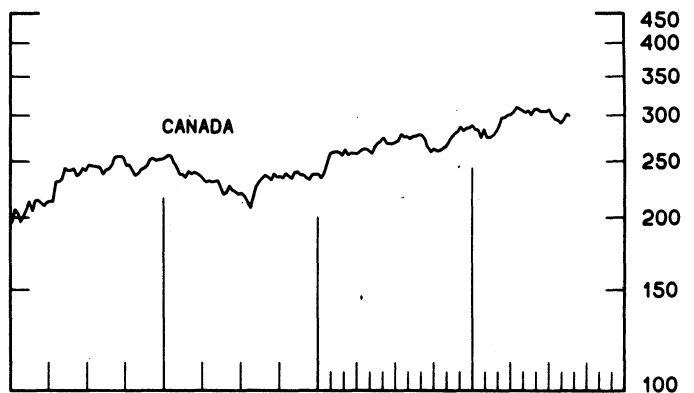
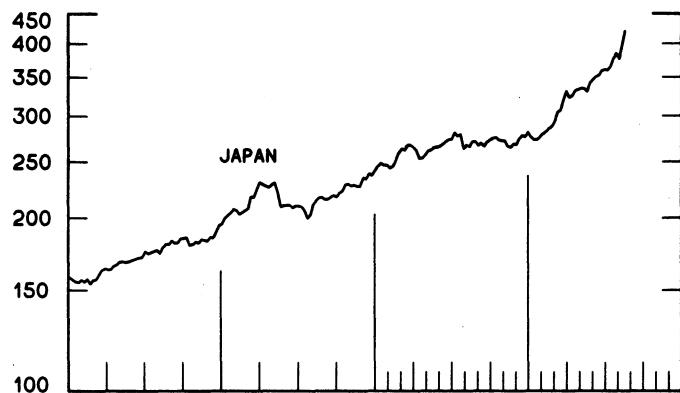
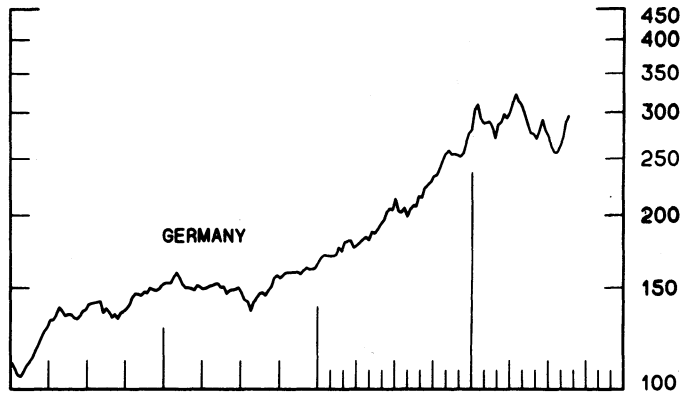
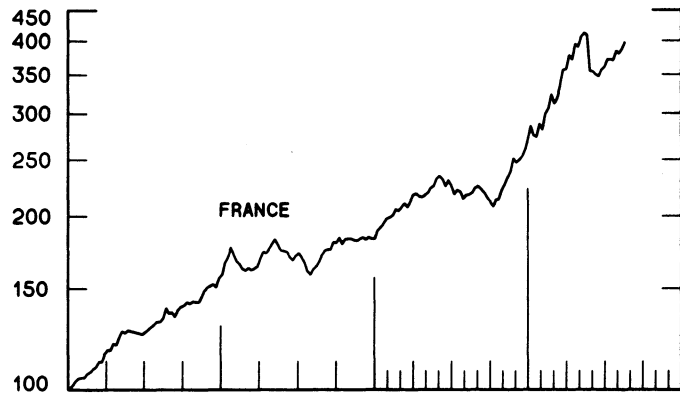
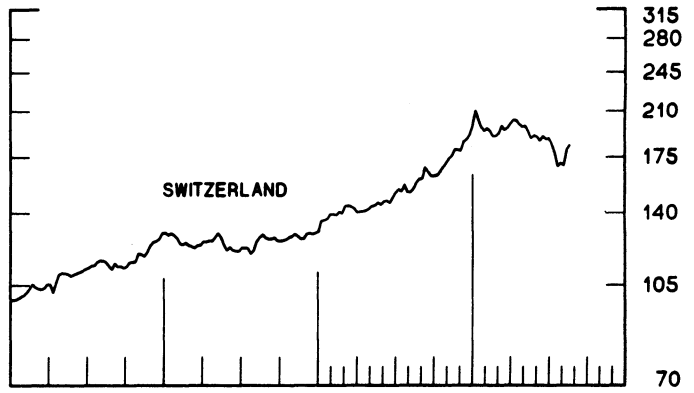
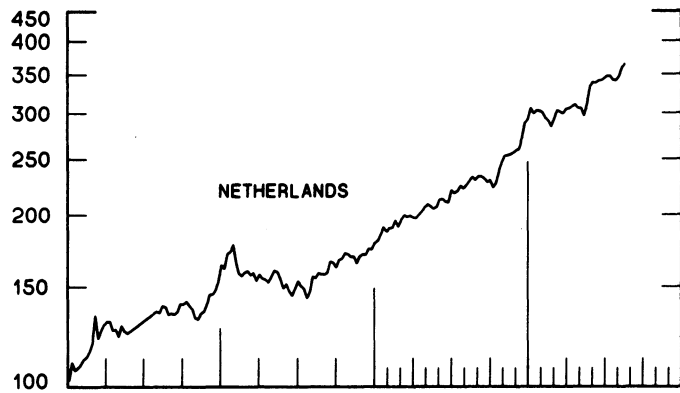
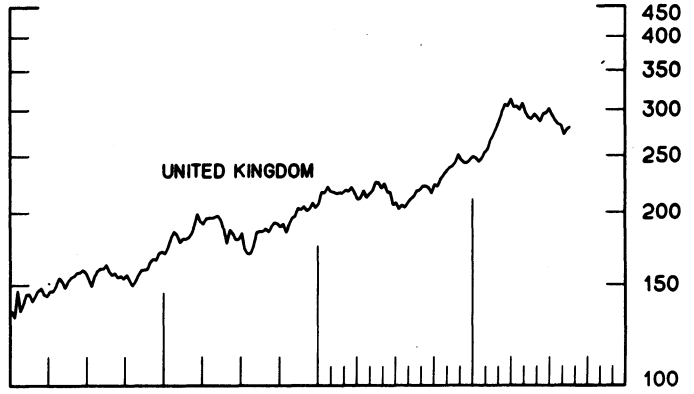


CHART 10
INDUSTRIAL STOCK INDICES
WEEKLY SERIES

RATIO SCALE
1969=100



RATIO SCALE
1969=100



1984

1986

1984

1986

SERIES NAME

LAST VALUE PLOTTED
DATE VALUE

CHART 1. SPOT EXCHANGE RATES AND INDICES

WEEKLY AVERAGES, NOON BUYING RATES (U.S. CENTS)

GERMAN MARK	AUG. 27	48.90
JAPANESE YEN	AUG. 27	0.64922
DUTCH GUILDER	AUG. 27	43.38
U.K. POUND	AUG. 27	148.60
CANADIAN DOLLAR	AUG. 27	71.76
FRENCH FRANC	AUG. 27	14.92
SWISS FRANC	AUG. 27	60.69
BELGIAN FRANC	AUG. 27	2.36117
ITALIAN LIRA	AUG. 27	0.07086
SWEDISH KRONA	AUG. 27	14.47

INDICES, MARCH 1973 BASE RATES = 100

GERMAN MARK	AUG. 27	137.56
JAPANESE YEN	AUG. 27	169.99
DUTCH GUILDER	AUG. 27	124.53
U.K. POUND	AUG. 27	60.10
CANADIAN DOLLAR	AUG. 27	71.53
FRENCH FRANC	AUG. 27	67.25
SWISS FRANC	AUG. 27	195.24
BELGIAN FRANC	AUG. 27	93.04
ITALIAN LIRA	AUG. 27	40.25

WEIGHTED AVERAGE EXCHANGE VALUE INDICES, MAR 1973 = 100
(G-10 COUNTRIES PLUS SWITZERLAND)

U.S. DOLLAR	AUG. 27	107.06
GERMAN MARK	AUG. 27	156.15
JAPANESE YEN	AUG. 27	192.37
DUTCH GUILDER	AUG. 27	133.91
U.K. POUND	AUG. 27	60.49
CANADIAN DOLLAR	AUG. 27	73.84
FRENCH FRANC	AUG. 27	68.22
SWISS FRANC	AUG. 27	210.34
BELGIAN FRANC	AUG. 27	98.08
ITALIAN LIRA	AUG. 27	39.78
SWEDISH KRONA	AUG. 27	66.74

CHART 2. 3-MONTH FORWARD EXCHANGE RATES, PREMIUM OR DISCOUNT

CANADIAN DOLLAR	AUG. 27	-2.57
U.K. POUND	AUG. 27	-3.88
GERMAN MARK	AUG. 27	1.55
FRENCH FRANC	AUG. 27	-1.73
SWISS FRANC	AUG. 27	1.70
DUTCH GUILDER	AUG. 27	0.79
JAPANESE YEN	AUG. 27	1.12
ITALIAN LIRA	AUG. 27	-5.42

SERIES NAME	LAST VALUE PLOTTED	
	DATE	VALUE
CHART 3. GOLD PRICE IN LONDON, AFTERNOON FIXING		
U. S. DOLLARS PER FINE OUNCE	AUG. 27	382.05
CHART 4. CALL MONEY RATES		
U. S. FEDERAL FUNDS	AUG. 27	5.87
OVERNIGHT EURO-DOLLAR DEPOSITS	AUG. 27	5.89
U. K.	AUG. 27	10.22
CANADA	AUG. 27	8.07
GERMANY	AUG. 27	4.44
JAPAN	AUG. 27	4.46
FRANCE	AUG. 27	7.00
NETHERLANDS	AUG. 27	4.70
SWITZERLAND	AUG. 27	6.75
CHART 5. 3-MONTH INTEREST RATES		
U. S. 90-DAY CD'S, SECONDARY MARKET	AUG. 27	5.64
GERMAN INTERBANK LOAN	AUG. 27	4.46
JAPANESE GENSAKI RATE	AUG. 27	4.68
CANADIAN FINANCE PAPER	AUG. 27	8.49
INTERBANK STERLING	AUG. 27	9.72
SWISS INTERBANK LOAN	AUG. 27	4.14
FRENCH INTERBANK RATE	AUG. 27	7.05
NETHERLANDS INTERBANK RATE	AUG. 27	5.05
WEIGHTED AVERAGE FOREIGN INTEREST RATE (G-10 COUNTRIES PLUS SWITZERLAND)	AUG. 27	6.45
CHART 6. EURO-DOLLAR DEPOSIT RATES: LONDON		
OVERNIGHT	AUG. 27	5.89
7-DAY	AUG. 27	5.90
1-MONTH	AUG. 27	5.85
3-MONTH	AUG. 27	5.79
6-MONTH	AUG. 27	5.79
1-YEAR	AUG. 27	5.86
CHART 7. SELECTED EURO-DOLLAR AND U. S. MONEY MARKET RATES		
OVERNIGHT EURO-DOLLAR DEPOSITS	AUG. 27	5.89
U. S. FEDERAL FUNDS	AUG. 27	5.87
DIFFERENTIAL	AUG. 27	0.02
3-MONTH EURO-DOLLAR DEPOSIT RATE	AUG. 27	5.79
U. S. 90-DAY CD'S, SECONDARY MARKET	AUG. 27	5.64
DIFFERENTIAL	AUG. 27	0.15

SERIES NAME

LAST VALUE PLOTTED
DATE VALUE

CHART 8. INTEREST ARBITRAGE, 3-MONTH FUNDS

EURO-DOLLAR DEPOSIT	AUG. 27	5.79
INTERBANK STERLING (LONDON), COVERED	AUG. 27	5.74
DIFFERENTIAL	AUG. 27	0.05
U.S. COMMERCIAL PAPER	AUG. 27	5.61
CANADIAN FINANCE PAPER, COVERED	AUG. 27	5.86
DIFFERENTIAL	AUG. 27	-0.25
EURO-DOLLAR DEPOSIT	AUG. 27	5.79
INTERBANK DM (FRANKFURT), COVERED	AUG. 27	6.03
DIFFERENTIAL	AUG. 27	-0.24
EURO-DOLLAR DEPOSIT	AUG. 27	5.79
SWISS INTERBANK, COVERED	AUG. 27	5.85
DIFFERENTIAL	AUG. 27	-0.06

CHART 9. LONG TERM GOVERNMENT BOND YIELDS

UNITED STATES	AUG. 22	7.04
GERMANY	AUG. 22	5.56
JAPAN (MONTHLY)	AUG. 22	4.83
SWITZERLAND	JULY 11	4.05
CANADA	AUG. 15	9.16
FRANCE	AUG. 15	8.42
NETHERLANDS (MONTHLY)	JUNE	6.38
UNITED KINGDOM	AUG. 22	9.15

U.S. CORPORATE

AAA BONDS	JUNE	9.13
-----------	------	------

CHART 10. STOCK INDICES

UNITED STATES	AUG. 20	253.88
UNITED KINGDOM	AUG. 20	278.86
CANADA	AUG. 20	299.03
GERMANY	AUG. 20	295.20
SWITZERLAND	AUG. 20	182.84
NETHERLANDS	AUG. 20	363.08
FRANCE	AUG. 20	396.66
JAPAN	AUG. 20	419.84



FEDERAL RESERVE statistical release

H.10 (512)

AUGUST 29, 1986

FOREIGN EXCHANGE RATES

FOR THE WEEK ENDING AUGUST 29, 1986

The Board of Governors of the Federal Reserve System is advised that the Federal Reserve Bank of New York has certified for customs purposes the following noon buying rates in New York City for cable transfers payable in foreign currencies:

COUNTRY	MONETARY UNIT	(CURRENCY UNITS PER DOLLAR)				
		AUG. 25	AUG. 26	AUG. 27	AUG. 28	AUG. 29
*AUSTRALIA	DOLLAR	60.52	60.69	60.90	60.85	60.90
AUSTRIA	SCHILLING	14.370	14.420	14.480	14.420	14.325
BELGIUM	FRANC	42.290	42.460	42.370	42.430	42.130
BRAZIL	CRUZADO	13.84	13.84	13.84	13.84	13.84
CANADA	DOLLAR	1.3940	1.3957	1.3965	1.3925	1.3881
CHINA, P. R.	YUAN	3.7129	3.7129	3.7129	3.7129	3.7129
DENMARK	KRONE	7.7325	7.7500	7.7450	7.7525	7.7000
FINLAND	MARKKA	4.9110	4.9200	4.9120	4.9150	4.8950
FRANCE	FRANC	6.6970	6.7130	6.7040	6.7190	6.6700
GERMANY	D. MARK	2.0425	2.0500	2.0455	2.0500	2.0355
GREECE	DRACHMA	134.150	134.800	134.700	133.950	134.000
HONG KONG	DOLLAR	7.8030	7.8080	7.8060	7.8050	7.8035
INDIA	RUPEE	12.5700	12.5600	12.5800	12.5500	12.5400
*IRELAND	POUND	134.55	134.60	134.50	134.14	135.05
ITALY	LIRA	1409.00	1413.00	1413.00	1415.00	1405.00
JAPAN	YEN	153.84	154.95	154.68	156.05	154.55
MALAYSIA	RINGGIT	2.6080	2.6115	2.6005	2.6065	2.6050
NETHERLANDS	GUILDER	2.3060	2.3037	2.3080	2.3130	2.2960
*NEW ZEALAND	DOLLAR	48.550	49.000	49.450	49.500	48.650
NORWAY	KRONE	7.3180	7.3250	7.3210	7.3300	7.3000
PORTUGAL	ESCUDO	146.000	146.300	146.150	146.200	145.650
SINGAPORE	DOLLAR	2.1525	2.1560	2.1585	2.1595	2.1550
*SOUTH AFRICA	RAND	38.05	38.06	38.25	38.55	39.20
SOUTH KOREA	WON	884.20	884.50	884.50	885.00	885.10
SPAIN	PESETA	133.650	134.200	133.750	134.050	133.600
SRI LANKA	RUPEE	28.202	28.202	28.208	28.205	28.225
SWEDEN	KRONA	6.9055	6.9200	6.9270	6.9310	6.8900
SWITZERLAND	FRANC	1.6455	1.6520	1.6455	1.6515	1.6410
TAIWAN	DOLLAR	37.070	37.050	37.040	37.030	37.020
THAILAND	BAHT	26.070	26.090	26.120	26.110	26.160
*UNITED KINGDOM	POUND	147.78	148.35	148.40	148.05	148.80
MEMO:						
*UNITED STATES	DOLLAR	107.05	107.30	107.20	107.47	106.74

*INDEX OF WEIGHTED AVERAGE EXCHANGE VALUE OF U.S. DOLLAR AGAINST CURRENCIES OF OTHER G-10 COUNTRIES. MARCH 1973 = 100. WEIGHTS ARE 1972-76 GLOBAL TRADE OF EACH OF THE 10 COUNTRIES. SERIES REVISED AS OF AUGUST 1978. FOR DESCRIPTION AND BACK DATA, SEE "INDEX OF THE WEIGHTED-AVERAGE EXCHANGE VALUE OF THE U.S. DOLLAR: REVISION" ON PAGE 700 OF THE AUGUST 1978 FEDERAL RESERVE BULLETIN.

*VALUE IS U.S. CENTS