

(516/517)

Selected Interest & Exchange Rates

Weekly Series of Charts

August 11, 1986

**Prepared by the
FINANCIAL MARKETS
SECTION**

**DIVISION OF
INTERNATIONAL FINANCE**

**BOARD OF GOVERNORS
FEDERAL RESERVE SYSTEM
Washington, D.C. 20551**

Table of Contents

TABLES

1. LATEST FIGURES PLOTTED
2. DAILY CERTIFIED SPOT EXCHANGE RATES--
H.10 RELEASE

CHARTS

1. SPOT EXCHANGE RATE INDICES
2. 3-MONTH FORWARD EXCHANGE RATES
3. GOLD PRICE--LONDON
4. CALL MONEY RATES
5. 3-MONTH INTEREST RATES
6. EURO-DOLLAR DEPOSIT RATES
7. SELECTED EURO-DOLLAR AND
U.S. MONEY MARKET RATES
8. INTEREST ARBITRAGE: 3-MONTH FUNDS
9. LONG-TERM GOVERNMENT BOND YIELDS
10. INDUSTRIAL STOCK INDICES

SUBSCRIPTION RATES:

Weekly \$15.00 per year or \$.40 each in the United States, its possessions, Canada, and Mexico; 10 or more of the same issue to one address, \$13.50 per year or \$.35 each. Elsewhere, \$20.00 per year or \$.50 each. Address requests to Publications Services, Division of Administrative Services, and make payment remittance payable to the order of the Board of Governors of the Federal Reserve System in a form collectible at par in U.S. Currency.

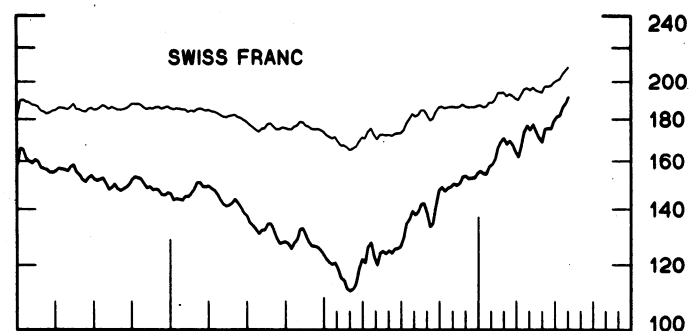
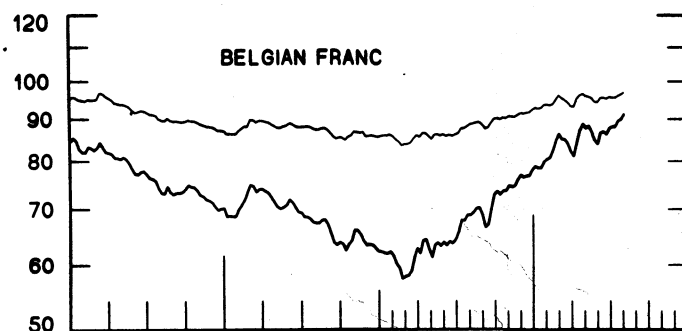
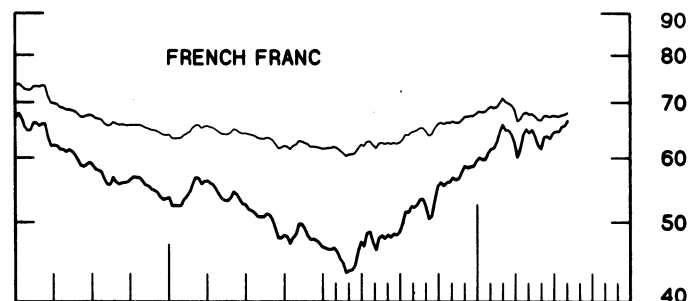
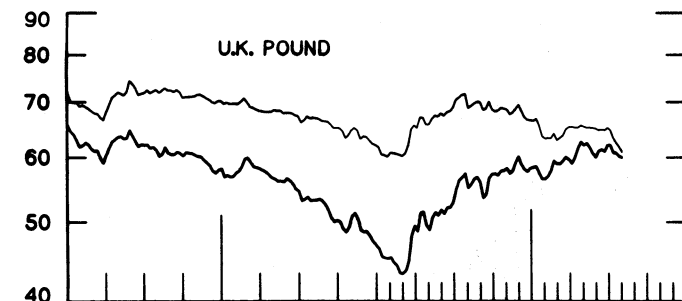
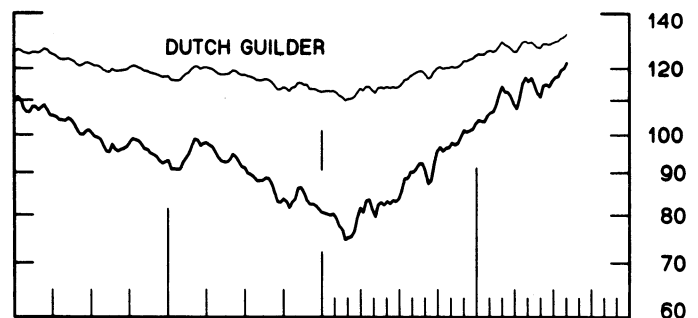
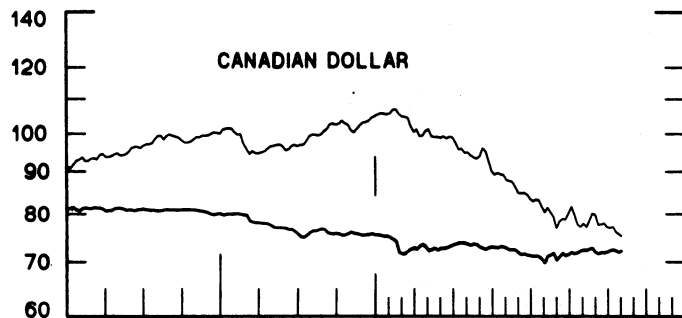
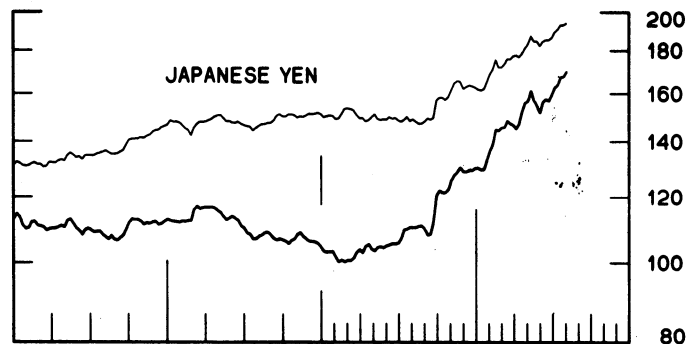
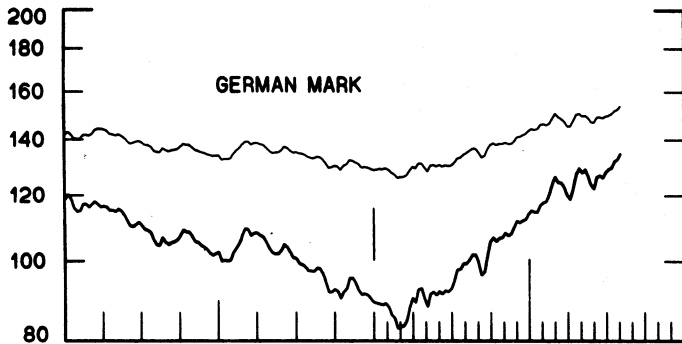
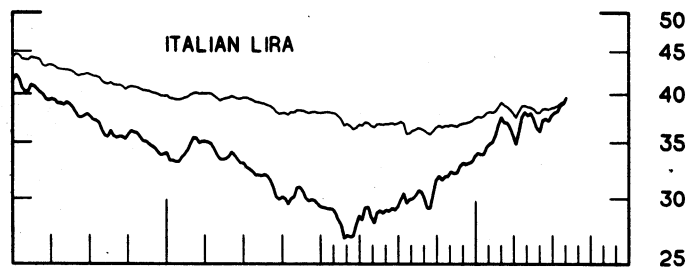
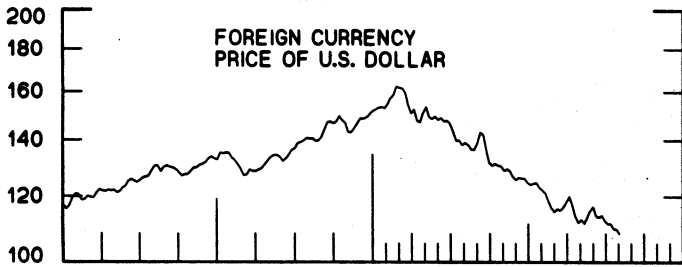
CHART 1

SPOT EXCHANGE INDICES

DOLLAR PRICES OF FOREIGN CURRENCIES AND WEIGHTED AVERAGE VALUES (THIN LINE)
AVERAGES FOR WEEK ENDING WEDNESDAY

RATIO SCALE
MARCH 1973=100

RATIO SCALE
MARCH 1973=100



1984

1986

1984

1986

CHART 2
3-MONTH FORWARD EXCHANGE RATES

PREMIUM (+) OR (-)
 AVERAGES FOR WEEK ENDING WEDNESDAY

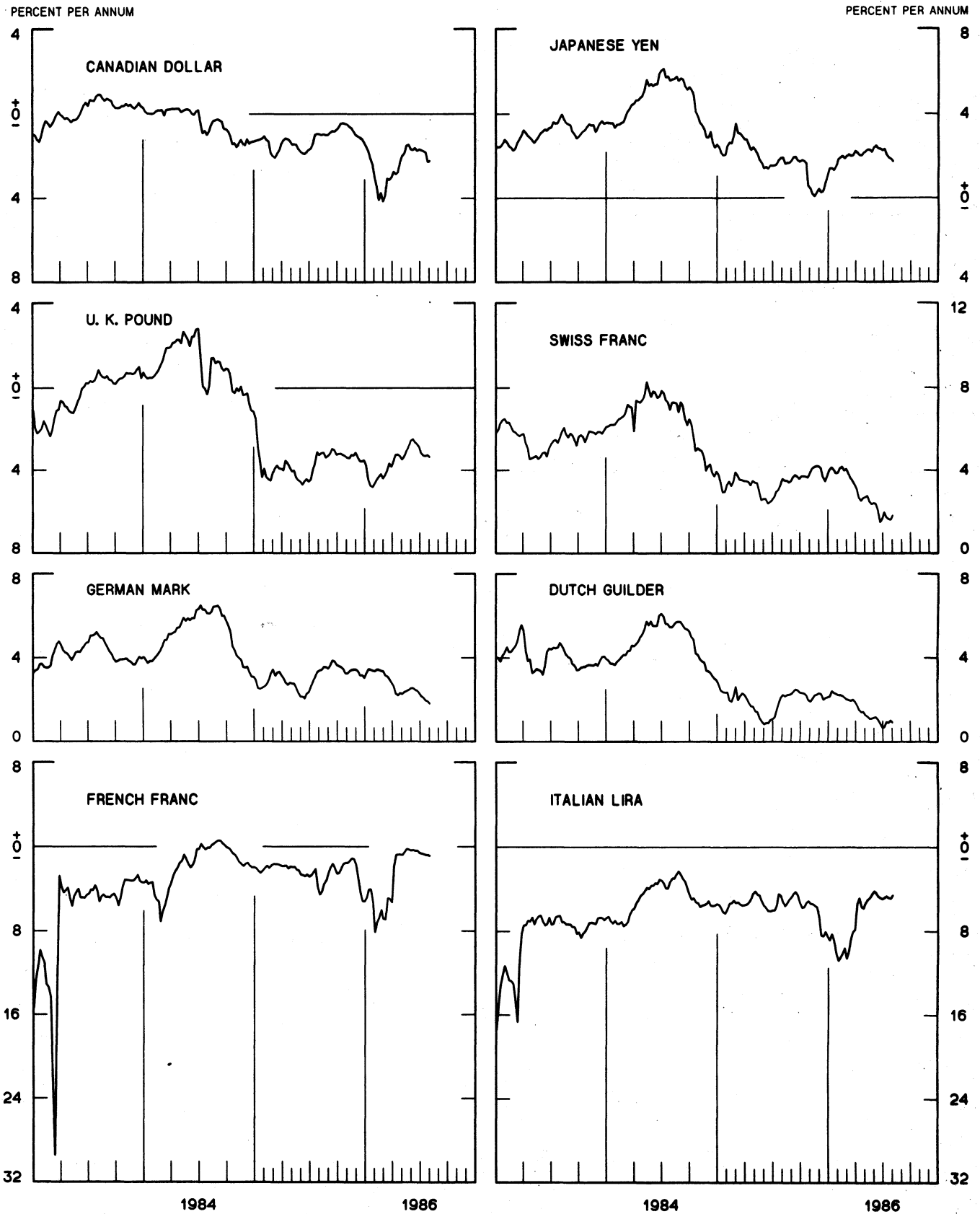


CHART 3
PRICE OF GOLD IN LONDON
AVERAGES FOR WEEK ENDING WEDNESDAY



CHART 4
CALL MONEY RATES
WEEKLY SERIES

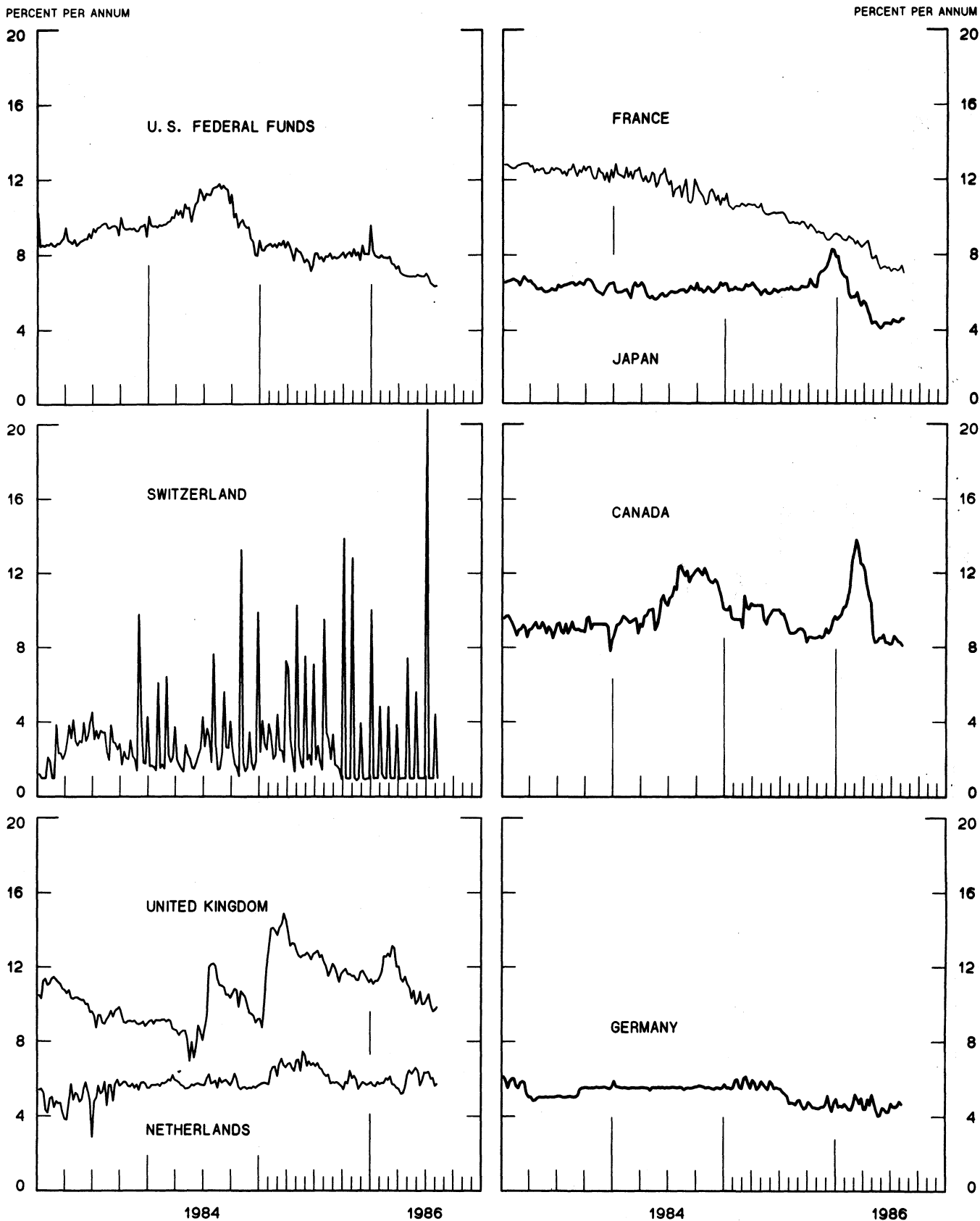


CHART 5
3-MONTH INTEREST RATES
 WEEKLY SERIES

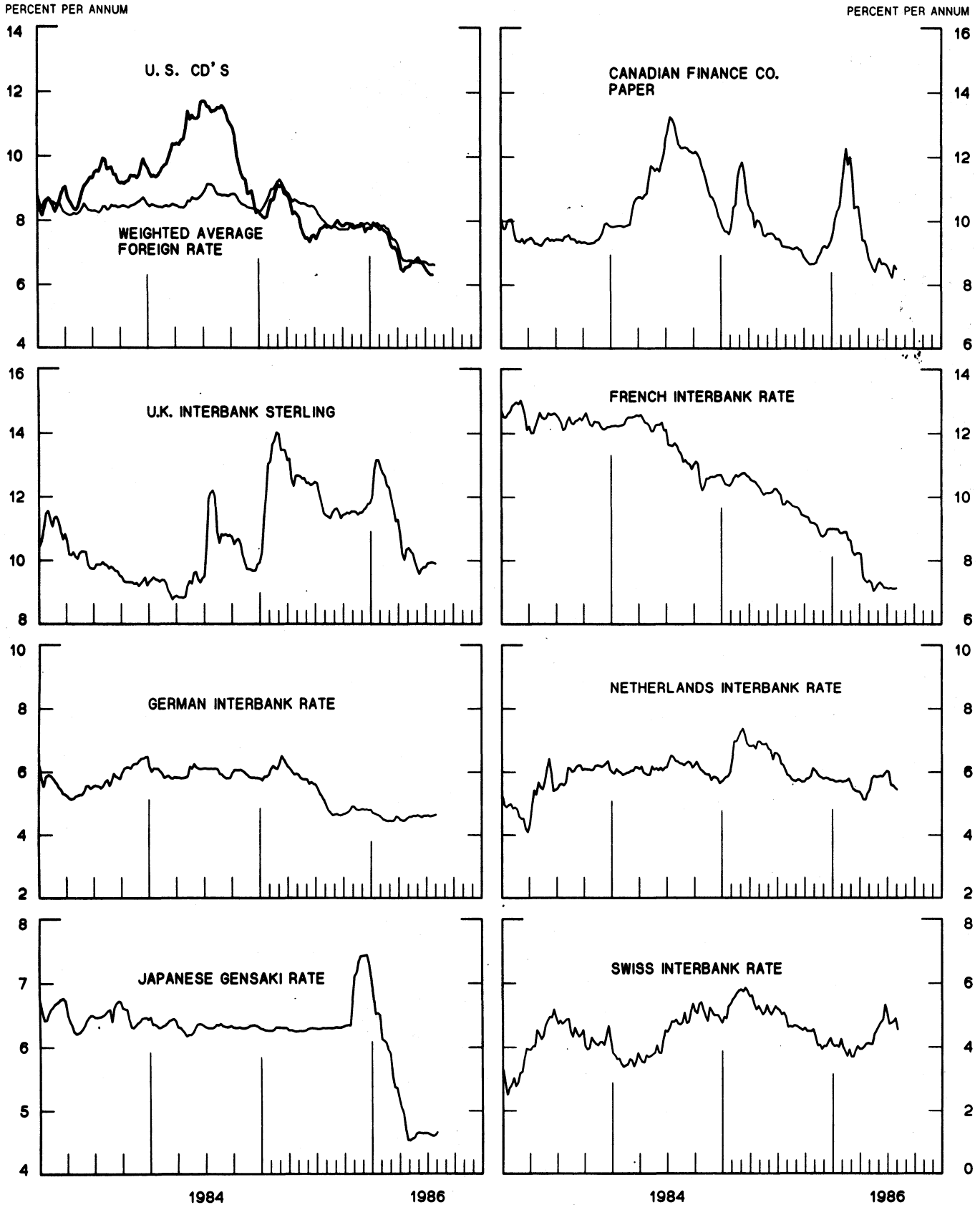


CHART 6
EURO-DOLLAR DEPOSIT RATES LONDON
 AVERAGES FOR WEEK ENDING WEDNESDAY

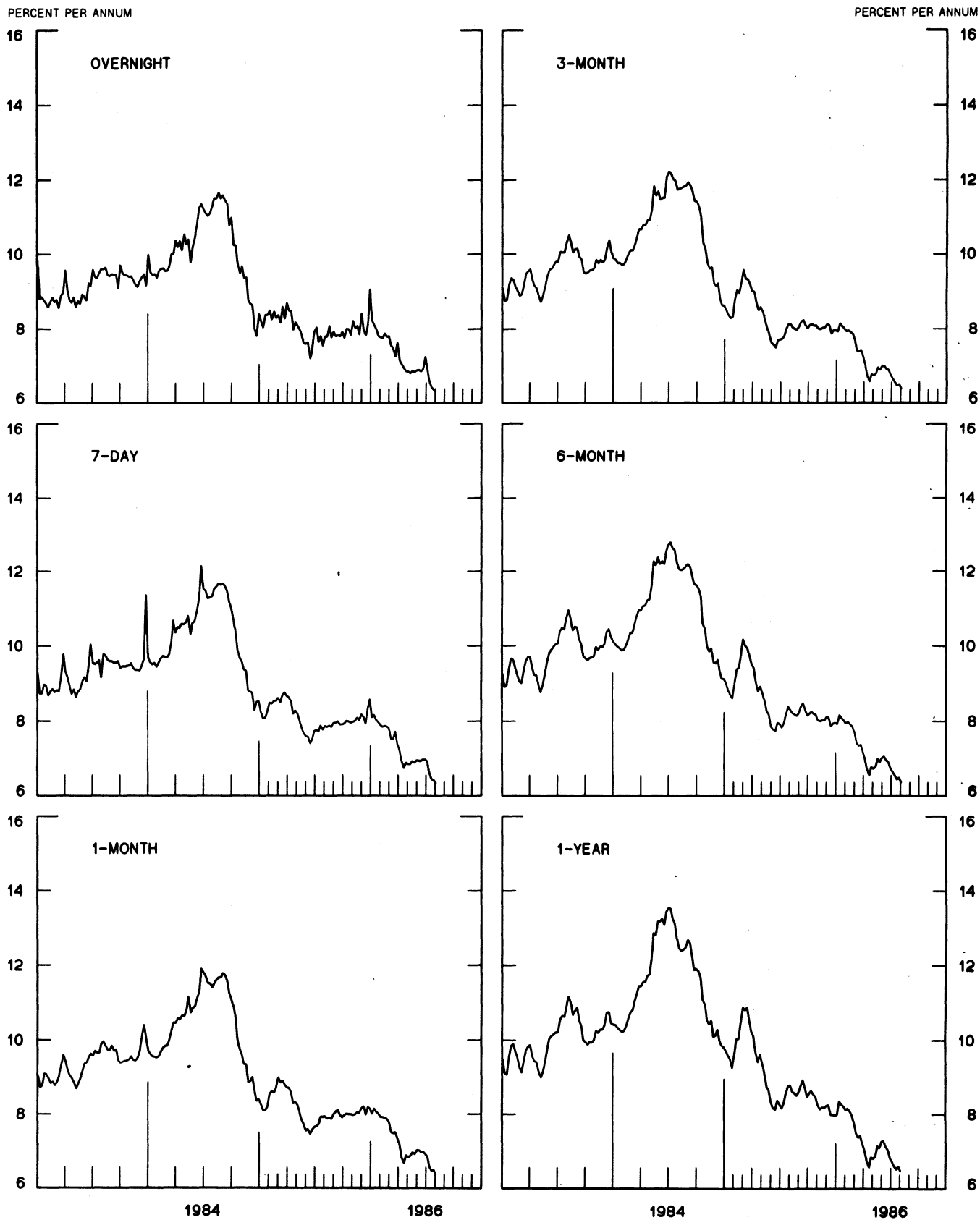
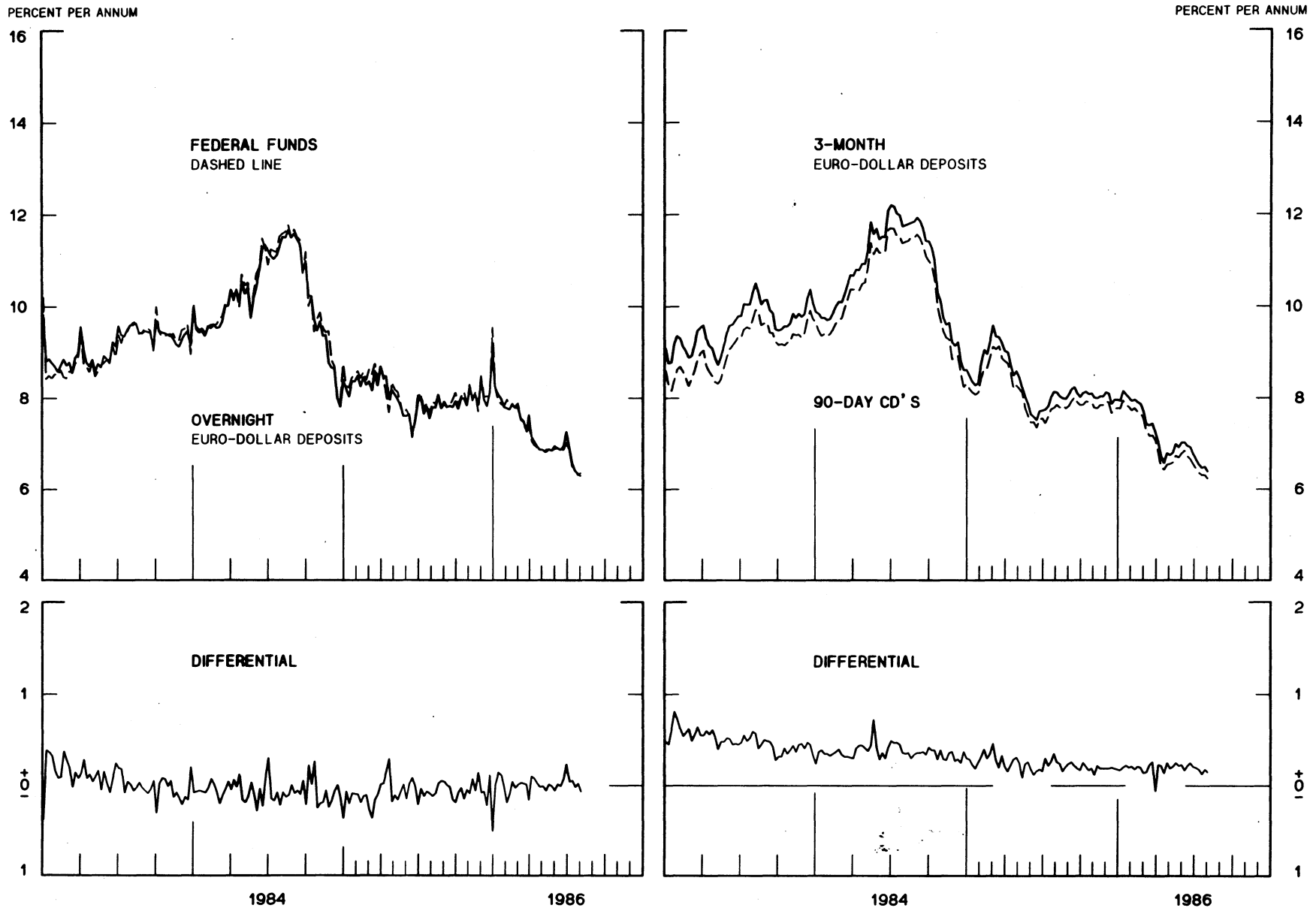


CHART 7
SELECTED EURO-DOLLAR AND U. S. MONEY MARKET RATES

DIFFERENTIAL: PLUS(+), FAVORS BORROWING IN U. S.
 AVERAGES FOR WEEK ENDING WEDNESDAY

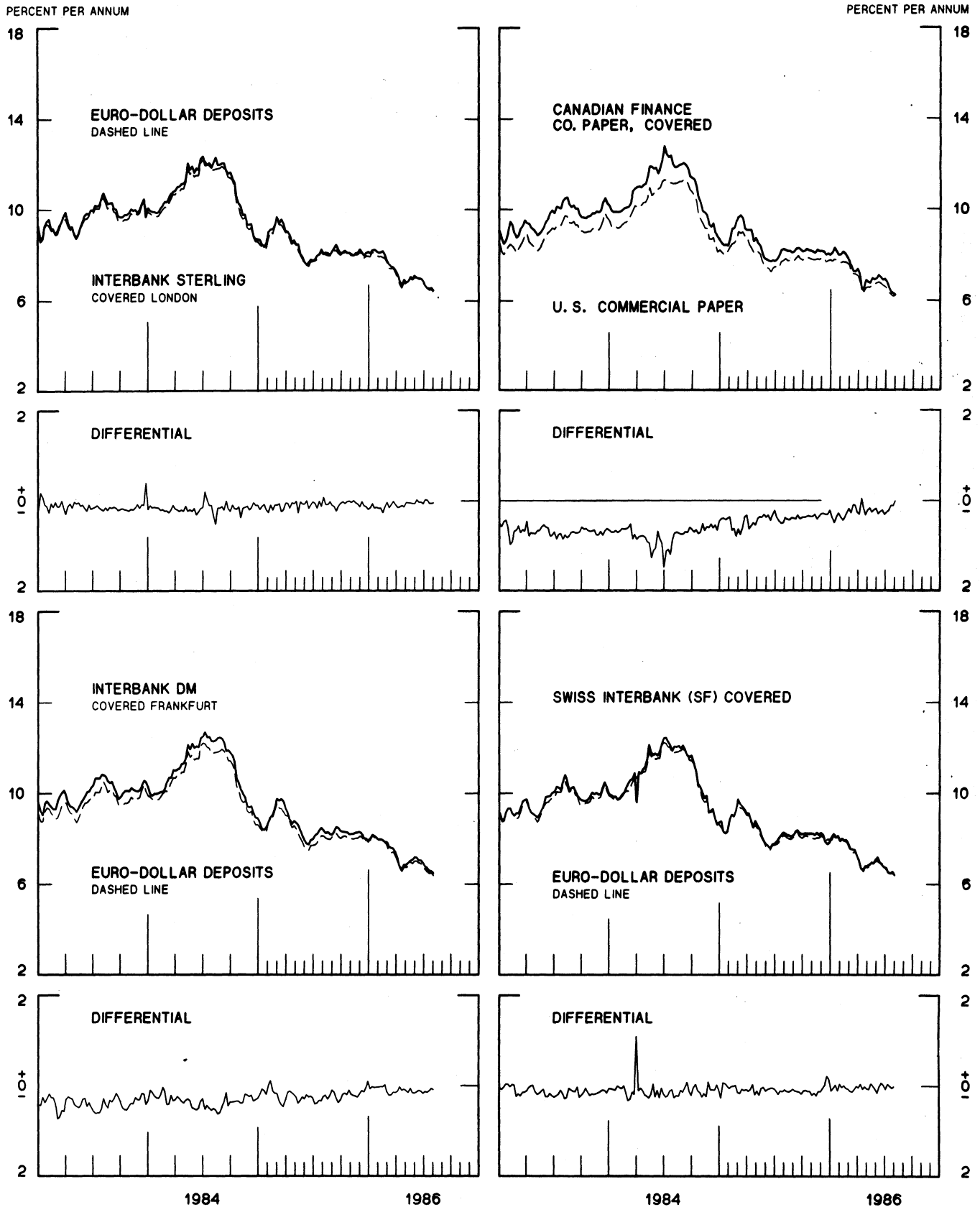


1 PERCENT ON DIFFERENTIAL SCALE = 2 PERCENT ON RATE SCALE

CHART 8

INTEREST ARBITRAGE: 3-MONTH FUNDS

DIFFERENTIAL: PLUS(+), INDICATES FAVOR DOLLAR ASSETS
AVERAGES FOR WEEK ENDING WEDNESDAY



1 PERCENT ON DIFFERENTIAL SCALE = 2 PERCENT ON RATE SCALE

CHART 9
LONG-TERM GOVERNMENT BOND YIELDS
 WEEKLY SERIES

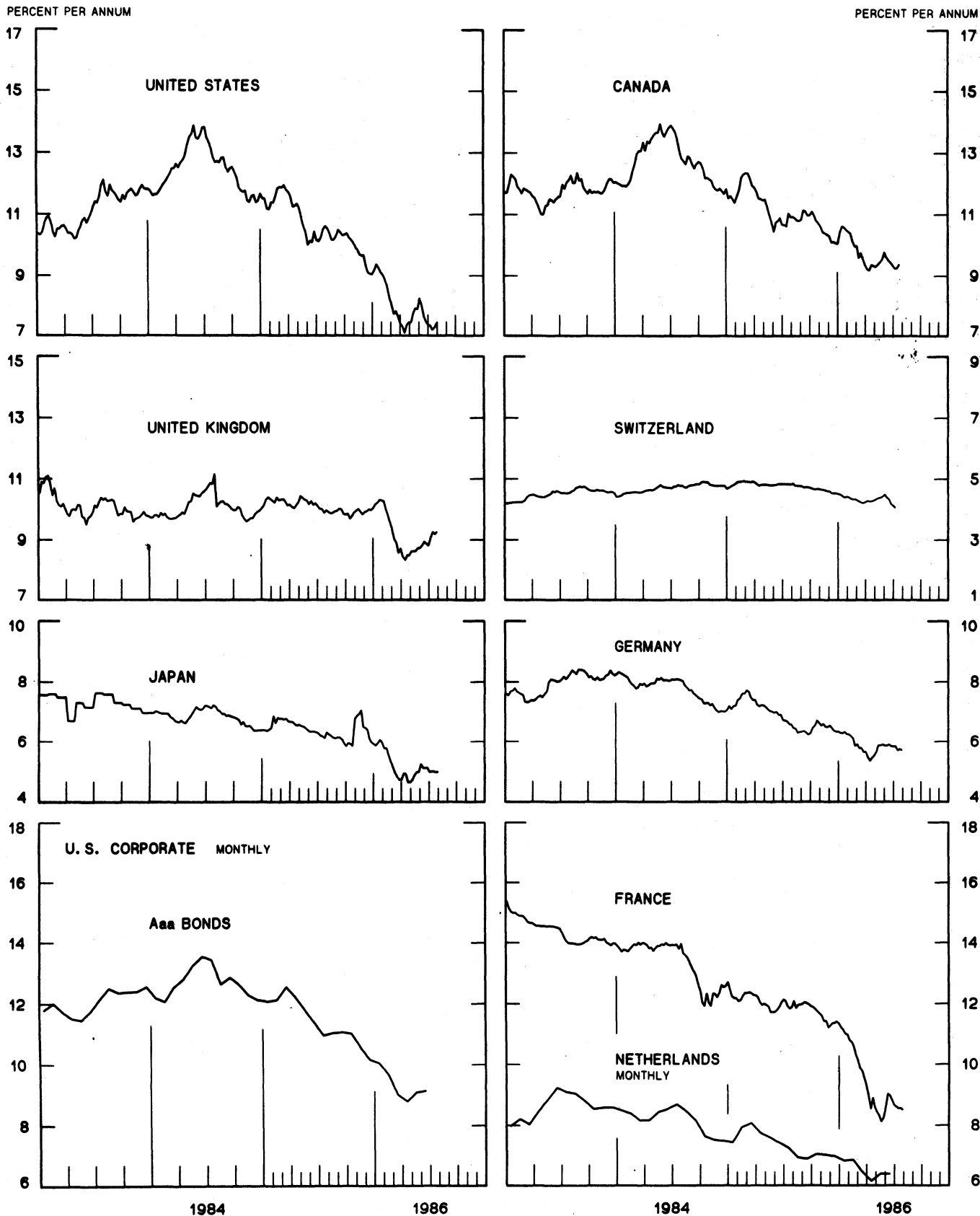
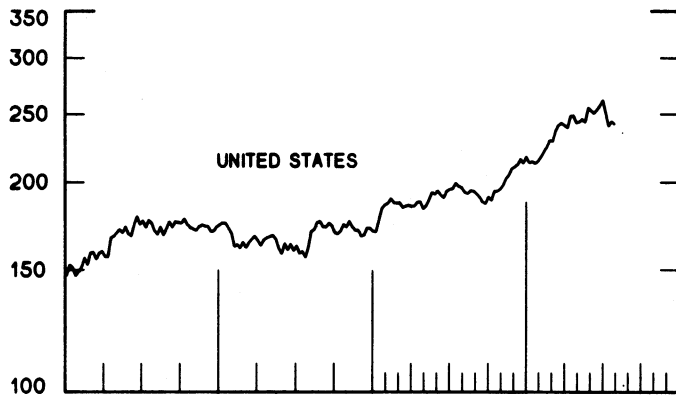
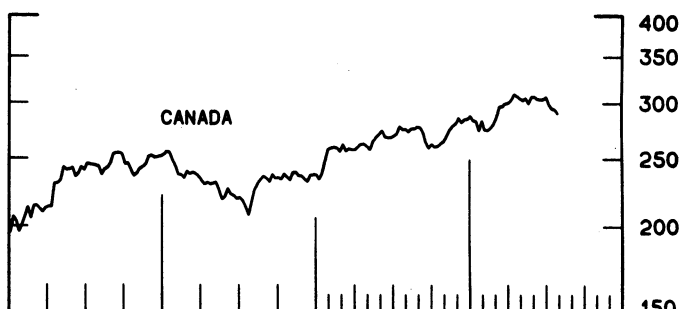
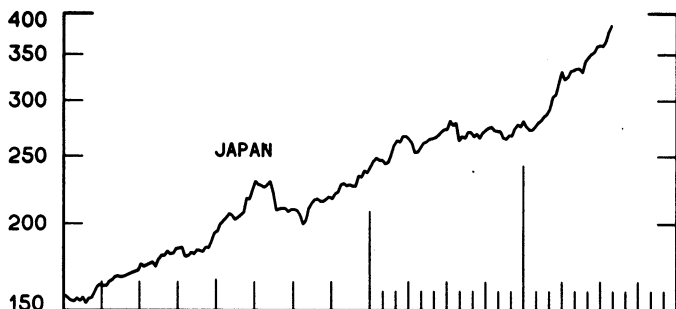
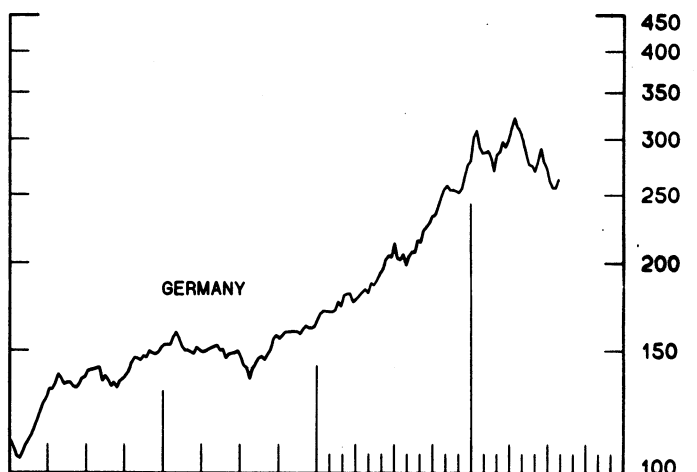
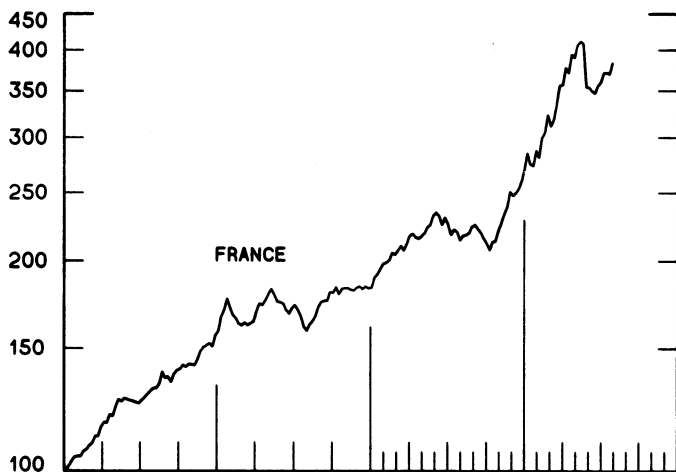
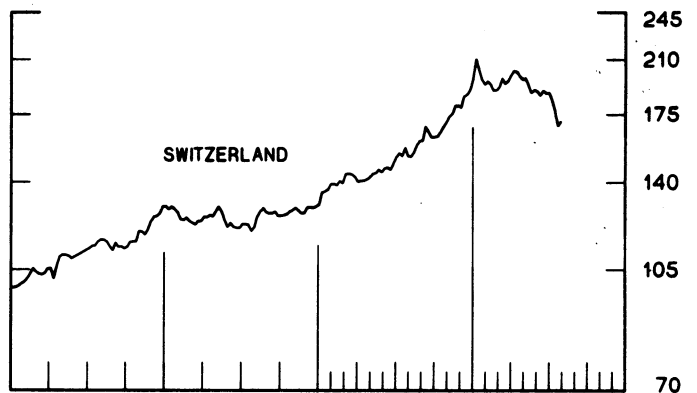
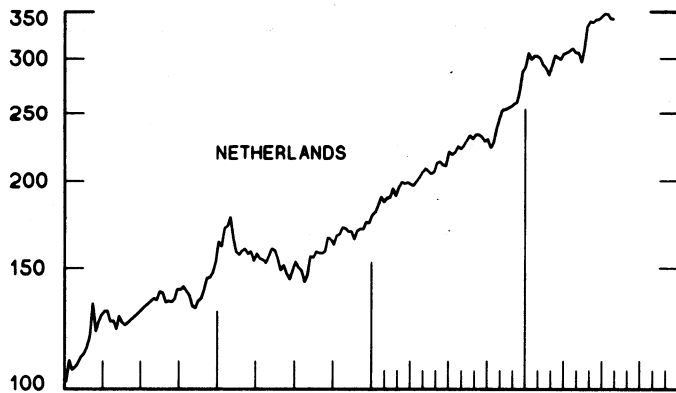
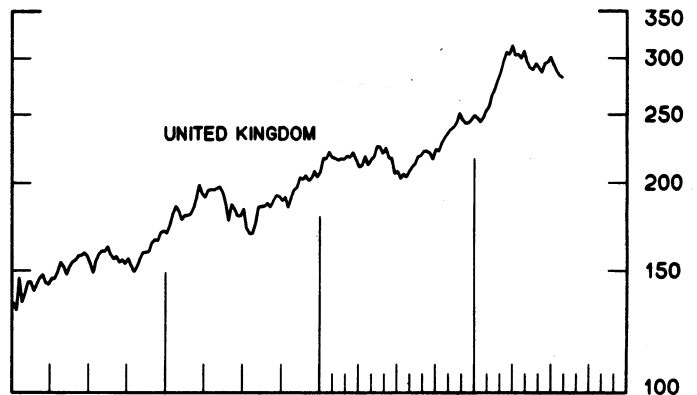


CHART 10
INDUSTRIAL STOCK INDICES
WEEKLY SERIES

RATIO SCALE
1969=100



RATIO SCALE
1969=100



1984

1986

1984

1986

SERIES NAME

LAST VALUE PLOTTED
DATE VALUE

CHART 1. SPOT EXCHANGE RATES AND INDICES

WEEKLY AVERAGES, NOON BUYING RATES (U.S. CENTS)

GERMAN MARK	AUG. 6	47.91
JAPANESE YEN	AUG. 6	0.64847
DUTCH GUILDER	AUG. 6	42.50
U.K. POUND	AUG. 6	148.21
CANADIAN DOLLAR	AUG. 6	72.41
FRENCH FRANC	AUG. 6	14.75
SWISS FRANC	AUG. 6	59.58
BELGIAN FRANC	AUG. 6	2.31343
ITALIAN LIRA	AUG. 6	0.06968
SWEDISH KRONA	AUG. 6	14.33

INDICES, MARCH 1973 BASE RATES = 100

GERMAN MARK	AUG. 6	134.77
JAPANESE YEN	AUG. 6	169.79
DUTCH GUILDER	AUG. 6	122.01
U.K. POUND	AUG. 6	59.95
CANADIAN DOLLAR	AUG. 6	72.17
FRENCH FRANC	AUG. 6	66.45
SWISS FRANC	AUG. 6	191.68
BELGIAN FRANC	AUG. 6	91.16
ITALIAN LIRA	AUG. 6	39.58

WEIGHTED AVERAGE EXCHANGE VALUE INDICES, MAR 1973 = 100
(6-10 COUNTRIES PLUS SWITZERLAND)

U.S. DOLLAR	AUG. 6	108.25
GERMAN MARK	AUG. 6	153.97
JAPANESE YEN	AUG. 6	194.00
DUTCH GUILDER	AUG. 6	132.24
U.K. POUND	AUG. 6	60.90
CANADIAN DOLLAR	AUG. 6	75.27
FRENCH FRANC	AUG. 6	67.97
SWISS FRANC	AUG. 6	208.25
BELGIAN FRANC	AUG. 6	96.88
ITALIAN LIRA	AUG. 6	39.44
SWEDISH KRONA	AUG. 6	66.63

CHART 2. 3-MONTH FORWARD EXCHANGE RATES, PREMIUM OR DISCOUNT

CANADIAN DOLLAR	AUG. 6	-2.23
U.K. POUND	AUG. 6	-3.38
GERMAN MARK	AUG. 6	1.80
FRENCH FRANC	AUG. 6	-0.84
SWISS FRANC	AUG. 6	1.83
DUTCH GUILDER	AUG. 6	0.91
JAPANESE YEN	AUG. 6	1.72
ITALIAN LIRA	AUG. 6	-4.59

LAST VALUE PLOTTED
DATE VALUE

SERIES NAME

CHART 3. GOLD PRICE IN LONDON, AFTERNOON FIXING

U. S. DOLLARS PER FINE OUNCE AUG. 6 359.84

CHART 4. CALL MONEY RATES

U. S. FEDERAL FUNDS AUG. 6 6.36
 OVERNIGHT EURO-DOLLAR DEPOSITS AUG. 6 6.29
 U. K. AUG. 6 9.82
 CANADA AUG. 6 8.07
 GERMANY AUG. 6 4.65
 JAPAN AUG. 6 4.58
 FRANCE AUG. 6 7.00
 NETHERLANDS AUG. 6 5.71
 SWITZERLAND AUG. 6 1.00

CHART 5. 3-MONTH INTEREST RATES

U. S. 90-DAY CD'S, SECONDARY MARKET AUG. 6 6.23
 GERMAN INTERBANK LOAN AUG. 6 4.64
 JAPANESE GENSAKI RATE AUG. 6 4.66
 CANADIAN FINANCE PAPER AUG. 6 8.50
 INTERBANK STERLING AUG. 6 9.89
 SWISS INTERBANK LOAN AUG. 6 4.54
 FRENCH INTERBANK RATE AUG. 6 7.14
 NETHERLANDS INTERBANK RATE AUG. 6 5.44
 WEIGHTED AVERAGE FOREIGN INTEREST RATE AUG. 6 6.61
 (G-10 COUNTRIES PLUS SWITZERLAND)

CHART 6. EURO-DOLLAR DEPOSIT RATES: LONDON

OVERNIGHT AUG. 6 6.29
 7-DAY AUG. 6 6.34
 1-MONTH AUG. 6 6.36
 3-MONTH AUG. 6 6.38
 6-MONTH AUG. 6 6.36
 1-YEAR AUG. 6 6.46

CHART 7. SELECTED EURO-DOLLAR AND U.S. MONEY MARKET RATES

OVERNIGHT EURO-DOLLAR DEPOSITS AUG. 6 6.29
 U. S. FEDERAL FUNDS AUG. 6 6.36
 DIFFERENTIAL AUG. 6 -0.07
 3-MONTH EURO-DOLLAR DEPOSIT RATE AUG. 6 6.38
 U. S. 90-DAY CD'S, SECONDARY MARKET AUG. 6 6.23
 DIFFERENTIAL AUG. 6 0.15

SERIES NAME	LAST VALUE PLOTTED	
	DATE	VALUE
CHART 8. INTEREST ARBITRAGE, 3-MONTH FUNDS		
EURO-DOLLAR DEPOSIT	AUG. 6	6.38
INTERBANK STERLING (LONDON), COVERED	AUG. 6	6.42
DIFFERENTIAL	AUG. 6	-0.05
U.S. COMMERCIAL PAPER	AUG. 6	6.21
CANADIAN FINANCE PAPER, COVERED	AUG. 6	6.22
DIFFERENTIAL	AUG. 6	-0.01
EURO-DOLLAR DEPOSIT	AUG. 6	6.38
INTERBANK DM (FRANKFURT), COVERED	AUG. 6	6.46
DIFFERENTIAL	AUG. 6	-0.09
EURO-DOLLAR DEPOSIT	AUG. 6	6.38
SWISS INTERBANK, COVERED	AUG. 6	6.38
DIFFERENTIAL	AUG. 6	-0.01
CHART 9. LONG TERM GOVERNMENT BOND YIELDS		
UNITED STATES	AUG. 1	7.41
GERMANY	AUG. 1	5.71
JAPAN (MONTHLY)	AUG. 1	4.99
SWITZERLAND	JULY 11	4.05
CANADA	JULY 25	9.36
FRANCE	AUG. 1	8.50
NETHERLANDS (MONTHLY)	JUNE	6.38
UNITED KINGDOM	AUG. 1	9.24
U.S. CORPORATE		
AAA BONDS	JUNE	9.13
CHART 10. STOCK INDICES		
UNITED STATES	JULY 30	241.37
UNITED KINGDOM	JULY 30	281.48
CANADA	JULY 30	290.30
GERMANY	JULY 30	262.76
SWITZERLAND	JULY 30	170.40
NETHERLANDS	JULY 30	341.34
FRANCE	JULY 30	382.77
JAPAN	JULY 30	384.55

FEDERAL RESERVE statistical release



H.10 (512)

AUGUST 11, 1986

FOREIGN EXCHANGE RATES

FOR THE WEEK ENDING AUGUST 8, 1986

The Board of Governors of the Federal Reserve System is advised that the Federal Reserve Bank of New York has certified for customs purposes the following noon buying rates in New York City for cable transfers payable in foreign currencies:

COUNTRY	MONETARY UNIT	(CURRENCY UNITS PER DOLLAR)				
		AUG. 4	AUG. 5	AUG. 6	AUG. 7	AUG. 8
*AUSTRALIA	DOLLAR	60.14	61.60	62.00	61.06	60.84
AUSTRIA	SCHILLING	14.620	14.640	14.660	14.555	14.550
BELGIUM	FRANC	43.170	43.310	43.120	42.830	42.840
BRAZIL	CRUZADO	13.84	13.84	13.84	13.84	13.84
CANADA	DOLLAR	1.3820	1.3800	1.3825	1.3813	1.3860
CHINA, P. R.	YUAN	3.7129	3.7129	3.7129	3.7129	3.7129
DENMARK	KRONE	7.8480	7.8500	7.8100	7.7550	7.7570
FINLAND	MARKKA	4.9970	4.9900	4.9865	4.9700	4.9850
FRANCE	FRANC	6.7700	6.7775	6.7680	6.7100	6.7220
GERMANY	D. MARK	2.0840	2.0900	2.0850	2.0670	2.0700
GREECE	DRACHMA	134.900	136.150	135.200	134.450	134.900
HONG KONG	DOLLAR	7.7980	7.8005	7.8010	7.7875	7.8000
INDIA	RUPEE	12.5900	12.5300	12.5500	12.5700	12.5600
*IRELAND	POUND	133.40	132.75	133.80	134.55	134.40
ITALY	LIRA	1432.00	1439.00	1434.00	1424.00	1424.00
JAPAN	YEN	154.00	154.95	154.40	153.80	154.15
MALAYSIA	RINGGIT	2.6025	2.6125	2.6175	2.6250	2.6225
NETHERLANDS	GUILDER	2.3500	2.3540	2.3520	2.3300	2.3328
*NEW ZEALAND	DOLLAR	51.700	51.650	51.930	51.850	50.650
NORWAY	KRONE	7.4200	7.3900	7.3900	7.3700	7.3810
PORTUGAL	ESCUDO	146.600	147.250	146.170	146.050	146.200
SINGAPORE	DOLLAR	2.1720	2.1760	2.1740	2.1700	2.1700
*SOUTH AFRICA	RAND	39.05	38.30	38.05	38.15	38.13
SOUTH KOREA	WON	887.80	888.20	888.60	888.00	887.40
SPAIN	PESETA	135.300	135.450	135.200	134.650	134.800
SRI LANKA	RUPEE	28.133	28.173	28.182	28.180	28.190
SWEDEN	KRONA	6.9870	6.9900	6.9700	6.9530	6.9530
SWITZERLAND	FRANC	1.6780	1.6875	1.6780	1.6665	1.6690
TAINAN	DOLLAR	37.980	37.860	37.800	37.750	37.750
THAILAND	BAHT	26.090	26.120	26.140	26.100	26.100
*UNITED KINGDOM	POUND	147.00	148.50	147.90	147.65	147.30
MEMO:						
*UNITED STATES	DOLLAR	108.25	108.38	108.22	107.62	107.79

INDEX OF WEIGHTED AVERAGE EXCHANGE VALUE OF U.S. DOLLAR AGAINST CURRENCIES OF OTHER G-10 COUNTRIES. MARCH 1973 = 100. WEIGHTS ARE 1972-76 GLOBAL TRADE OF EACH OF THE 10 COUNTRIES. SERIES REVISED AS OF AUGUST 1978. FOR DESCRIPTION AND BACK DATA, SEE "INDEX OF THE WEIGHTED-AVERAGE EXCHANGE VALUE OF THE U.S. DOLLAR: REVISION" ON PAGE 700 OF THE AUGUST 1978 FEDERAL RESERVE BULLETIN.

*VALUE IS U.S. CENTS