

Selected Interest & Exchange Rates

Weekly Series of Charts

June 23, 1986

**Prepared by the
FINANCIAL MARKETS
SECTION**

**DIVISION OF
INTERNATIONAL FINANCE**

**BOARD OF GOVERNORS
FEDERAL RESERVE SYSTEM
Washington, D.C. 20551**

Table of Contents

TABLES

1. LATEST FIGURES PLOTTED
2. DAILY CERTIFIED SPOT EXCHANGE RATES--
H.10 RELEASE

CHARTS

1. SPOT EXCHANGE RATE INDICES
2. 3-MONTH FORWARD EXCHANGE RATES
3. GOLD PRICE--LONDON
4. CALL MONEY RATES
5. 3-MONTH INTEREST RATES
6. EURO-DOLLAR DEPOSIT RATES
7. SELECTED EURO-DOLLAR AND
U.S. MONEY MARKET RATES
8. INTEREST ARBITRAGE: 3-MONTH FUNDS
9. LONG-TERM GOVERNMENT BOND YIELDS
10. INDUSTRIAL STOCK INDICES

SUBSCRIPTION RATES:

Weekly \$15.00 per year or \$.40 each in the United States, its possessions, Canada, and Mexico; 10 or more of the same issue to one address, \$13.50 per year or \$.35 each. Elsewhere, \$20.00 per year or \$.50 each. Address requests to Publications Services, Division of Administrative Services, and make payment remittance payable to the order of the Board of Governors of the Federal Reserve System in a form collectible at par in U.S. Currency.

CHART 1

SPOT EXCHANGE INDICES

DOLLAR PRICES OF FOREIGN CURRENCIES AND WEIGHTED AVERAGE VALUES (THIN LINE)
AVERAGES FOR WEEK ENDING WEDNESDAY

RATIO SCALE
MARCH 1973=100

RATIO SCALE
MARCH 1973=100

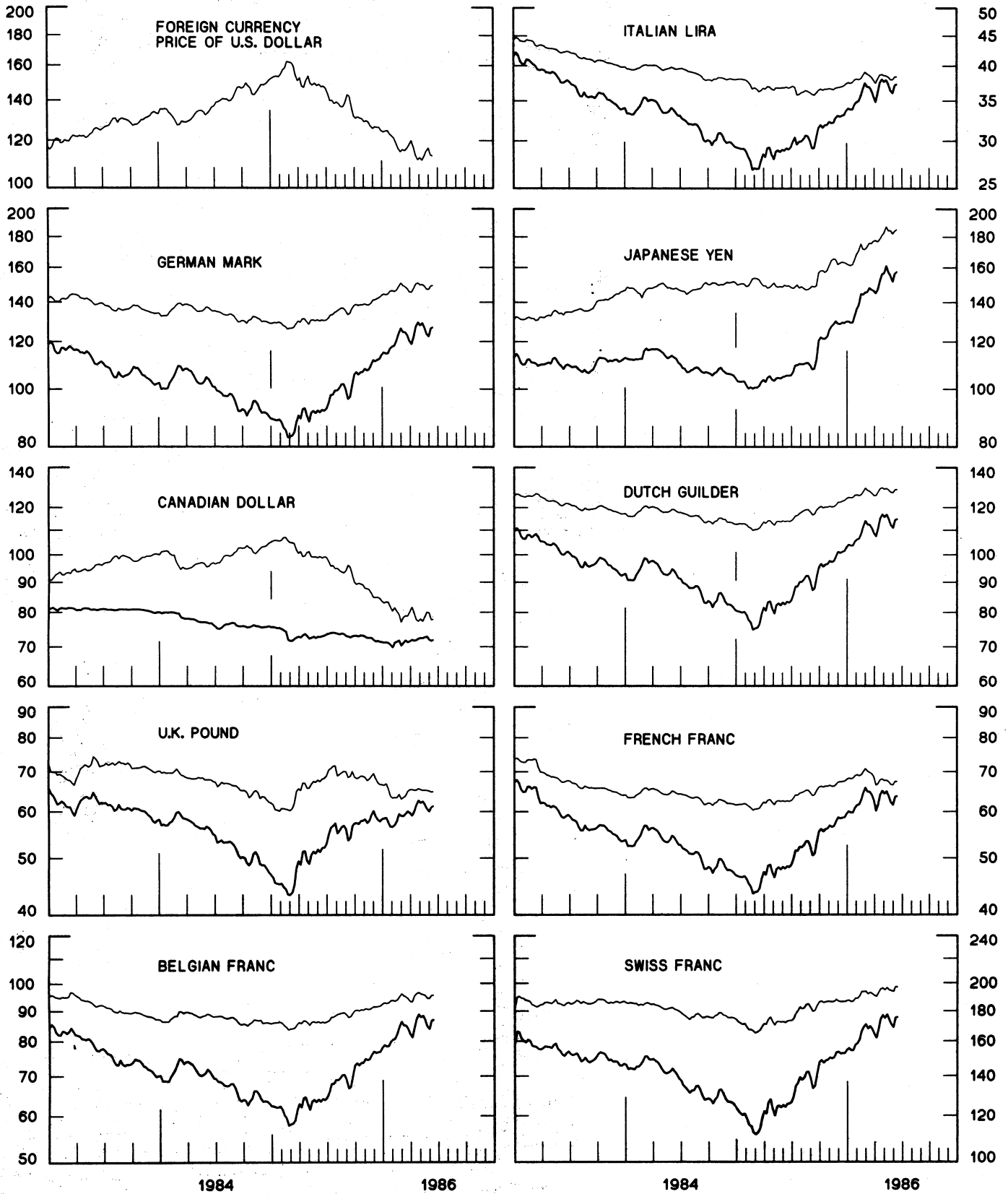


CHART 2
3-MONTH FORWARD EXCHANGE RATES

PREMIUM (+) OR (-)
 AVERAGES FOR WEEK ENDING WEDNESDAY

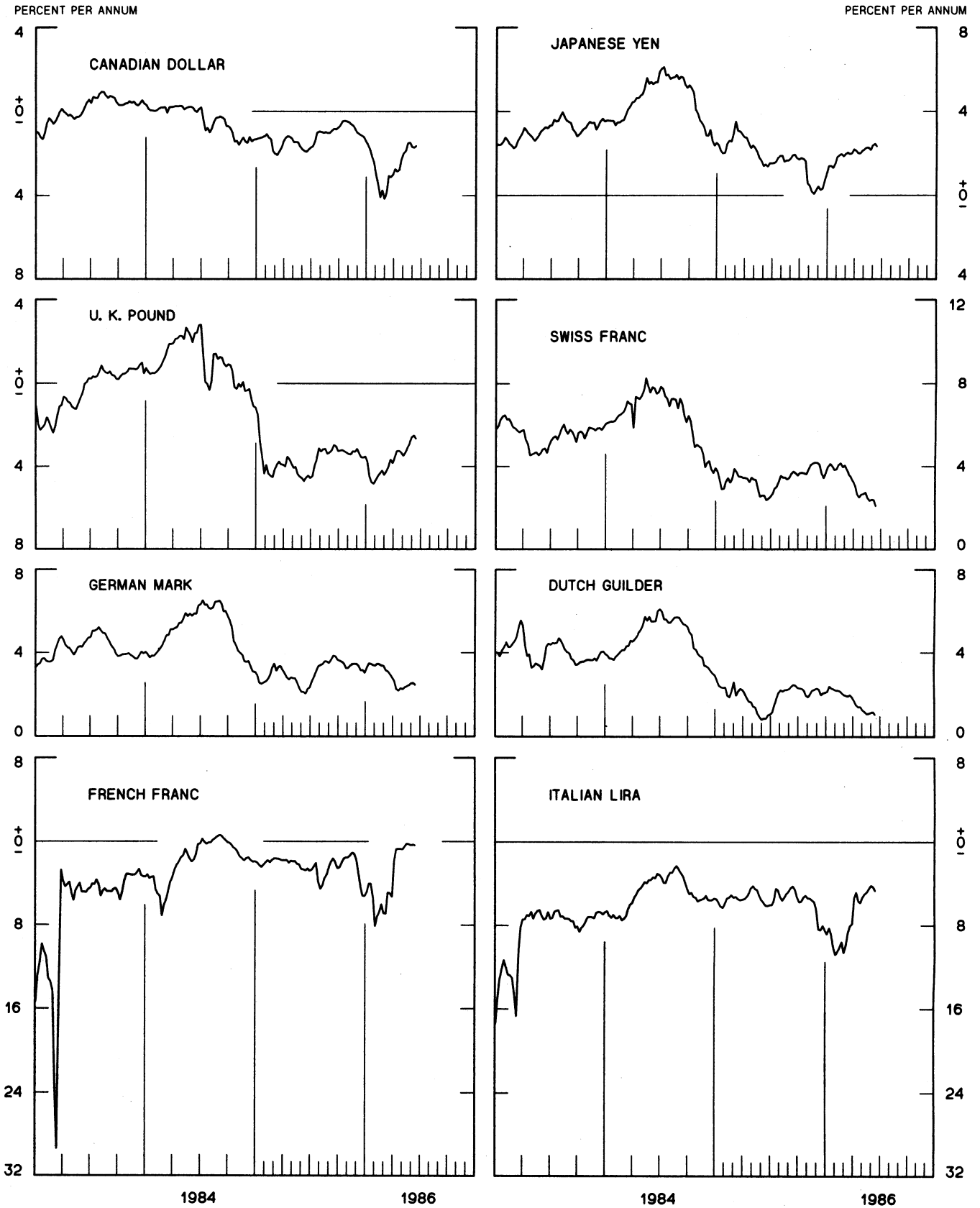


CHART 3
PRICE OF GOLD IN LONDON
AVERAGES FOR WEEK ENDING WEDNESDAY



CHART 4
CALL MONEY RATES
WEEKLY SERIES

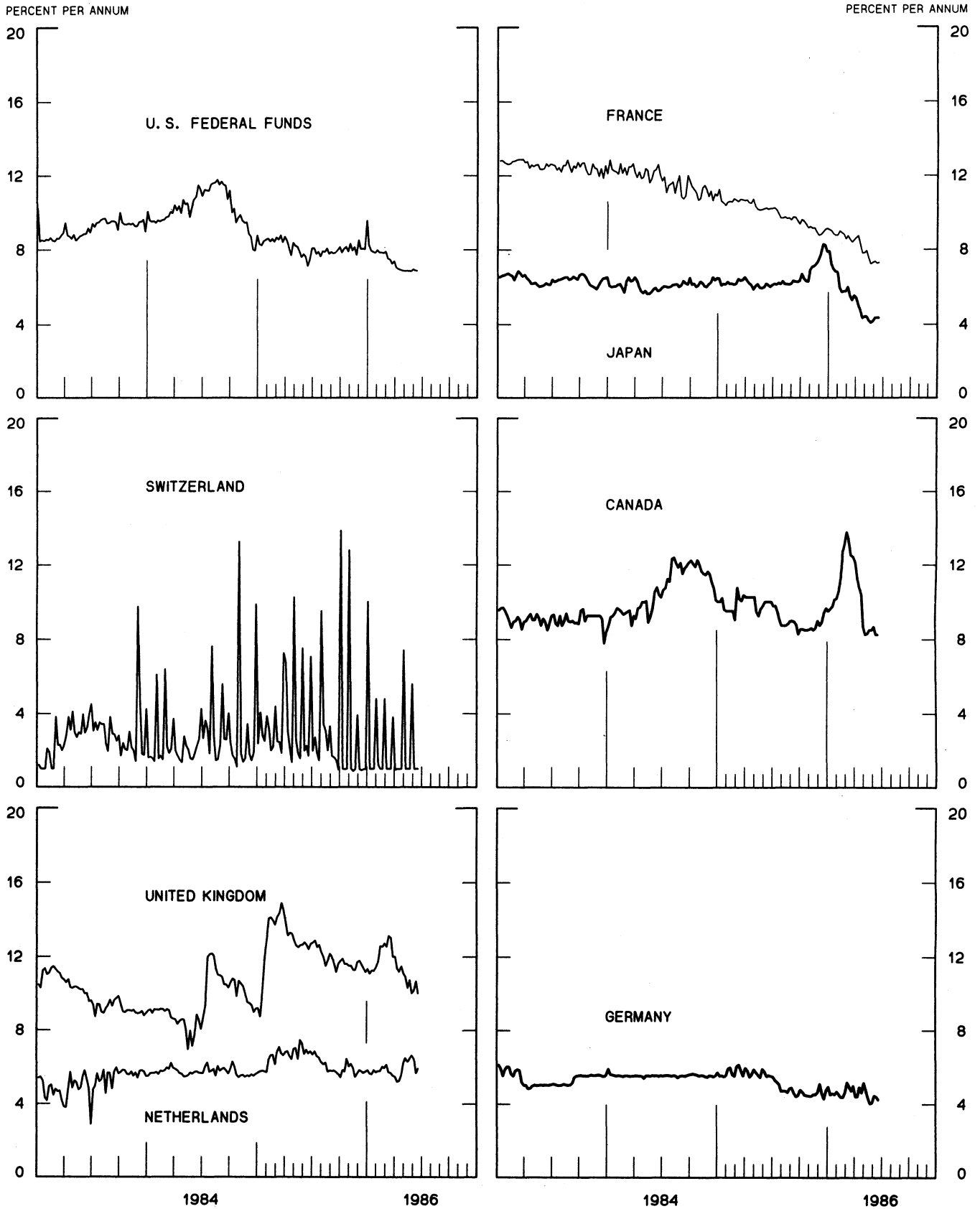


CHART 5
3-MONTH INTEREST RATES
 WEEKLY SERIES

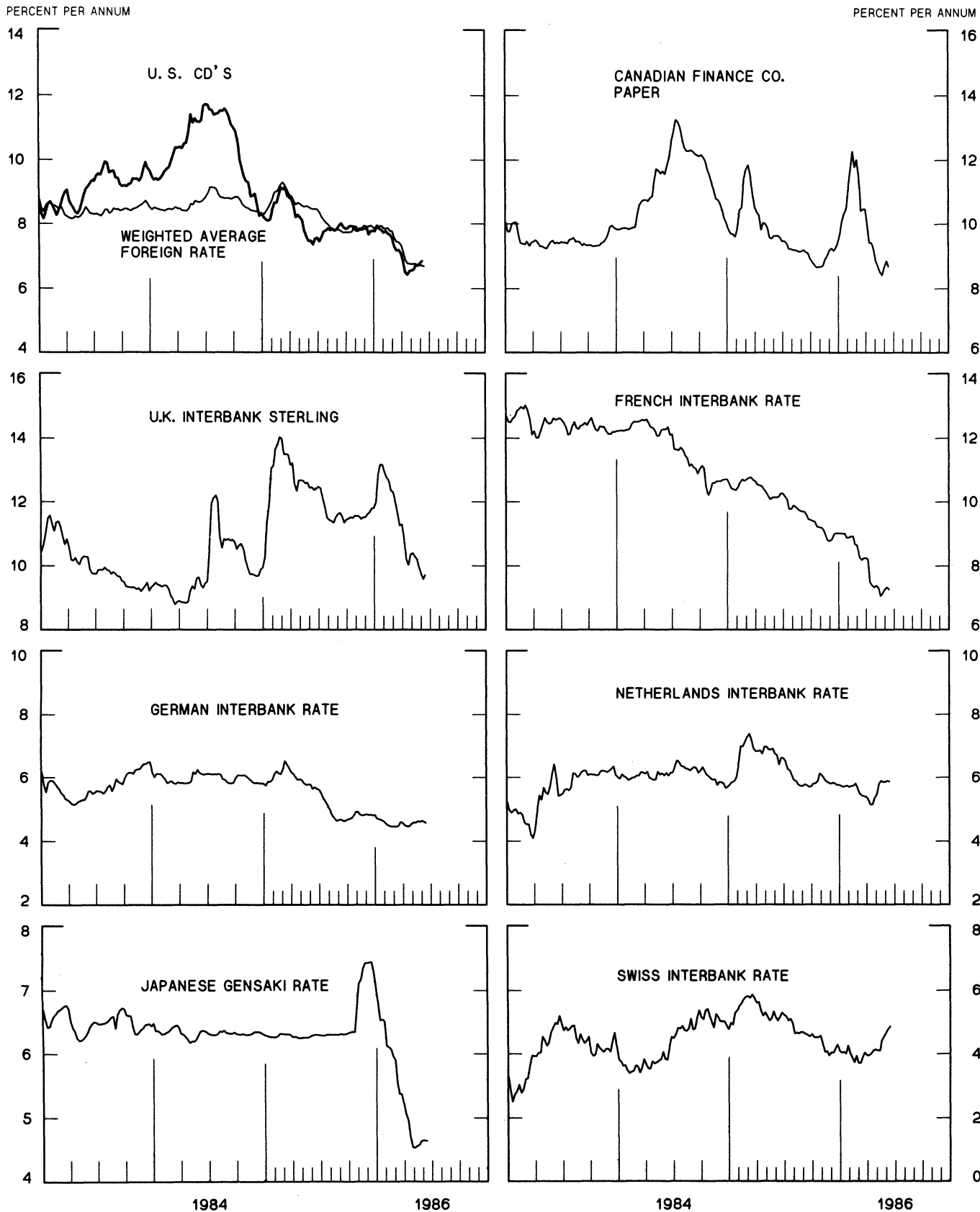


CHART 6
EURO-DOLLAR DEPOSIT RATES LONDON
AVERAGES FOR WEEK ENDING WEDNESDAY

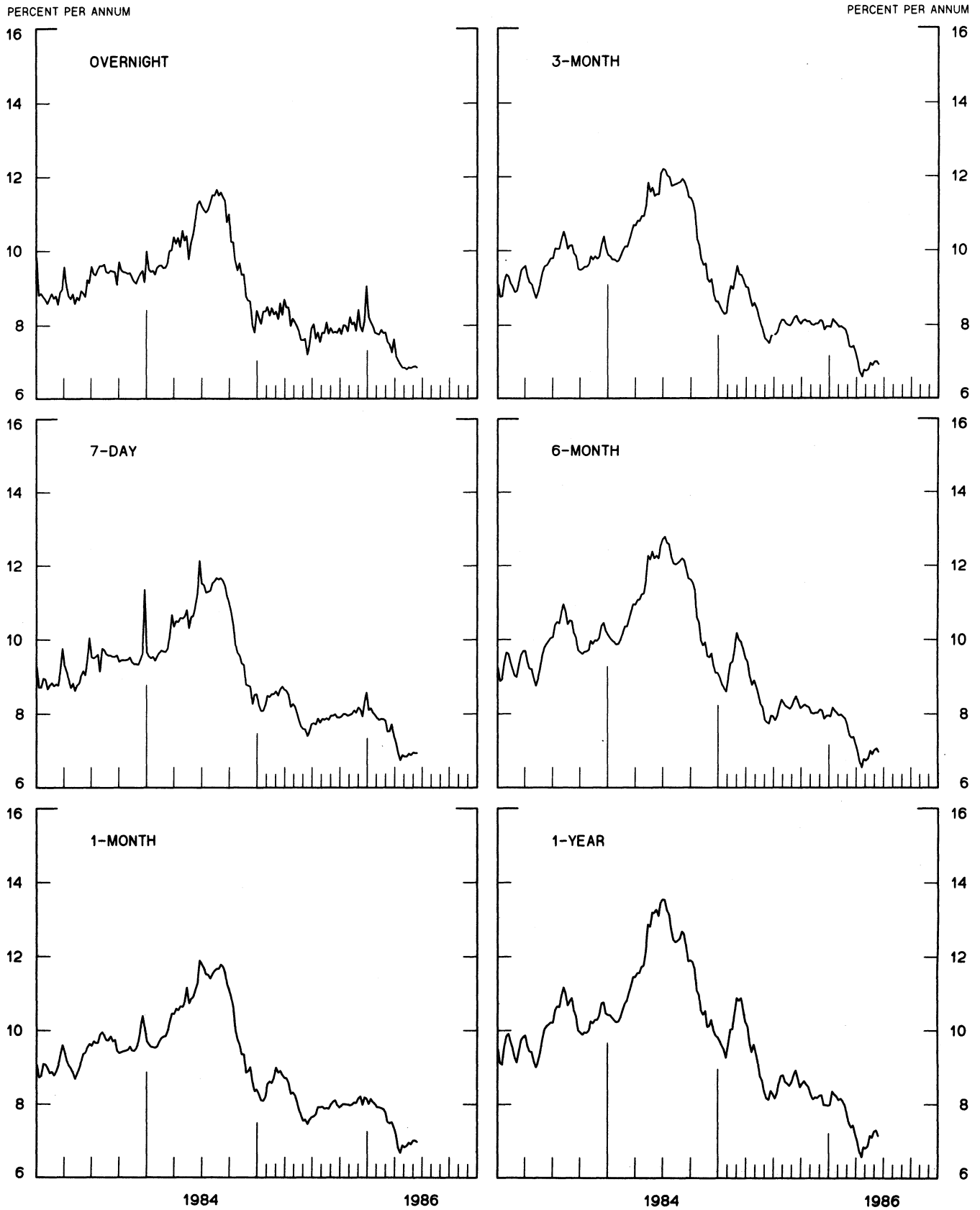
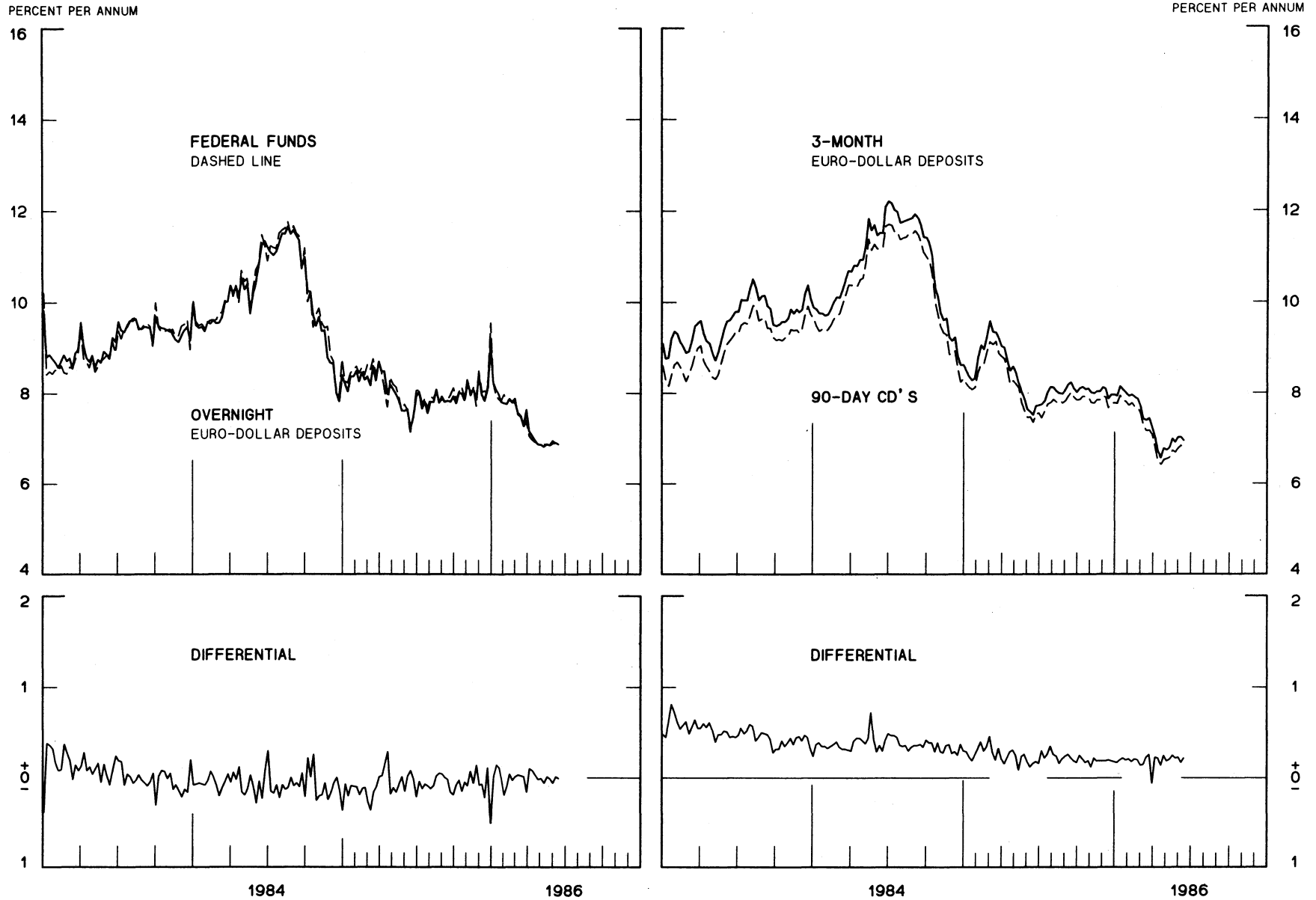


CHART 7
SELECTED EURO-DOLLAR AND U. S. MONEY MARKET RATES

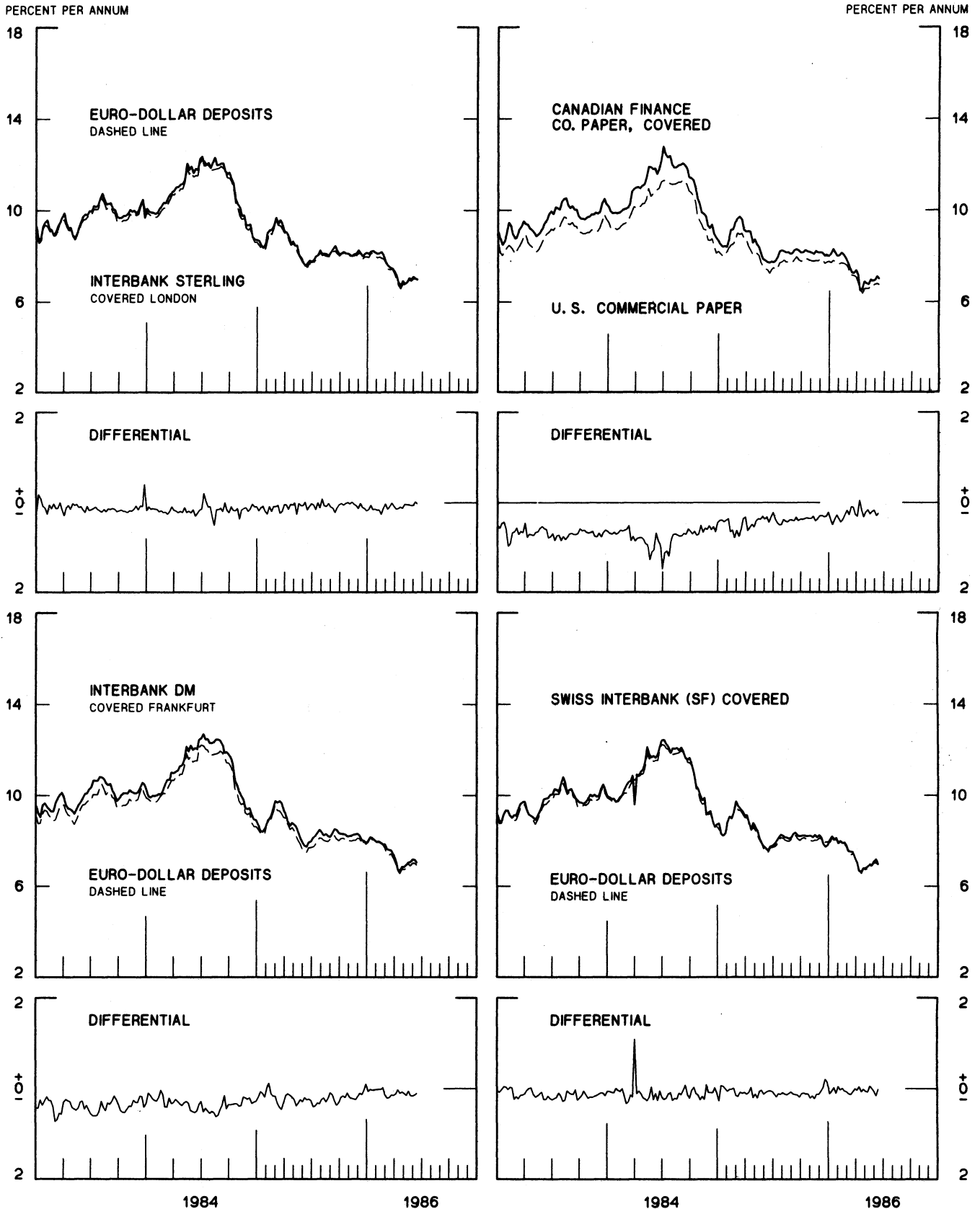
DIFFERENTIAL: PLUS(+), FAVORS BORROWING IN U. S.
 AVERAGES FOR WEEK ENDING WEDNESDAY



1 PERCENT ON DIFFERENTIAL SCALE = 2 PERCENT ON RATE SCALE

INTEREST ARBITRAGE: 3-MONTH FUNDS

DIFFERENTIAL: PLUS(+), INDICATES FAVOR DOLLAR ASSETS
AVERAGES FOR WEEK ENDING WEDNESDAY



1 PERCENT ON DIFFERENTIAL SCALE = 2 PERCENT ON RATE SCALE

CHART 9
LONG-TERM GOVERNMENT BOND YIELDS
 WEEKLY SERIES

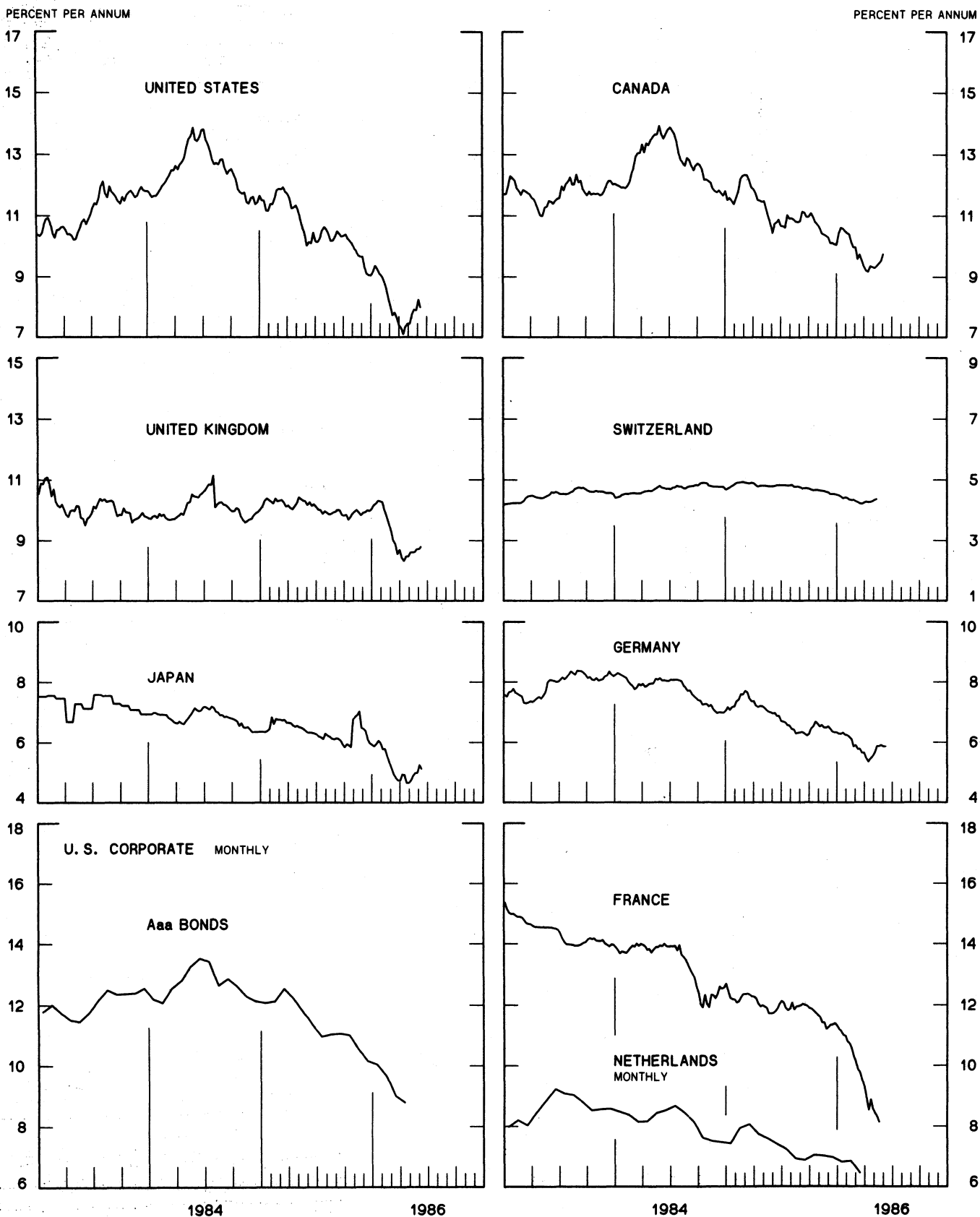
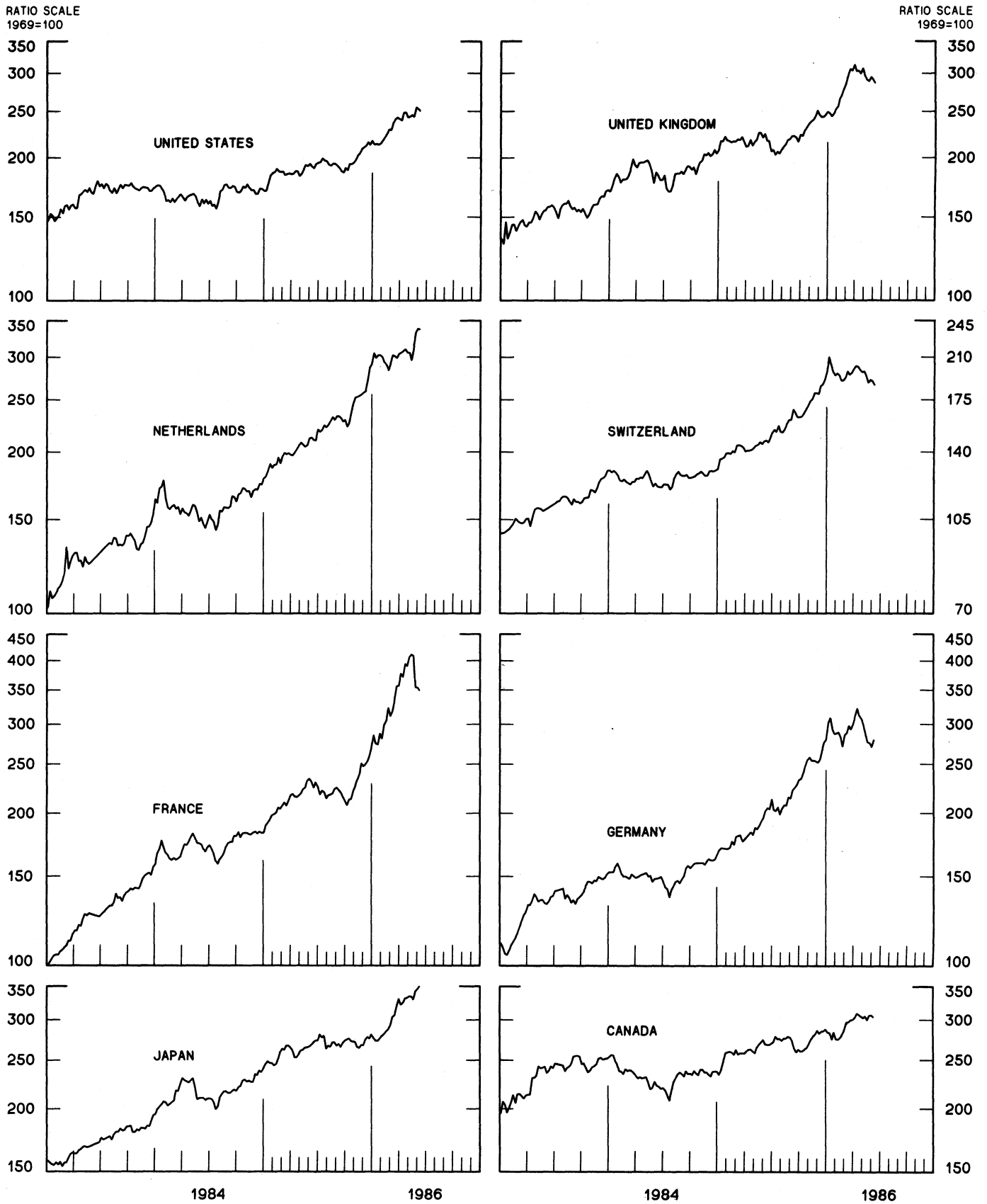


CHART 10
INDUSTRIAL STOCK INDICES
WEEKLY SERIES



SERIES NAME

LAST VALUE PLOTTED
DATE VALUE

CHART 1. SPOT EXCHANGE RATES AND INDICES

WEEKLY AVERAGES, NOON BUYING RATES (U.S. CENTS)

GERMAN MARK	JUNE 18	45.05
JAPANESE YEN	JUNE 18	0.60095
DUTCH GUILDER	JUNE 18	39.99
U.K. POUND	JUNE 18	151.42
CANADIAN DOLLAR	JUNE 18	72.05
FRENCH FRANC	JUNE 18	14.12
SWISS FRANC	JUNE 18	54.54
BELGIAN FRANC	JUNE 18	2.20470
ITALIAN LIRA	JUNE 18	0.06559
SWEDISH KRONA	JUNE 18	13.90

INDICES, MARCH 1973 BASE RATES = 100

GERMAN MARK	JUNE 18	126.72
JAPANESE YEN	JUNE 18	157.35
DUTCH GUILDER	JUNE 18	114.79
U.K. POUND	JUNE 18	61.24
CANADIAN DOLLAR	JUNE 18	71.81
FRENCH FRANC	JUNE 18	63.65
SWISS FRANC	JUNE 18	175.45
BELGIAN FRANC	JUNE 18	86.88
ITALIAN LIRA	JUNE 18	37.26

WEIGHTED AVERAGE EXCHANGE VALUE INDICES, MAR 1973 = 100
(G-10 COUNTRIES PLUS SWITZERLAND)

U.S. DOLLAR	JUNE 18	113.20
GERMAN MARK	JUNE 18	149.17
JAPANESE YEN	JUNE 18	185.31
DUTCH GUILDER	JUNE 18	128.64
U.K. POUND	JUNE 18	64.82
CANADIAN DOLLAR	JUNE 18	77.75
FRENCH FRANC	JUNE 18	67.37
SWISS FRANC	JUNE 18	197.14
BELGIAN FRANC	JUNE 18	95.56
ITALIAN LIRA	JUNE 18	38.38
SWEDISH KRONA	JUNE 18	67.00

CHART 2. 3-MONTH FORWARD EXCHANGE RATES, PREMIUM OR DISCOUNT

CANADIAN DOLLAR	JUNE 18	-1.65
U.K. POUND	JUNE 18	-2.68
GERMAN MARK	JUNE 18	2.46
FRENCH FRANC	JUNE 18	-0.40
SWISS FRANC	JUNE 18	2.07
DUTCH GUILDER	JUNE 18	1.05
JAPANESE YEN	JUNE 18	2.33
ITALIAN LIRA	JUNE 18	-4.73

SERIES NAME	LAST VALUE PLOTTED	
	DATE	VALUE
CHART 3. GOLD PRICE IN LONDON, AFTERNOON FIXING		
U. S. DOLLARS PER FINE OUNCE	JUNE 18	341.95
CHART 4. CALL MONEY RATES		
U. S. FEDERAL FUNDS	JUNE 18	6.87
OVERNIGHT EURO-DOLLAR DEPOSITS	JUNE 18	6.86
U. K.	JUNE 18	9.97
CANADA	JUNE 18	8.25
GERMANY	JUNE 18	4.22
JAPAN	JUNE 18	4.35
FRANCE	JUNE 18	7.32
NETHERLANDS	JUNE 18	5.89
SWITZERLAND	JUNE 18	1.00
CHART 5. 3-MONTH INTEREST RATES		
U. S. 90-DAY CD'S, SECONDARY MARKET	JUNE 18	6.72
GERMAN INTERBANK LOAN	JUNE 18	4.55
JAPANESE GENSAKI RATE	JUNE 18	4.64
CANADIAN FINANCE PAPER	JUNE 18	8.66
INTERBANK STERLING	JUNE 18	9.71
SWISS INTERBANK LOAN	JUNE 18	4.85
FRENCH INTERBANK RATE	JUNE 18	7.25
NETHERLANDS INTERBANK RATE	JUNE 18	5.85
WEIGHTED AVERAGE FOREIGN INTEREST RATE (G-10 COUNTRIES PLUS SWITZERLAND)	JUNE 18	6.67
CHART 6. EURO-DOLLAR DEPOSIT RATES: LONDON		
OVERNIGHT	JUNE 18	6.86
7-DAY	JUNE 18	6.94
1-MONTH	JUNE 18	6.96
3-MONTH	JUNE 18	6.94
6-MONTH	JUNE 18	6.96
1-YEAR	JUNE 18	7.13
CHART 7. SELECTED EURO-DOLLAR AND U. S. MONEY MARKET RATES		
OVERNIGHT EURO-DOLLAR DEPOSITS	JUNE 18	6.86
U. S. FEDERAL FUNDS	JUNE 18	6.87
DIFFERENTIAL	JUNE 18	-0.01
3-MONTH EURO-DOLLAR DEPOSIT RATE	JUNE 18	6.94
U. S. 90-DAY CD'S, SECONDARY MARKET	JUNE 18	6.72
DIFFERENTIAL	JUNE 18	0.22

SERIES NAME

LAST VALUE PLOTTED
DATE VALUE

CHART 8. INTEREST ARBITRAGE, 3-MONTH FUNDS

EURO-DOLLAR DEPOSIT	JUNE 18	6.94
INTERBANK STERLING (LONDON), COVERED	JUNE 18	6.97
DIFFERENTIAL	JUNE 18	-0.03
U.S. COMMERCIAL PAPER	JUNE 18	6.73
CANADIAN FINANCE PAPER, COVERED	JUNE 18	6.98
DIFFERENTIAL	JUNE 18	-0.25
EURO-DOLLAR DEPOSIT	JUNE 18	6.94
INTERBANK DM (FRANKFURT), COVERED	JUNE 18	7.04
DIFFERENTIAL	JUNE 18	-0.10
EURO-DOLLAR DEPOSIT	JUNE 18	6.94
SWISS INTERBANK, COVERED	JUNE 18	6.95
DIFFERENTIAL	JUNE 18	-0.01

CHART 9. LONG TERM GOVERNMENT BOND YIELDS

UNITED STATES	JUNE 13	7.98
GERMANY	JUNE 13	5.86
JAPAN (MONTHLY)	JUNE 13	5.12
SWITZERLAND	MAY 16	4.37
CANADA	JUNE 6	9.75
FRANCE	MAY 23	8.12
NETHERLANDS (MONTHLY)	MARCH	6.44
UNITED KINGDOM	JUNE 13	8.80

U.S. CORPORATE

AAA BONDS	APRIL	8.79
-----------	-------	------

CHART 10. STOCK INDICES

UNITED STATES	JUNE 11	250.27
UNITED KINGDOM	JUNE 11	286.05
CANADA	JUNE 11	304.03
GERMANY	JUNE 11	278.60
SWITZERLAND	JUNE 11	186.15
NETHERLANDS	JUNE 11	337.38
FRANCE	JUNE 11	348.86
JAPAN	JUNE 11	350.00

FEDERAL RESERVE statistical release



H.10 (512)

JUNE 23, 1986

FOREIGN EXCHANGE RATES

FOR THE WEEK ENDING JUNE 20, 1986

The Board of Governors of the Federal Reserve System is advised that the Federal Reserve Bank of New York has certified for customs purposes the following noon buying rates in New York City for cable transfers payable in foreign currencies:

COUNTRY	MONETARY UNIT	(CURRENCY UNITS PER DOLLAR)				
		JUNE 16	JUNE 17	JUNE 18	JUNE 19	JUNE 20
*AUSTRALIA	DOLLAR	69.51	69.31	69.20	69.25	69.06
AUSTRIA	SCHILLING	15.480	15.740	15.760	15.670	15.780
BELGIUM	FRANC	45.010	45.760	45.760	45.670	45.920
BRAZIL	CRUZADO	13.84	13.84	13.84	13.84	13.84
CANADA	DOLLAR	1.3860	1.3908	1.3917	1.3947	1.3875
CHINA, P. R.	YUAN	3.2095	3.2095	3.2127	3.2127	3.2127
DENMARK	KRONE	8.1750	8.3070	8.3175	8.3000	8.3410
FINLAND	MARKKA	5.1380	5.2160	5.2030	5.1950	5.2370
FRANCE	FRANC	7.0180	7.1450	7.1500	7.1280	7.1675
GERMANY	D. MARK	2.2010	2.2405	2.2405	2.2330	2.2460
GREECE	DRACHMA	139.000	140.300	141.500	141.300	141.750
HONG KONG	DOLLAR	7.8080	7.8105	7.8100	7.8105	7.8095
INDIA	RUPEE	12.5300	12.6200	12.6200	12.6200	12.6500
*IRELAND	POUND	137.68	136.18	135.45	135.68	134.97
ITALY	LIRA	1514.00	1536.00	1537.00	1534.00	1542.00
JAPAN	YEN	165.50	167.80	167.65	166.88	167.70
MALAYSIA	RINGGIT	2.6095	2.6190	2.6250	2.6270	2.6270
NETHERLANDS	GUILDER	2.4805	2.5240	2.5240	2.5140	2.5290
*NEW ZEALAND	DOLLAR	53.550	53.500	53.700	53.150	52.900
NORWAY	KRONE	7.5370	7.6280	7.6350	7.6225	7.6440
PORTUGAL	ESCUDO	149.500	151.050	151.750	151.500	152.050
SINGAPORE	DOLLAR	2.2190	2.2270	2.2285	2.2255	2.2255
*SOUTH AFRICA	RAND	38.50	40.55	42.50	40.50	40.50
SOUTH KOREA	WON	890.60	890.10	890.60	890.10	890.40
SPAIN	PESETA	141.100	143.200	143.500	143.100	143.850
SRI LANKA	RUPEE	27.962	27.967	27.970	27.967	27.967
SWEDEN	KRONA	7.1510	7.2420	7.2400	7.2275	7.2610
SWITZERLAND	FRANC	1.8160	1.8530	1.8500	1.8400	1.8475
TAIWAN	DOLLAR	38.150	38.150	38.150	38.150	NA
THAILAND	BAHT	26.330	26.360	26.400	26.380	26.380
*UNITED KINGDOM	POUND	152.30	150.15	150.00	150.35	149.90
MEMO:						
*UNITED STATES	DOLLAR	112.42	114.12	114.13	113.83	114.30

*INDEX OF WEIGHTED AVERAGE EXCHANGE VALUE OF U.S. DOLLAR AGAINST CURRENCIES OF OTHER G-10 COUNTRIES. MARCH 1973 = 100. WEIGHTS ARE 1972-76 GLOBAL TRADE OF EACH OF THE 10 COUNTRIES. SERIES REVISED AS OF AUGUST 1978. FOR DESCRIPTION AND BACK DATA, SEE "INDEX OF THE WEIGHTED-AVERAGE EXCHANGE VALUE OF THE U.S. DOLLAR: REVISION" ON PAGE 700 OF THE AUGUST 1978 FEDERAL RESERVE BULLETIN.

*VALUE IS U.S. CENTS