

Selected Interest & Exchange Rates

Weekly Series of Charts

June 16, 1986

**Prepared by the
FINANCIAL MARKETS
SECTION**

**DIVISION OF
INTERNATIONAL FINANCE**

**BOARD OF GOVERNORS
FEDERAL RESERVE SYSTEM
Washington, D.C. 20551**

Table of Contents

TABLES

1. LATEST FIGURES PLOTTED
2. DAILY CERTIFIED SPOT EXCHANGE RATES--
H.10 RELEASE

CHARTS

1. SPOT EXCHANGE RATE INDICES
2. 3-MONTH FORWARD EXCHANGE RATES
3. GOLD PRICE--LONDON
4. CALL MONEY RATES
5. 3-MONTH INTEREST RATES
6. EURO-DOLLAR DEPOSIT RATES
7. SELECTED EURO-DOLLAR AND
U.S. MONEY MARKET RATES
8. INTEREST ARBITRAGE: 3-MONTH FUNDS
9. LONG-TERM GOVERNMENT BOND YIELDS
10. INDUSTRIAL STOCK INDICES

SUBSCRIPTION RATES:

Weekly \$15.00 per year or \$.40 each in the United States, its possessions, Canada, and Mexico; 10 or more of the same issue to one address, \$13.50 per year or \$.35 each. Elsewhere, \$20.00 per year or \$.50 each. Address requests to Publications Services, Division of Administrative Services, and make payment remittance payable to the order of the Board of Governors of the Federal Reserve System in a form collectible at par in U.S. Currency.

CHART 1

SPOT EXCHANGE INDICES

DOLLAR PRICES OF FOREIGN CURRENCIES AND WEIGHTED AVERAGE VALUES (THIN LINE)
AVERAGES FOR WEEK ENDING WEDNESDAY

RATIO SCALE
MARCH 1973=100

RATIO SCALE
MARCH 1973=100

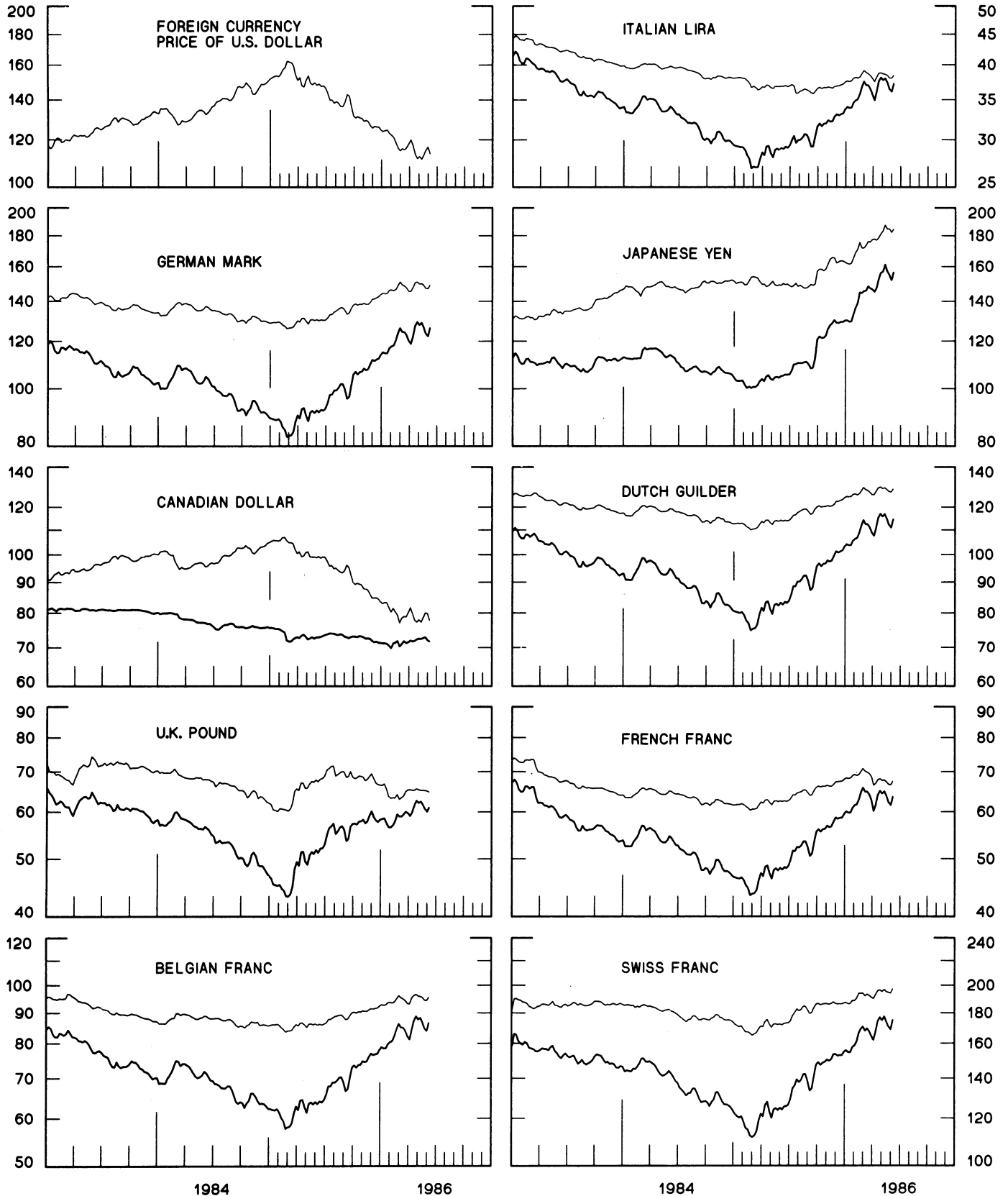


CHART 2
3-MONTH FORWARD EXCHANGE RATES

PREMIUM (+) OR (-)
 AVERAGES FOR WEEK ENDING WEDNESDAY

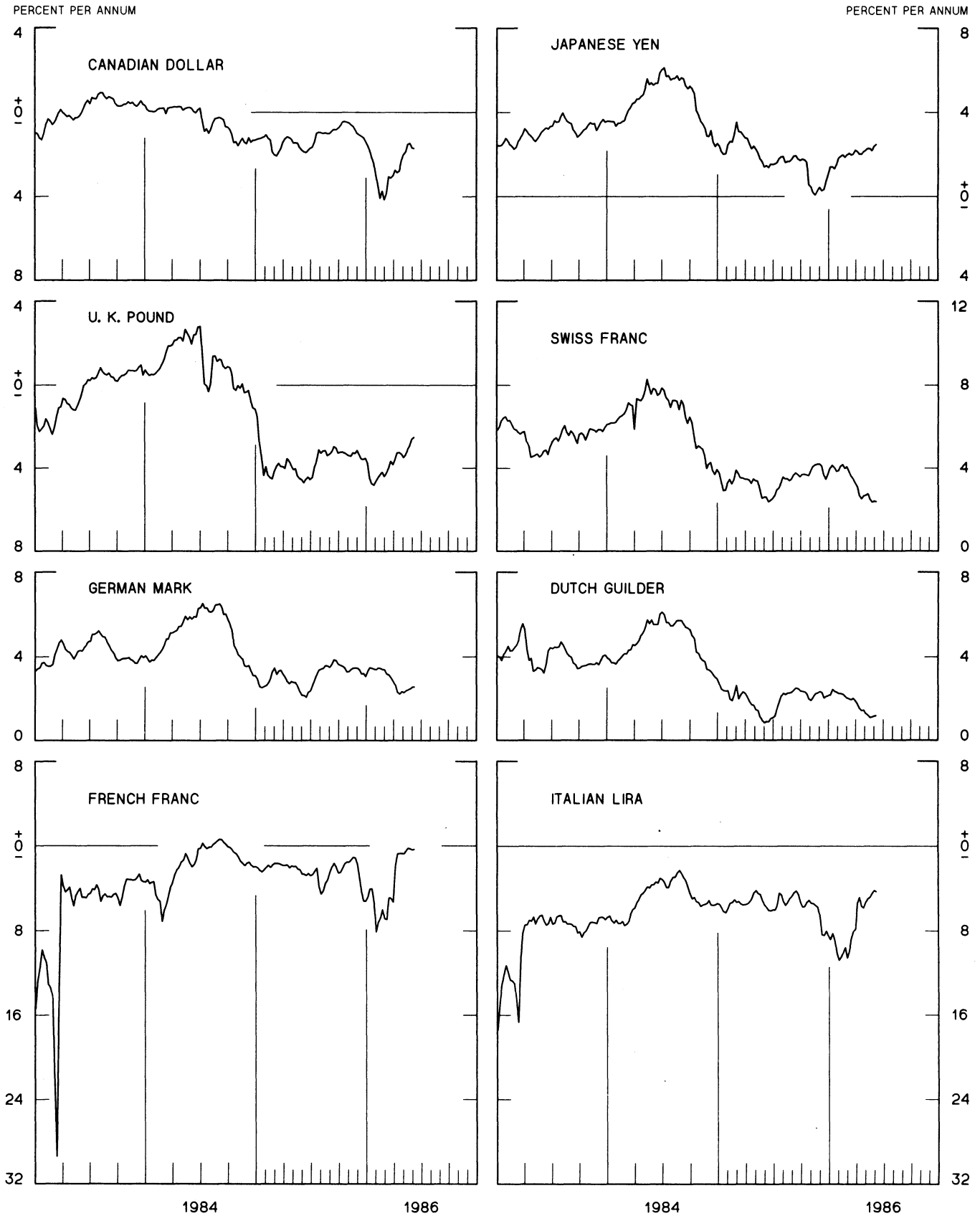


CHART 3
PRICE OF GOLD IN LONDON
AVERAGES FOR WEEK ENDING WEDNESDAY



CHART 4
CALL MONEY RATES
WEEKLY SERIES

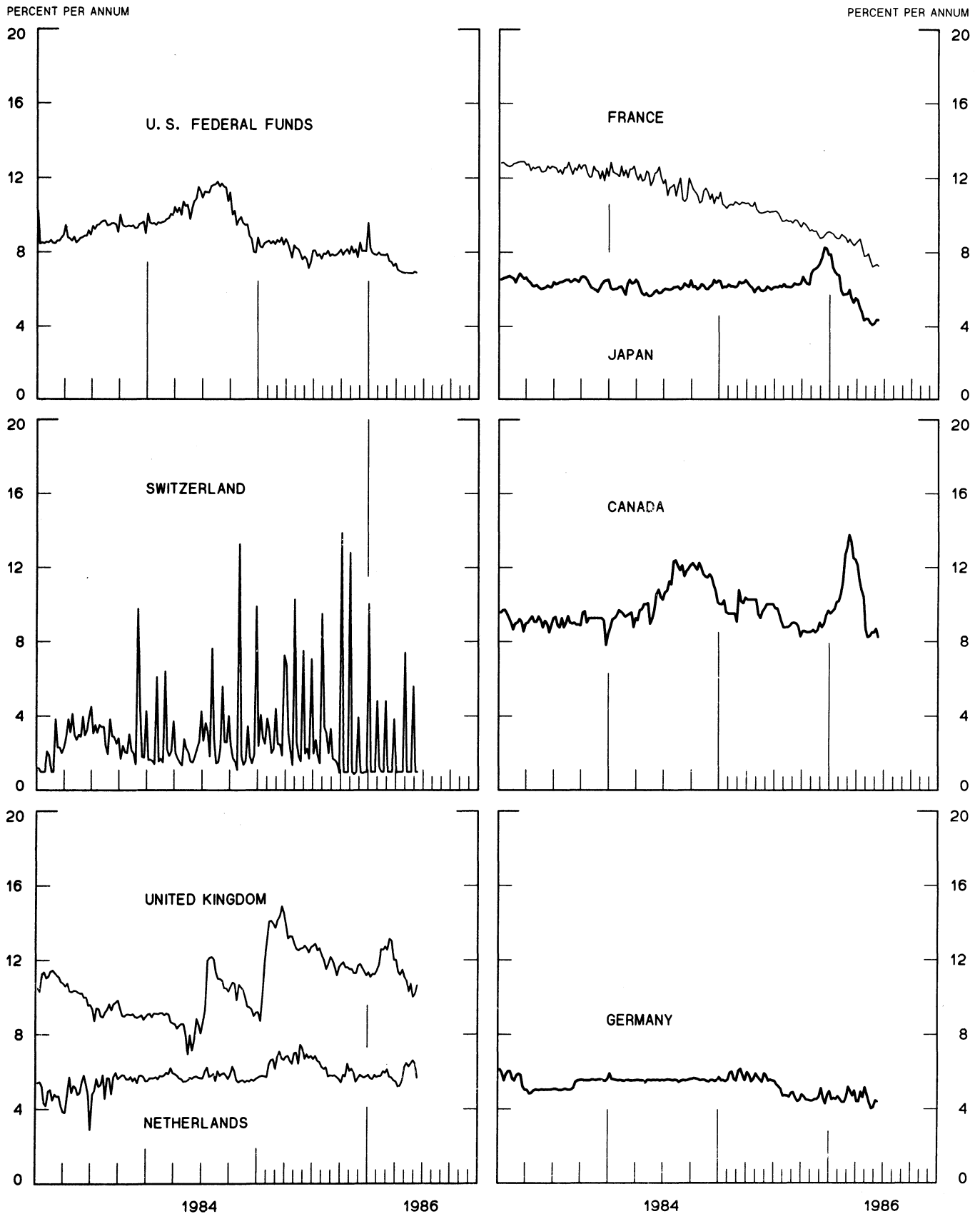


CHART 5
3-MONTH INTEREST RATES
 WEEKLY SERIES

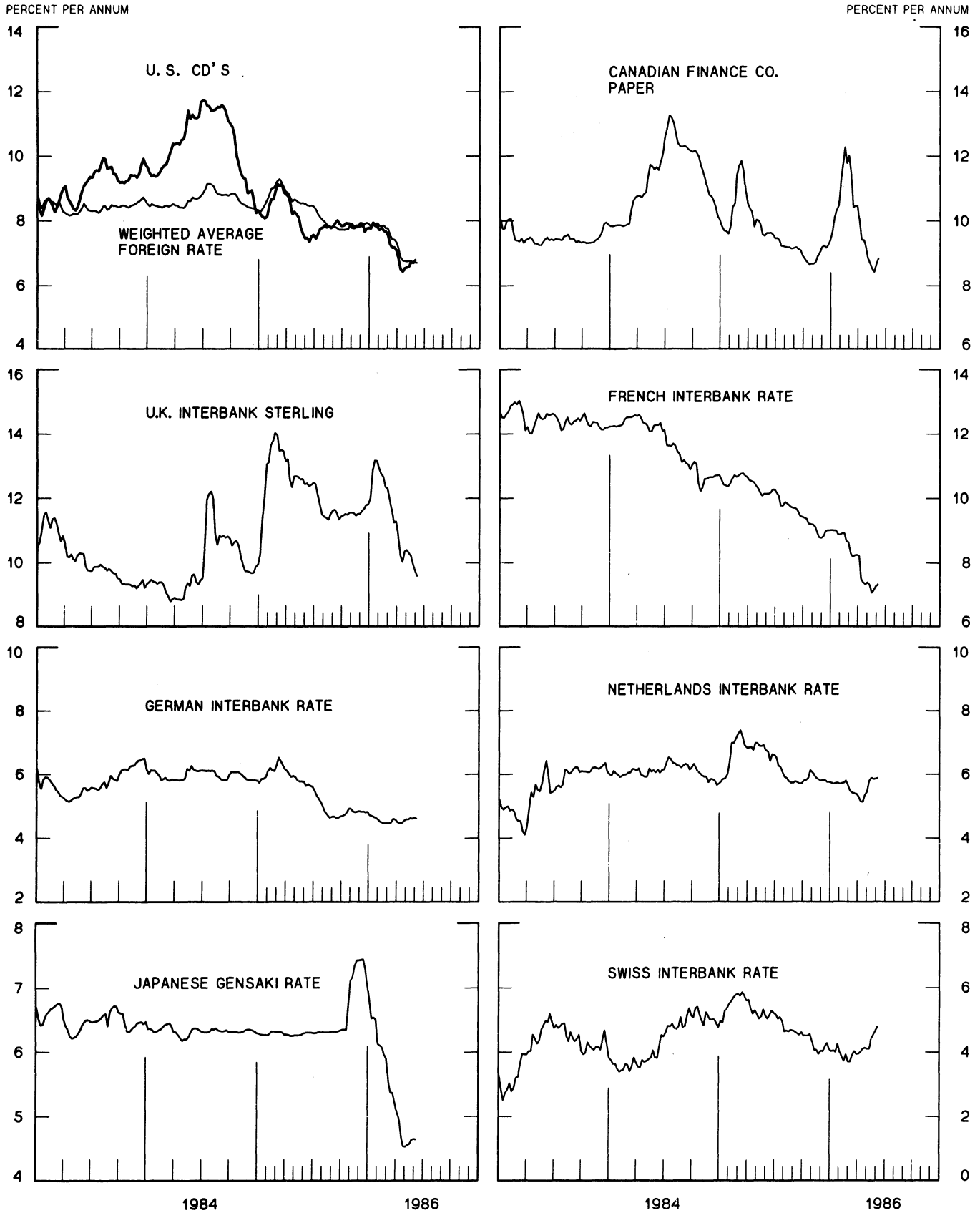


CHART 6

EURO-DOLLAR DEPOSIT RATES LONDON

AVERAGES FOR WEEK ENDING WEDNESDAY

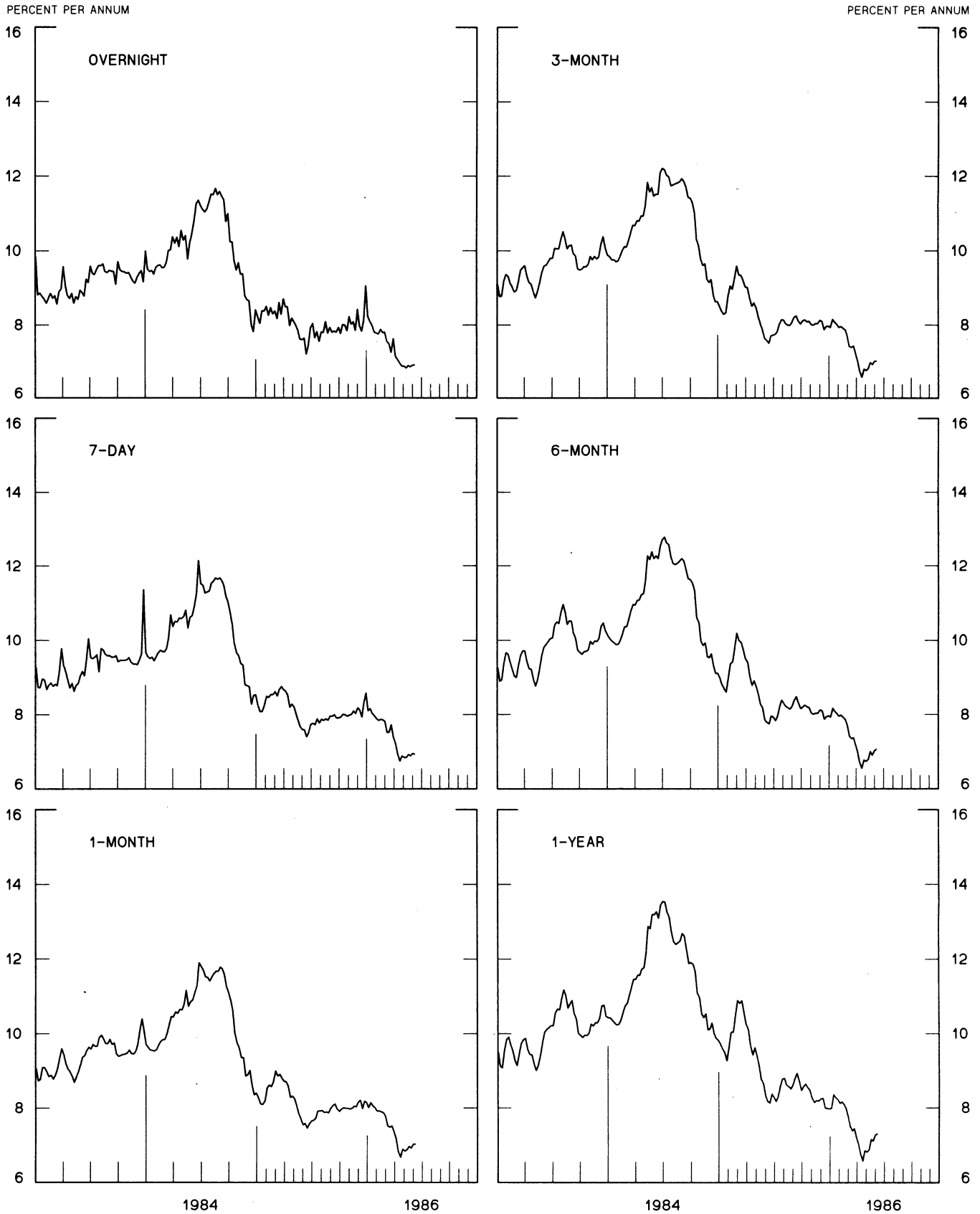
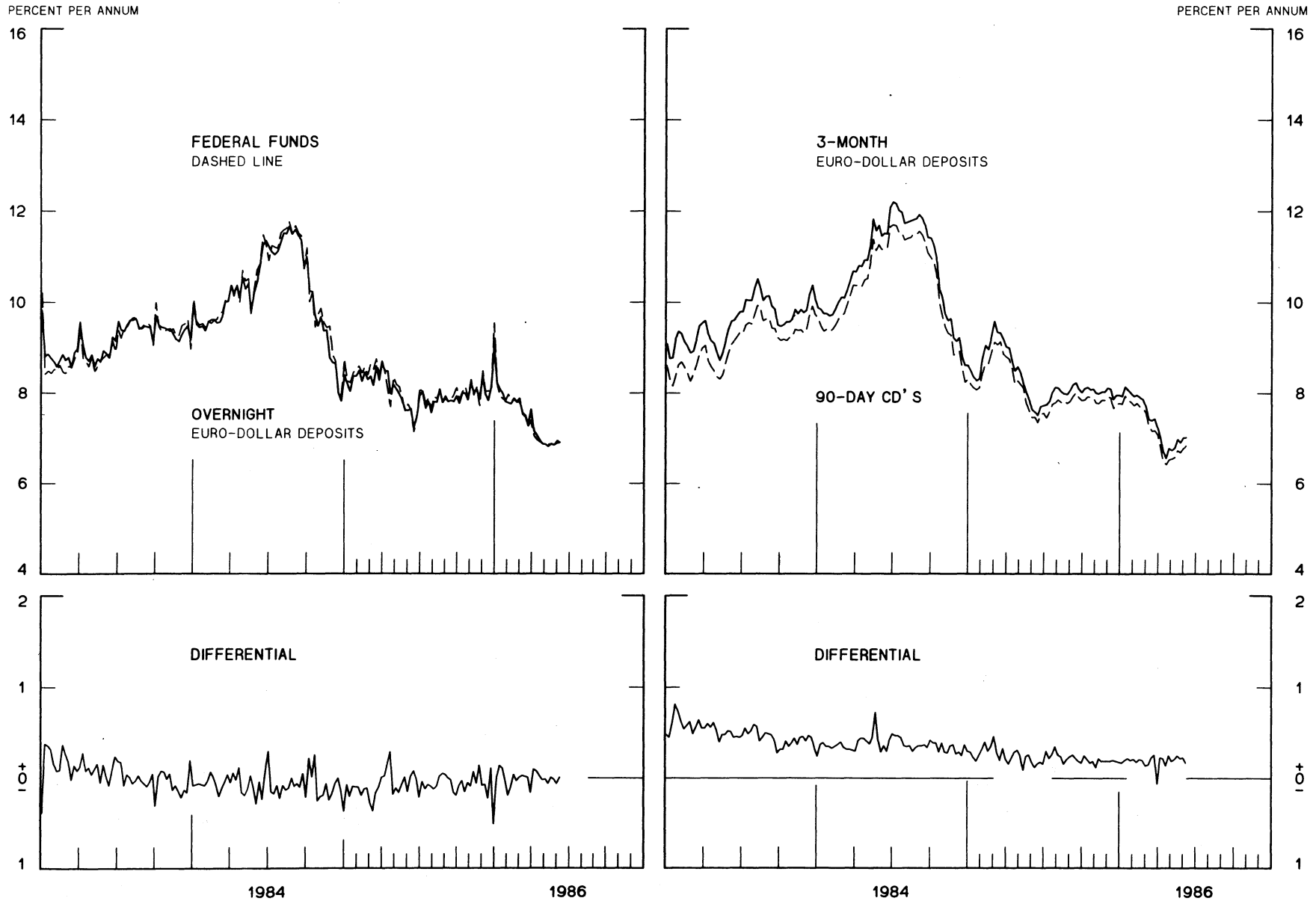


CHART 7
SELECTED EURO-DOLLAR AND U. S. MONEY MARKET RATES

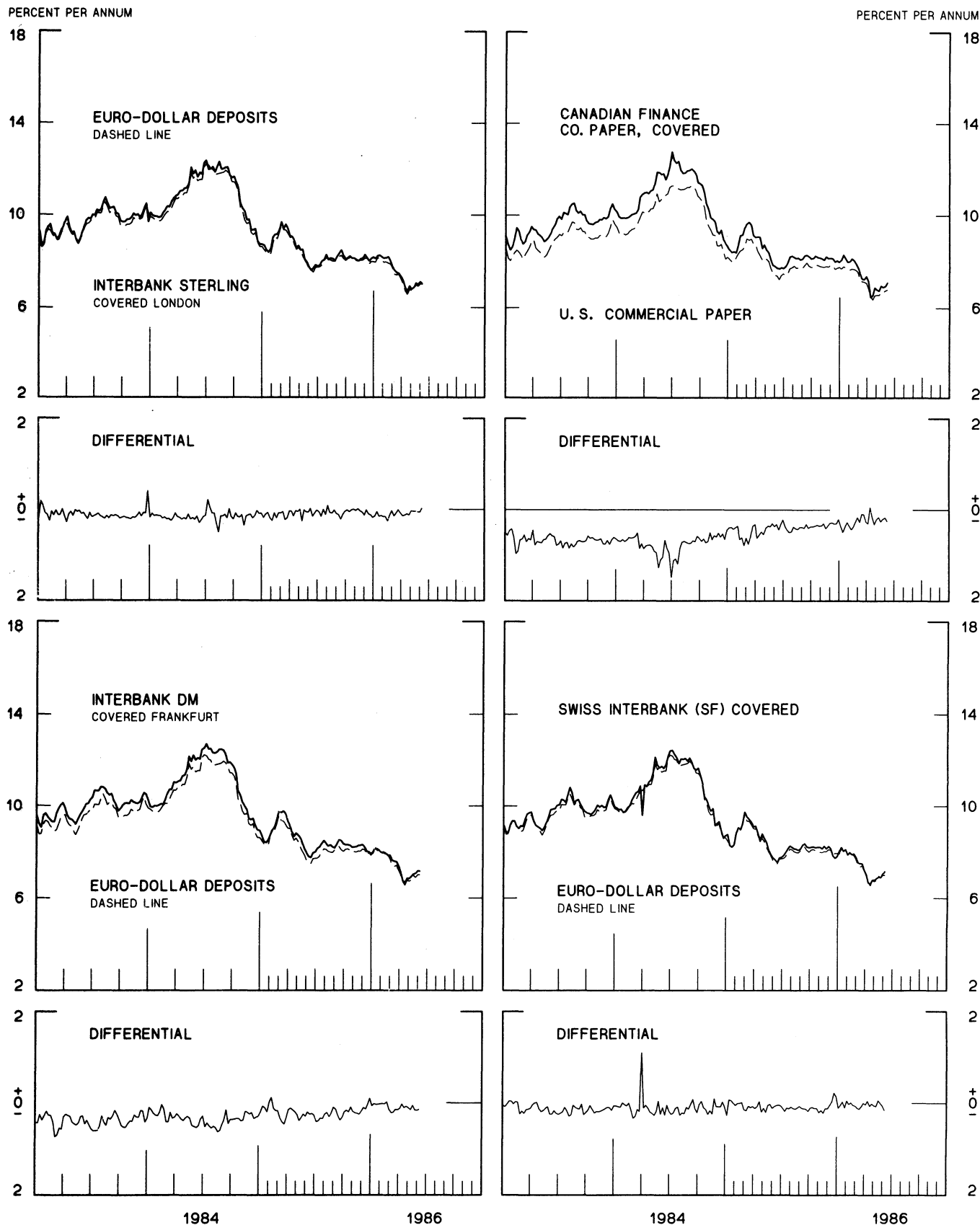
DIFFERENTIAL: PLUS(+), FAVORS BORROWING IN U. S.
 AVERAGES FOR WEEK ENDING WEDNESDAY



1 PERCENT ON DIFFERENTIAL SCALE = 2 PERCENT ON RATE SCALE

INTEREST ARBITRAGE: 3-MONTH FUNDS

DIFFERENTIAL: PLUS(+), INDICATES FAVOR DOLLAR ASSETS
 AVERAGES FOR WEEK ENDING WEDNESDAY



1 PERCENT ON DIFFERENTIAL SCALE = 2 PERCENT ON RATE SCALE

CHART 9
LONG-TERM GOVERNMENT BOND YIELDS
 WEEKLY SERIES

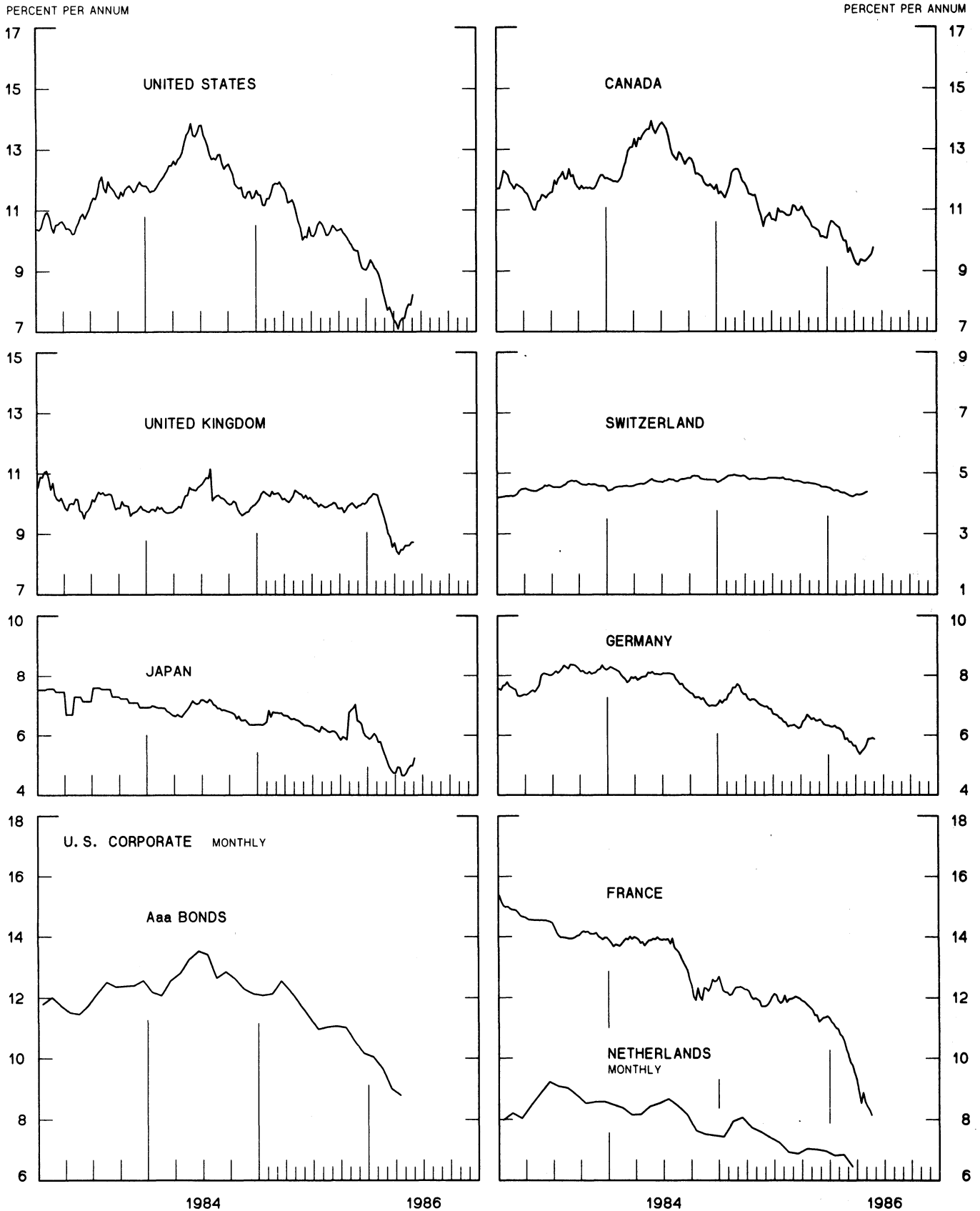
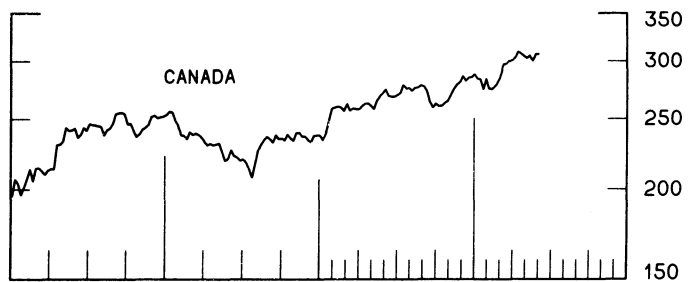
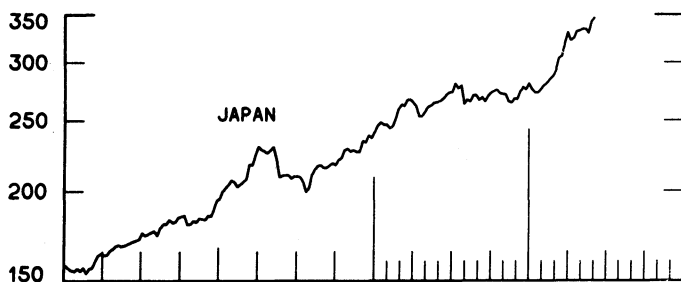
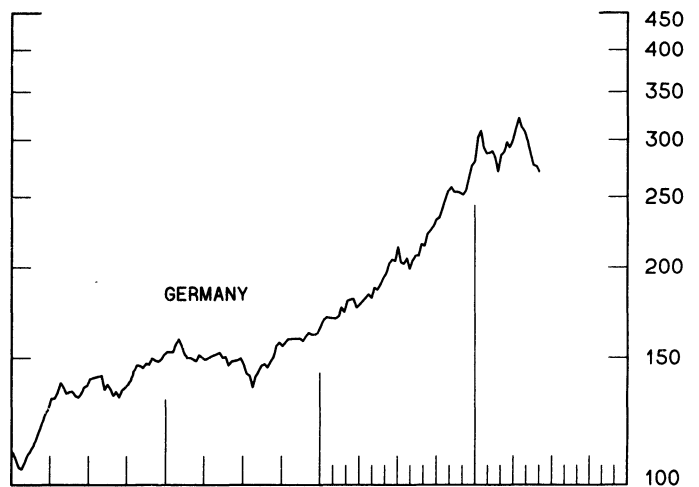
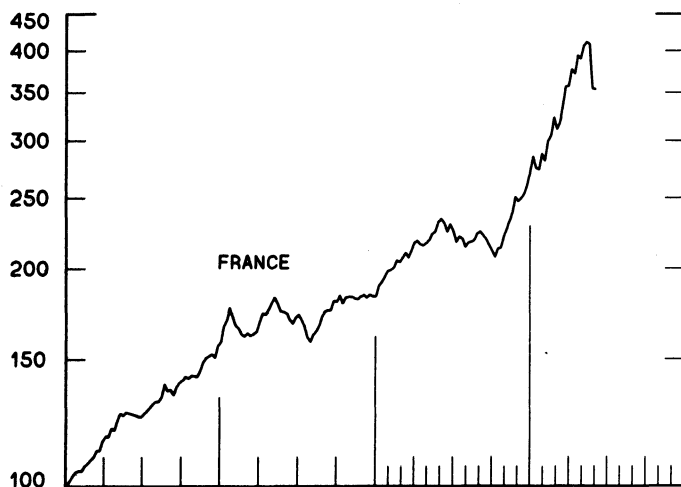
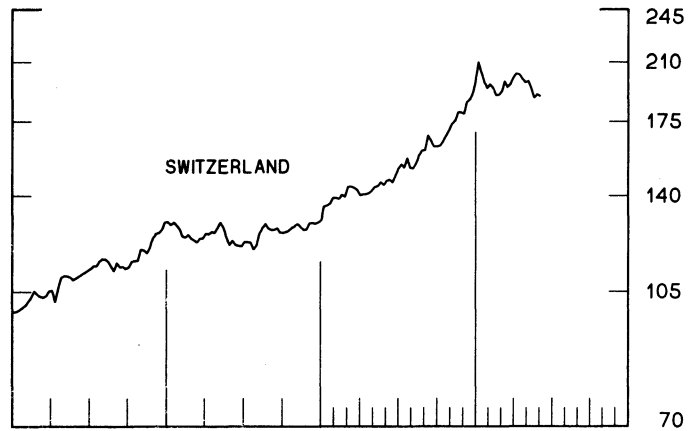
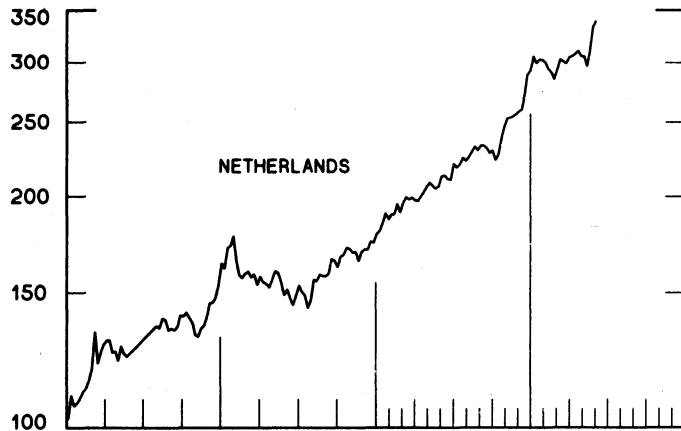
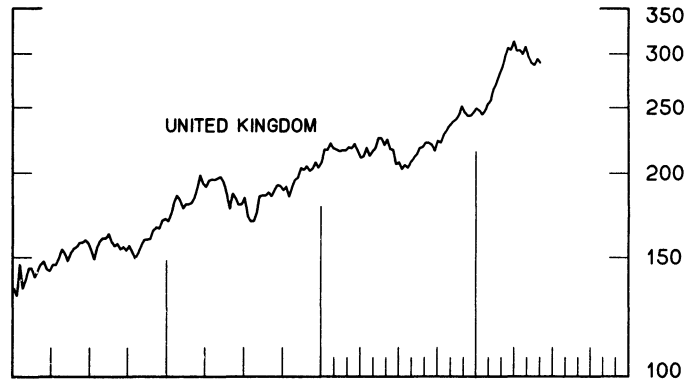
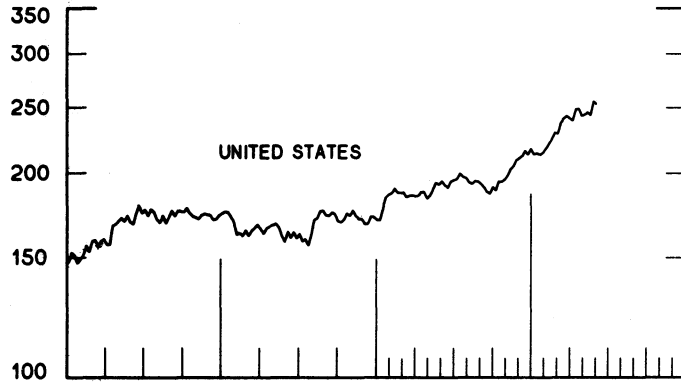


CHART 10
INDUSTRIAL STOCK INDICES
 WEEKLY SERIES

RATIO SCALE
 1969=100

RATIO SCALE
 1969=100



1984

1986

1984

1986

SERIES NAME

LAST VALUE PLOTTED
DATE VALUE

CHART 1. SPOT EXCHANGE RATES AND INDICES

WEEKLY AVERAGES, NOON BUYING RATES (U.S. CENTS)

GERMAN MARK	JUNE 11	44.89
JAPANESE YEN	JUNE 11	0.59687
DUTCH GUILDER	JUNE 11	39.88
U.K. POUND	JUNE 11	150.83
CANADIAN DOLLAR	JUNE 11	71.83
FRENCH FRANC	JUNE 11	14.10
SWISS FRANC	JUNE 11	54.44
BELGIAN FRANC	JUNE 11	2.19804
ITALIAN LIRA	JUNE 11	0.06537
SWEDISH KRONA	JUNE 11	13.89

INDICES, MARCH 1973 BASE RATES = 100

GERMAN MARK	JUNE 11	126.29
JAPANESE YEN	JUNE 11	156.28
DUTCH GUILDER	JUNE 11	114.48
U.K. POUND	JUNE 11	61.01
CANADIAN DOLLAR	JUNE 11	71.59
FRENCH FRANC	JUNE 11	63.52
SWISS FRANC	JUNE 11	175.13
BELGIAN FRANC	JUNE 11	86.61
ITALIAN LIRA	JUNE 11	37.14

WEIGHTED AVERAGE EXCHANGE VALUE INDICES, MAR 1973 = 100
(G-10 COUNTRIES PLUS SWITZERLAND)

U.S. DOLLAR	JUNE 11	113.59
GERMAN MARK	JUNE 11	149.05
JAPANESE YEN	JUNE 11	184.46
DUTCH GUILDER	JUNE 11	128.64
U.K. POUND	JUNE 11	64.74
CANADIAN DOLLAR	JUNE 11	77.72
FRENCH FRANC	JUNE 11	67.43
SWISS FRANC	JUNE 11	197.32
BELGIAN FRANC	JUNE 11	95.53
ITALIAN LIRA	JUNE 11	38.35
SWEDISH KRONA	JUNE 11	67.12

CHART 2. 3-MONTH FORWARD EXCHANGE RATES, PREMIUM OR DISCOUNT

CANADIAN DOLLAR	JUNE 11	-1.72
U.K. POUND	JUNE 11	-2.52
GERMAN MARK	JUNE 11	2.53
FRENCH FRANC	JUNE 11	-0.32
SWISS FRANC	JUNE 11	2.37
DUTCH GUILDER	JUNE 11	1.17
JAPANESE YEN	JUNE 11	2.45
ITALIAN LIRA	JUNE 11	-4.36

SERIES NAME	LAST VALUE PLOTTED	
	DATE	VALUE
CHART 3. GOLD PRICE IN LONDON, AFTERNOON FIXING		
U.S. DOLLARS PER FINE OUNCE	JUNE 11	344.03
CHART 4. CALL MONEY RATES		
U.S. FEDERAL FUNDS	JUNE 11	6.89
OVERNIGHT EURO-DOLLAR DEPOSITS	JUNE 11	6.90
U. K.	JUNE 11	10.65
CANADA	JUNE 11	8.25
GERMANY	JUNE 11	4.39
JAPAN	JUNE 11	4.35
FRANCE	JUNE 11	7.28
NETHERLANDS	JUNE 11	5.63
SWITZERLAND	JUNE 11	1.00
CHART 5. 3-MONTH INTEREST RATES		
U.S. 90-DAY CD'S, SECONDARY MARKET	JUNE 11	6.84
GERMAN INTERBANK LOAN	JUNE 11	4.59
JAPANESE GENSAKI RATE	JUNE 11	4.64
CANADIAN FINANCE PAPER	JUNE 11	8.84
INTERBANK STERLING	JUNE 11	9.58
SWISS INTERBANK LOAN	JUNE 11	4.77
FRENCH INTERBANK RATE	JUNE 11	7.31
NETHERLANDS INTERBANK RATE	JUNE 11	5.88
WEIGHTED AVERAGE FOREIGN INTEREST RATE (G-10 COUNTRIES PLUS SWITZERLAND)	JUNE 11	6.69
CHART 6. EURO-DOLLAR DEPOSIT RATES: LONDON		
OVERNIGHT	JUNE 11	6.90
7-DAY	JUNE 11	6.94
1-MONTH	JUNE 11	7.01
3-MONTH	JUNE 11	7.01
6-MONTH	JUNE 11	7.06
1-YEAR	JUNE 11	7.29
CHART 7. SELECTED EURO-DOLLAR AND U.S. MONEY MARKET RATES		
OVERNIGHT EURO-DOLLAR DEPOSITS	JUNE 11	6.90
U.S. FEDERAL FUNDS	JUNE 11	6.89
DIFFERENTIAL	JUNE 11	0.01
3-MONTH EURO-DOLLAR DEPOSIT RATE	JUNE 11	7.01
U.S. 90-DAY CD'S, SECONDARY MARKET	JUNE 11	6.84
DIFFERENTIAL	JUNE 11	0.17

SERIES NAME	LAST VALUE PLOTTED	
	DATE	VALUE
CHART 8. INTEREST ARBITRAGE, 3-MONTH FUNDS		
EURO-DOLLAR DEPOSIT	JUNE 11	7.01
INTERBANK STERLING (LONDON), COVERED	JUNE 11	7.00
DIFFERENTIAL	JUNE 11	0.02
U.S. COMMERCIAL PAPER	JUNE 11	6.78
CANADIAN FINANCE PAPER, COVERED	JUNE 11	7.08
DIFFERENTIAL	JUNE 11	-0.26
EURO-DOLLAR DEPOSIT	JUNE 11	7.01
INTERBANK DM (FRANKFURT), COVERED	JUNE 11	7.15
DIFFERENTIAL	JUNE 11	-0.14
EURO-DOLLAR DEPOSIT	JUNE 11	7.01
SWISS INTERBANK, COVERED	JUNE 11	7.17
DIFFERENTIAL	JUNE 11	-0.16
CHART 9. LONG TERM GOVERNMENT BOND YIELDS		
UNITED STATES	JUNE 6	8.23
GERMANY	JUNE 6	5.86
JAPAN (MONTHLY)	JUNE 6	5.25
SWITZERLAND	MAY 16	4.37
CANADA	JUNE 6	9.75
FRANCE	MAY 23	8.12
NETHERLANDS (MONTHLY)	MARCH	6.44
UNITED KINGDOM	JUNE 6	8.72
U.S. CORPORATE		
AAA BONDS	APRIL	8.79
CHART 10. STOCK INDICES		
UNITED STATES	JUNE 4	252.43
UNITED KINGDOM	JUNE 4	290.34
CANADA	JUNE 4	306.58
GERMANY	JUNE 4	269.87
SWITZERLAND	JUNE 4	189.07
NETHERLANDS	JUNE 4	338.34
FRANCE	JUNE 4	353.29
JAPAN	JUNE 4	345.87

FEDERAL RESERVE statistical release



H.10 (512)

JUNE 16, 1986

FOREIGN EXCHANGE RATES

FOR THE WEEK ENDING JUNE 13, 1986

The Board of Governors of the Federal Reserve System is advised that the Federal Reserve Bank of New York has certified for customs purposes the following noon buying rates in New York City for cable transfers payable in foreign currencies:

COUNTRY	MONETARY UNIT	(CURRENCY UNITS PER DOLLAR)				
		JUNE 9	JUNE 10	JUNE 11	JUNE 12	JUNE 13
*AUSTRALIA	DOLLAR	69.67	69.50	68.85	69.03	69.27
AUSTRIA	SCHILLING	15.715	15.580	15.560	15.538	15.533
BELGIUM	FRANC	45.640	45.320	45.230	45.130	45.140
BRAZIL	CRUZADO	13.84	13.84	13.84	13.84	13.84
CANADA	DOLLAR	1.3927	1.3898	1.3888	1.3872	1.3840
CHINA, P.-R.	YUAN	3.2095	3.2095	3.2095	3.2025	3.2095
DENMARK	KRONE	8.2740	8.2050	8.2015	8.1965	8.1960
FINLAND	MARKKA	5.2010	5.1600	5.1580	5.1450	5.1435
FRANCE	FRANC	7.1200	7.0750	7.0510	7.0475	7.0430
GERMANY	D. MARK	2.2360	2.2200	2.2135	2.2100	2.2085
GREECE	DRACHMA	140.200	139.650	139.100	139.250	139.000
HONG KONG	DOLLAR	7.8120	7.8100	7.8090	7.8070	7.8080
INDIA	RUPEE	12.6300	12.5500	12.4400	12.4800	12.5900
*IRELAND	POUND	135.72	136.48	136.98	136.90	137.18
ITALY	LIRA	1534.50	1524.00	1522.00	1518.00	1518.00
JAPAN	YEN	167.87	166.90	166.35	165.85	165.25
MALAYSIA	RINGGIT	2.6175	2.6175	2.6135	2.6100	2.6125
NETHERLANDS	GUILDER	2.5170	2.5005	2.4940	2.4890	2.4875
*NEW ZEALAND	DOLLAR	56.000	56.350	56.020	55.000	54.400
NORWAY	KRONE	7.6225	7.5740	7.5640	7.5500	7.5540
PORTUGAL	ESCUDO	150.900	150.250	149.600	149.450	149.700
SINGAPORE	DOLLAR	2.2300	2.2240	2.2165	2.2210	2.2180
*SOUTH AFRICA	RAND	38.60	38.40	37.05	36.42	36.90
SOUTH KOREA	WON	891.10	891.60	891.10	890.60	890.10
SPAIN	PESETA	143.000	142.300	141.600	141.350	141.400
SRI LANKA	RUPEE	27.917	27.917	27.915	27.925	27.943
SWEDEN	KRONA	7.2110	7.1790	7.1680	7.1600	7.1680
SWITZERLAND	FRANC	1.8440	1.8290	1.8275	1.8280	1.8220
TAIWAN	DOLLAR	38.160	38.160	NA	38.160	38.160
THAILAND	BAHT	26.440	26.410	26.410	26.340	26.330
*UNITED KINGDOM	POUND	149.80	151.65	152.70	152.30	152.35
MEMO:						
*UNITED STATES	DOLLAR	113.98	113.20	112.86	112.73	112.61

INDEX OF WEIGHTED AVERAGE EXCHANGE VALUE OF U.S. DOLLAR AGAINST CURRENCIES OF OTHER G-10 COUNTRIES. MARCH 1973 = 100. WEIGHTS ARE 1972-76 GLOBAL TRADE OF EACH OF THE 10 COUNTRIES. SERIES REVISED AS OF AUGUST 1978. FOR DESCRIPTION AND BACK DATA, SEE "INDEX OF THE WEIGHTED-AVERAGE EXCHANGE VALUE OF THE U.S. DOLLAR: REVISION" ON PAGE 700 OF THE AUGUST 1978 FEDERAL RESERVE BULLETIN.

*VALUE IS U.S. CENTS