

(516/517)

Selected Interest & Exchange Rates

Weekly Series of Charts

June 9, 1986

**Prepared by the
FINANCIAL MARKETS
SECTION**

**DIVISION OF
INTERNATIONAL FINANCE**

**BOARD OF GOVERNORS
FEDERAL RESERVE SYSTEM
Washington, D.C. 20551**

Table of Contents

TABLES

1. LATEST FIGURES PLOTTED
2. DAILY CERTIFIED SPOT EXCHANGE RATES--H.10 RELEASE

CHARTS

1. SPOT EXCHANGE RATE INDICES
2. 3-MONTH FORWARD EXCHANGE RATES
3. GOLD PRICE--LONDON
4. CALL MONEY RATES
5. 3-MONTH INTEREST RATES
6. EURO-DOLLAR DEPOSIT RATES
7. SELECTED EURO-DOLLAR AND U.S. MONEY MARKET RATES
8. INTEREST ARBITRAGE: 3-MONTH FUNDS
9. LONG-TERM GOVERNMENT BOND YIELDS
10. INDUSTRIAL STOCK INDICES

SUBSCRIPTION RATES:

Weekly \$15.00 per year or \$.40 each in the United States, its possessions, Canada, and Mexico; 10 or more of the same issue to one address, \$13.50 per year or \$.35 each. Elsewhere, \$20.00 per year or \$.50 each. Address requests to Publications Services, Division of Administrative Services, and make payment remittance payable to the order of the Board of Governors of the Federal Reserve System in a form collectible at par in U.S. Currency.

SPOT EXCHANGE INDICES

DOLLAR PRICES OF FOREIGN CURRENCIES AND WEIGHTED AVERAGE VALUES (THIN LINE)
AVERAGES FOR WEEK ENDING WEDNESDAY

RATIO SCALE
MARCH 1973=100

RATIO SCALE
MARCH 1973=100

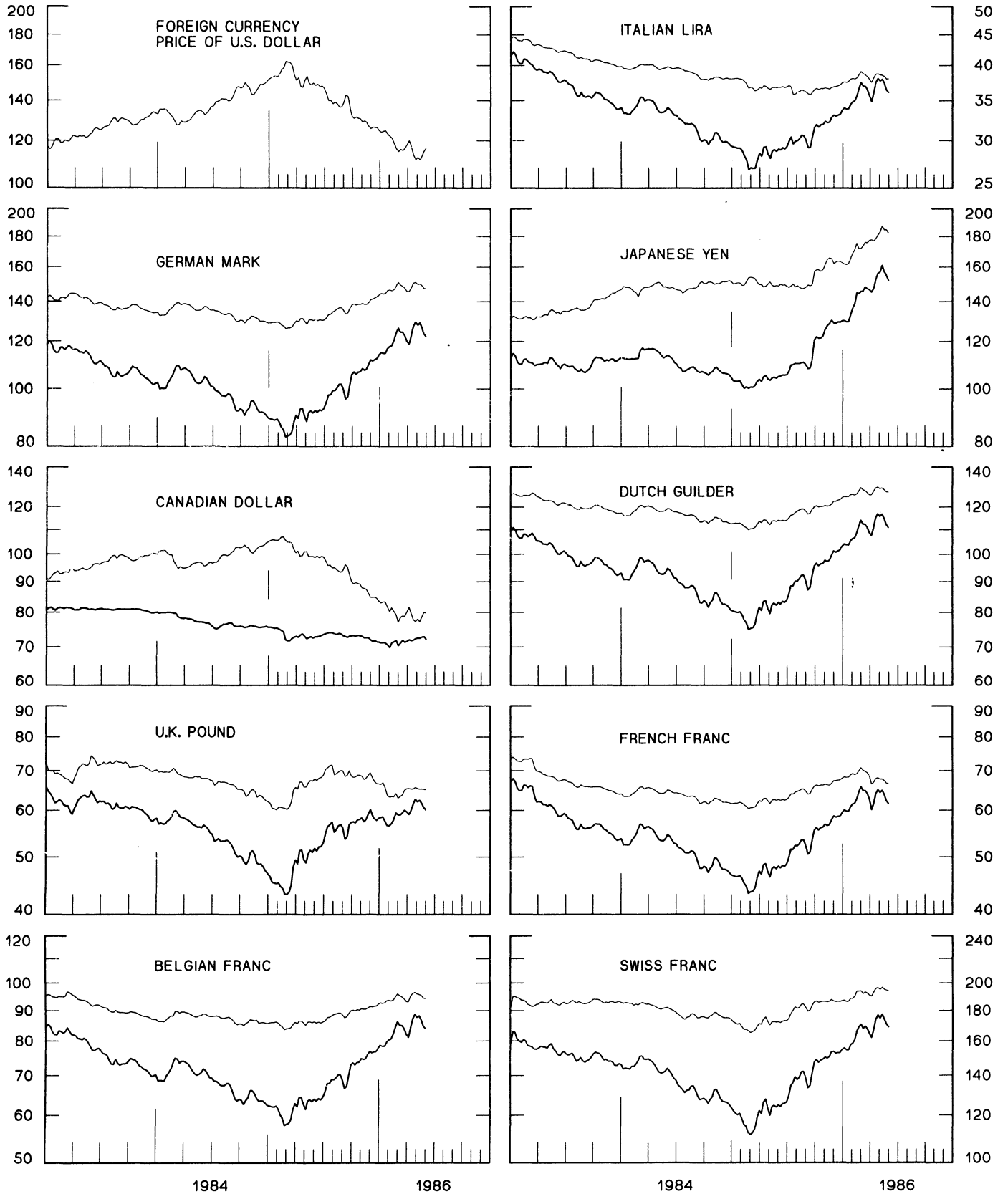


CHART 2
3-MONTH FORWARD EXCHANGE RATES

PREMIUM (+) OR (-)
 AVERAGES FOR WEEK ENDING WEDNESDAY

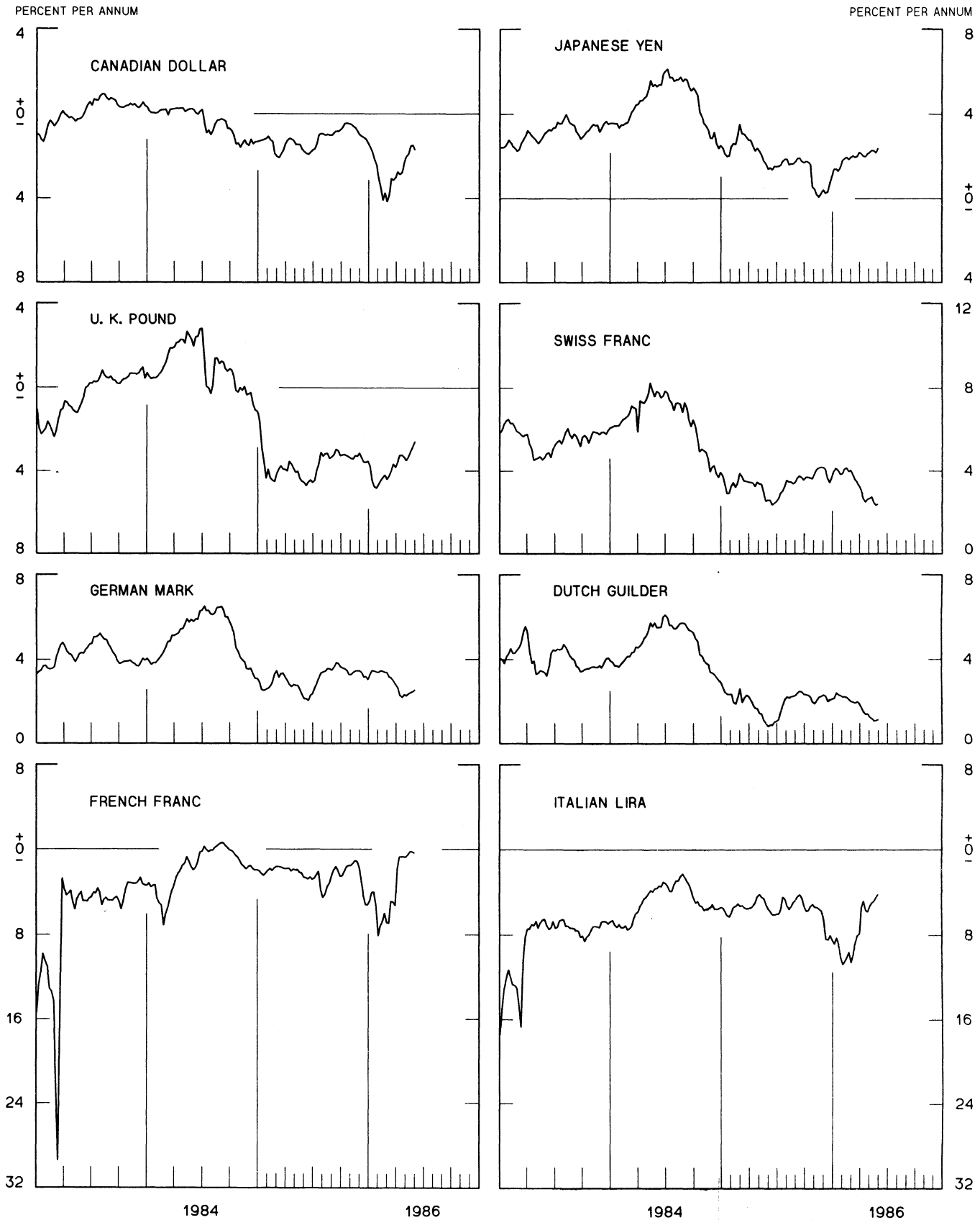


CHART 3
PRICE OF GOLD IN LONDON
AVERAGES FOR WEEK ENDING WEDNESDAY



CHART 4
CALL MONEY RATES
WEEKLY SERIES

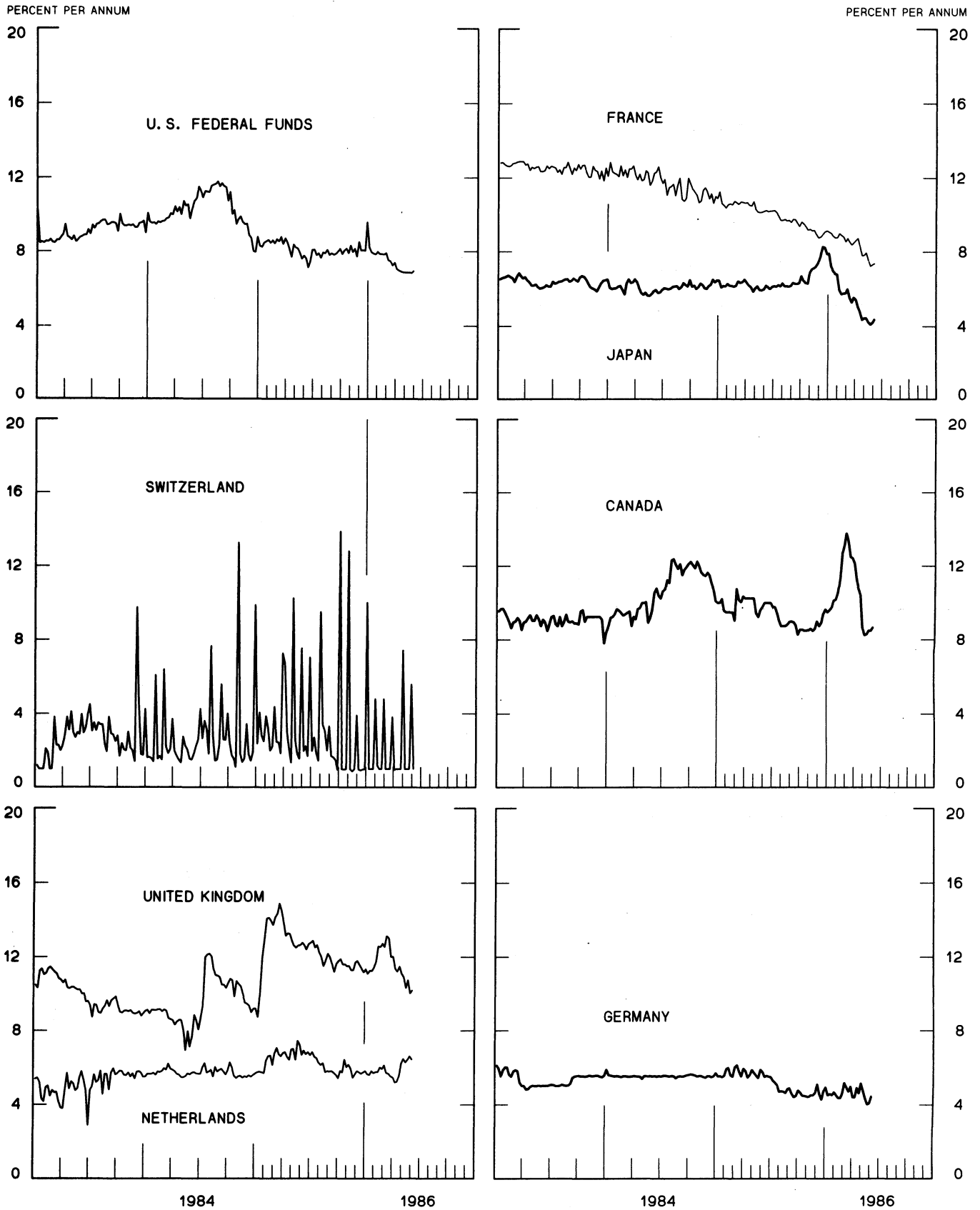


CHART 5
3-MONTH INTEREST RATES
 WEEKLY SERIES

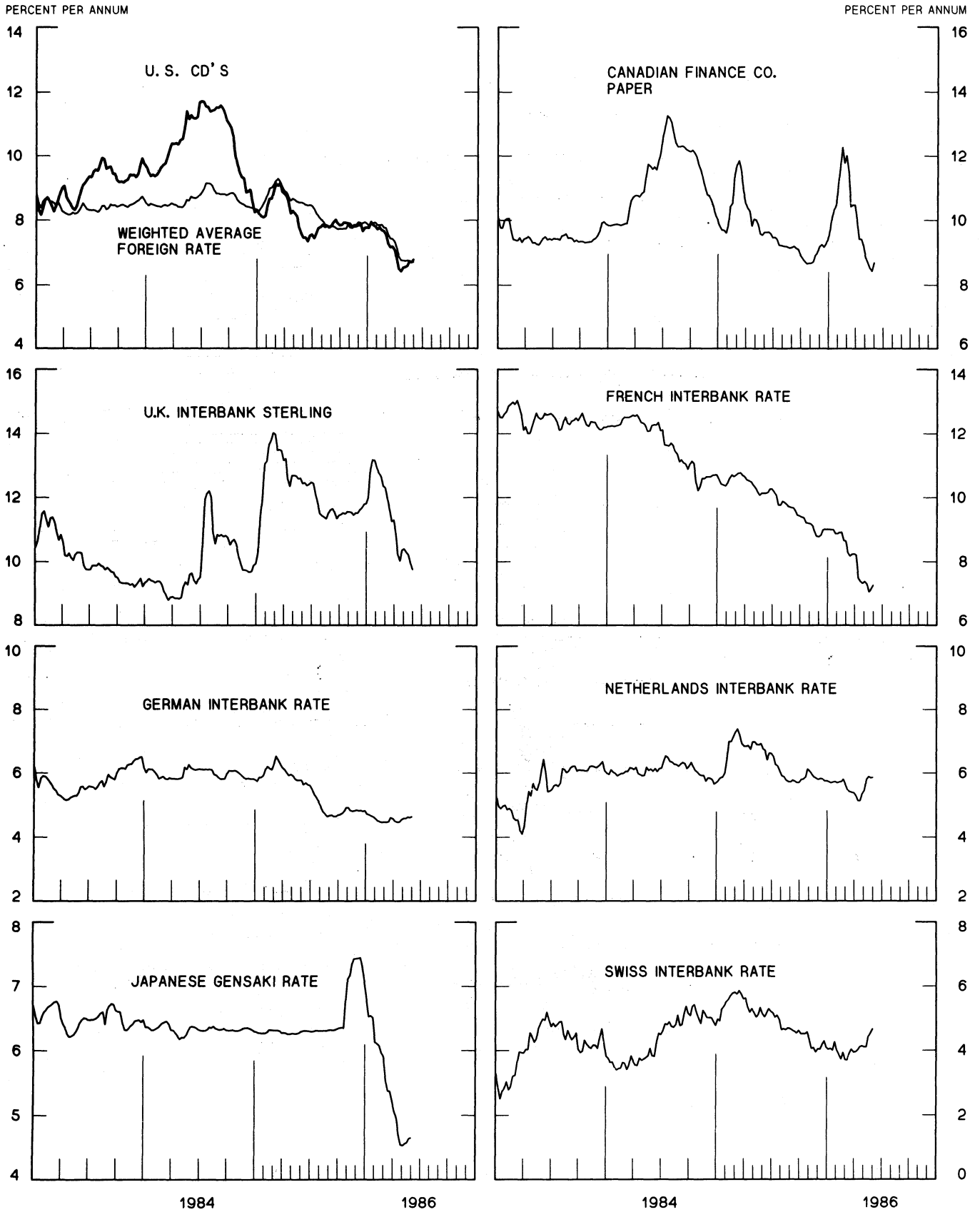
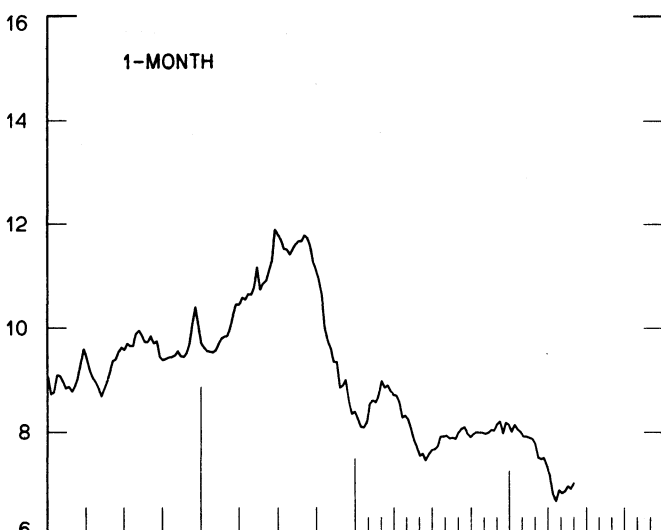
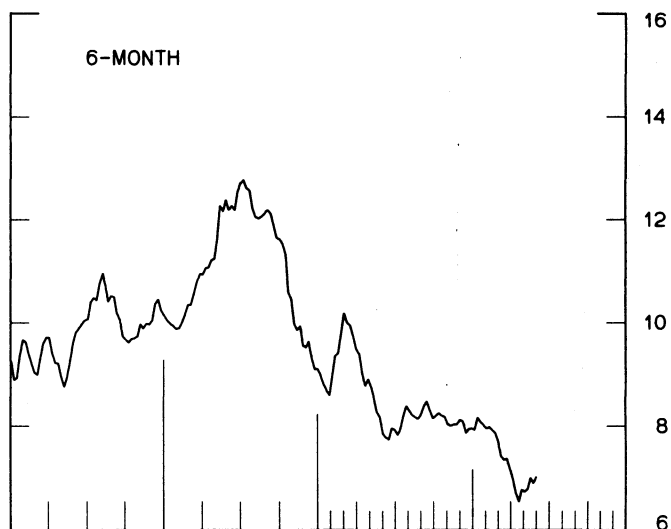
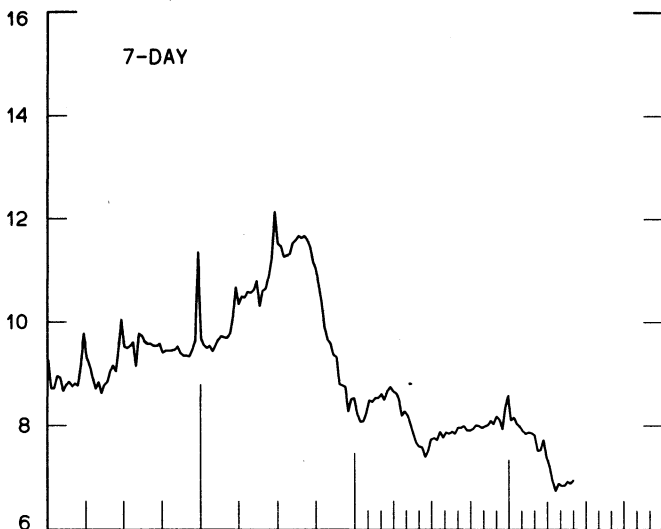
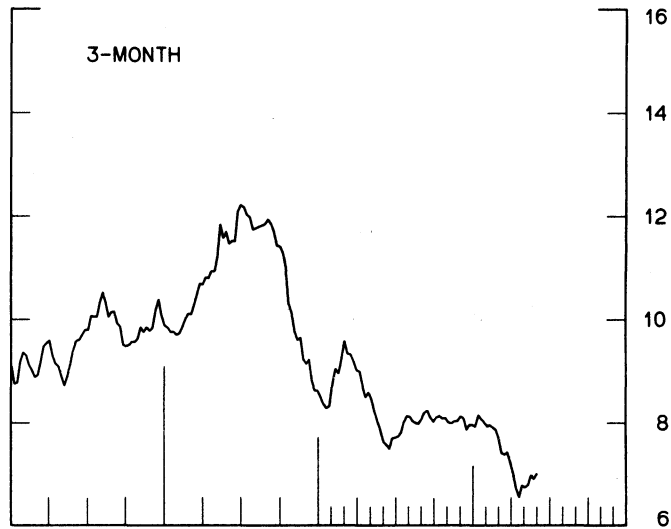
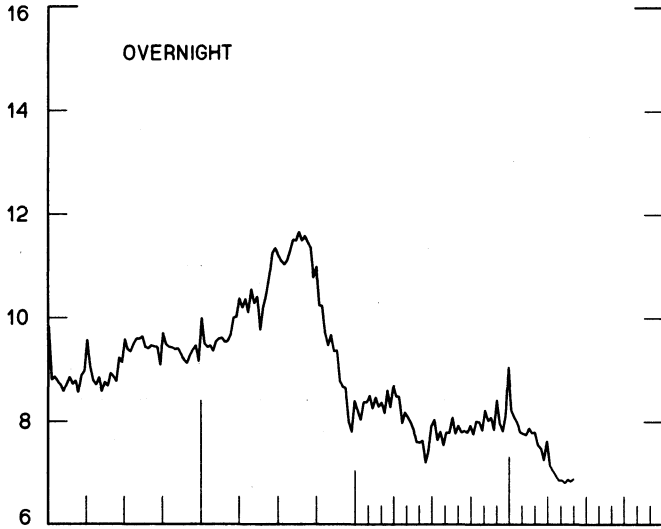


CHART 6
EURO-DOLLAR DEPOSIT RATES LONDON
AVERAGES FOR WEEK ENDING WEDNESDAY

PERCENT PER ANNUM

PERCENT PER ANNUM



1984

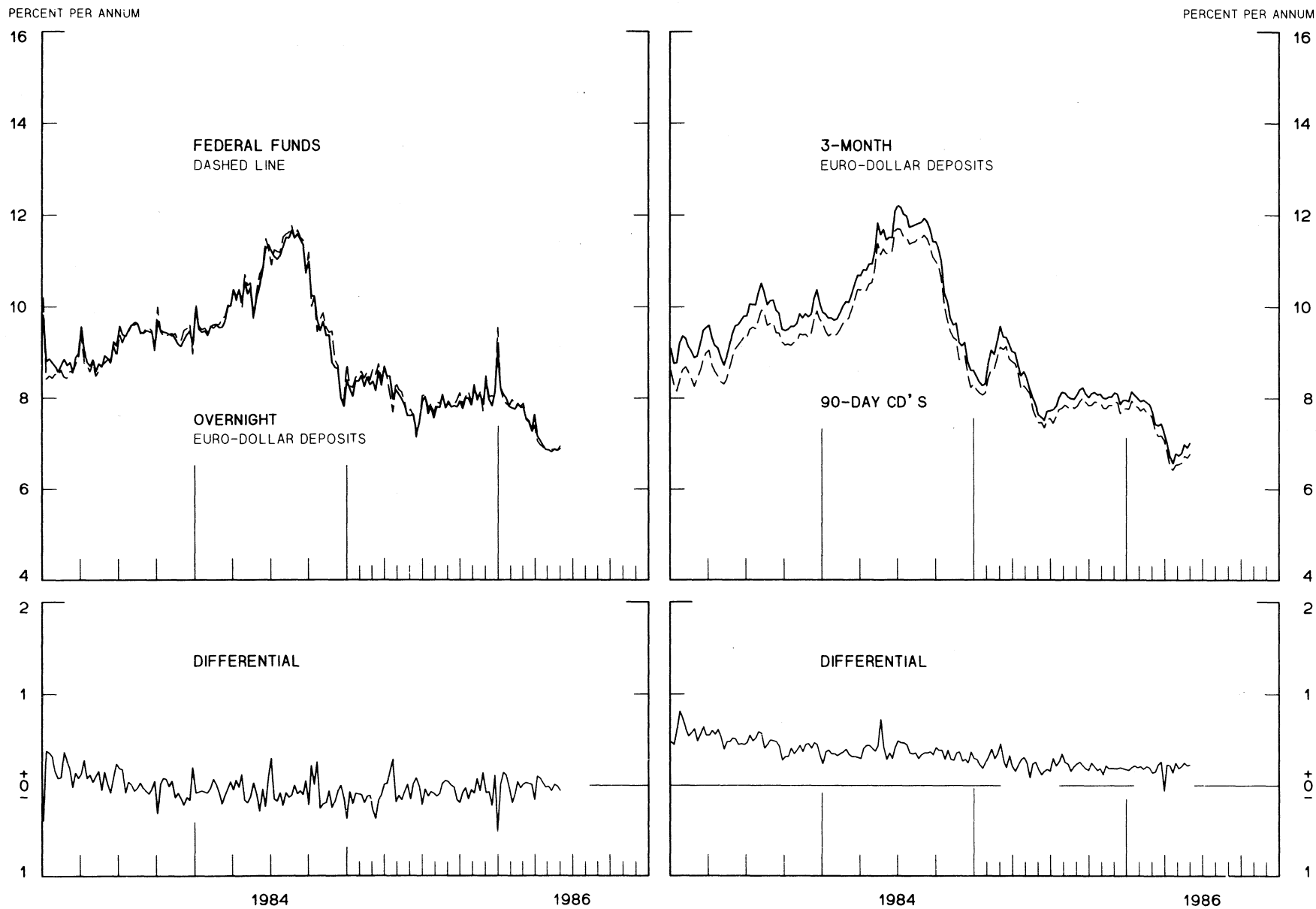
1986

1984

1986

CHART 7
SELECTED EURO-DOLLAR AND U. S. MONEY MARKET RATES

DIFFERENTIAL: PLUS(+), FAVORS BORROWING IN U. S.
 AVERAGES FOR WEEK ENDING WEDNESDAY

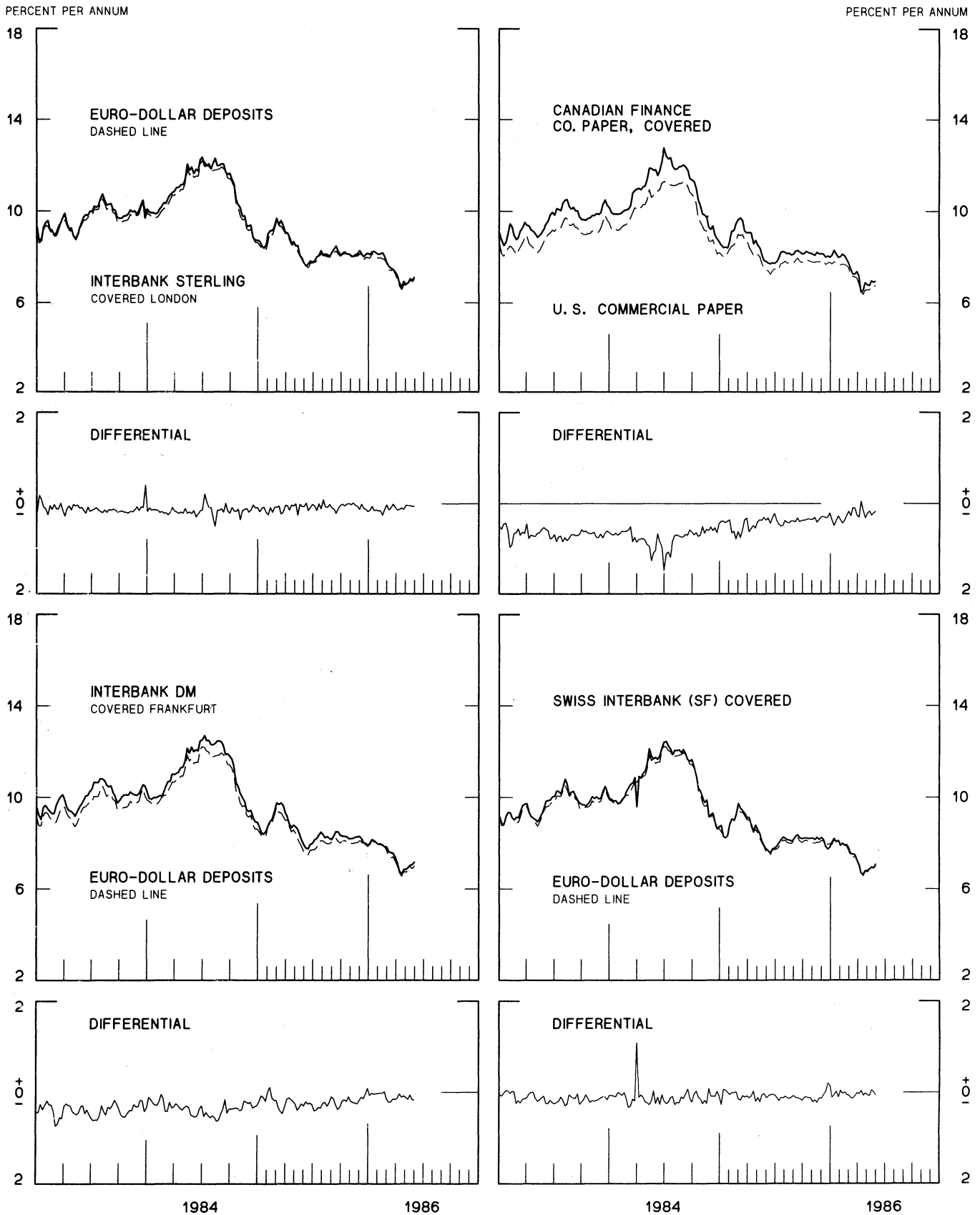


1 PERCENT ON DIFFERENTIAL SCALE = 2 PERCENT ON RATE SCALE

CHART 8

INTEREST ARBITRAGE: 3-MONTH FUNDS

DIFFERENTIAL: PLUS(+), INDICATES FAVOR DOLLAR ASSETS
AVERAGES FOR WEEK ENDING WEDNESDAY



1 PERCENT ON DIFFERENTIAL SCALE = 2 PERCENT ON RATE SCALE

CHART 9
LONG-TERM GOVERNMENT BOND YIELDS
 WEEKLY SERIES

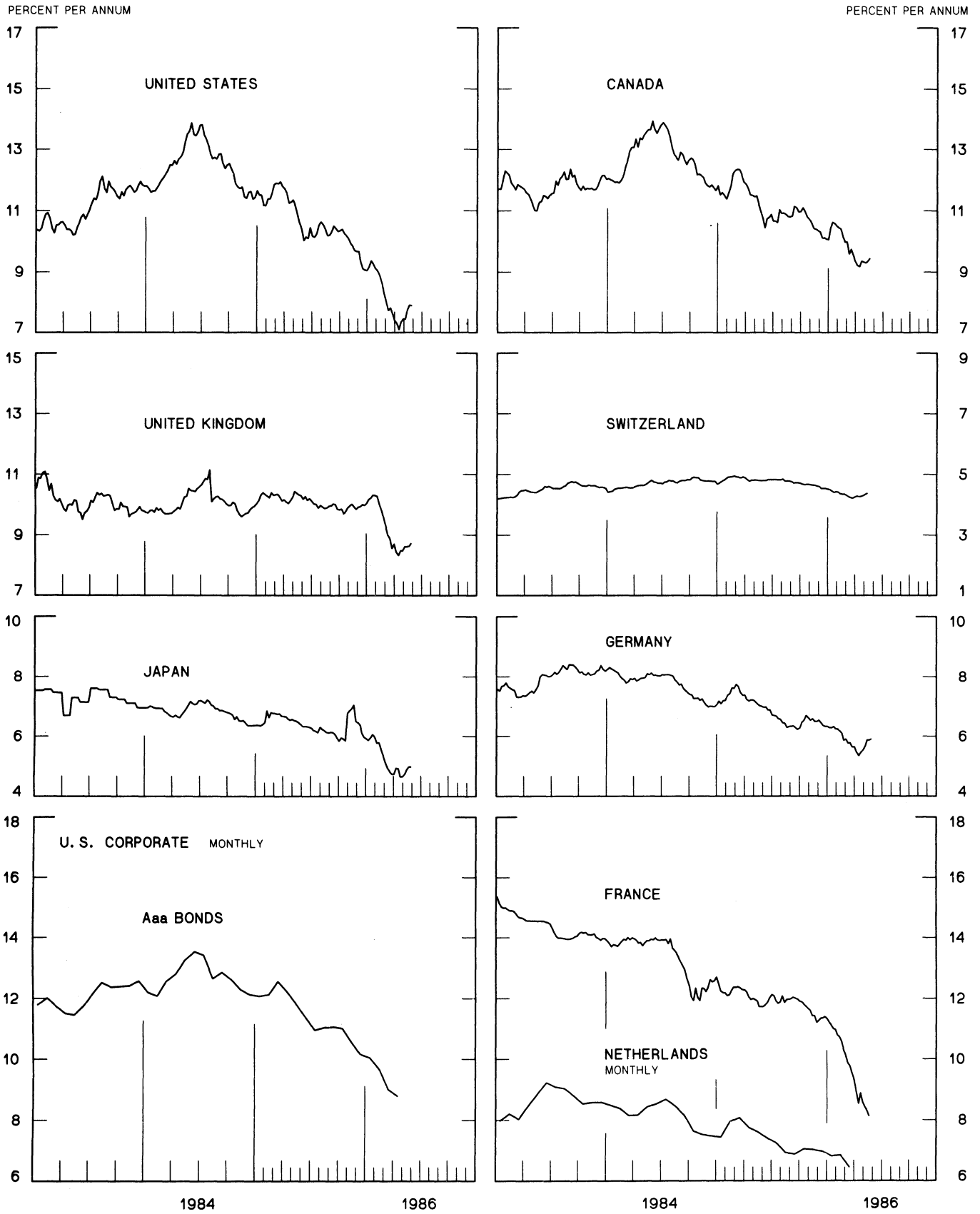
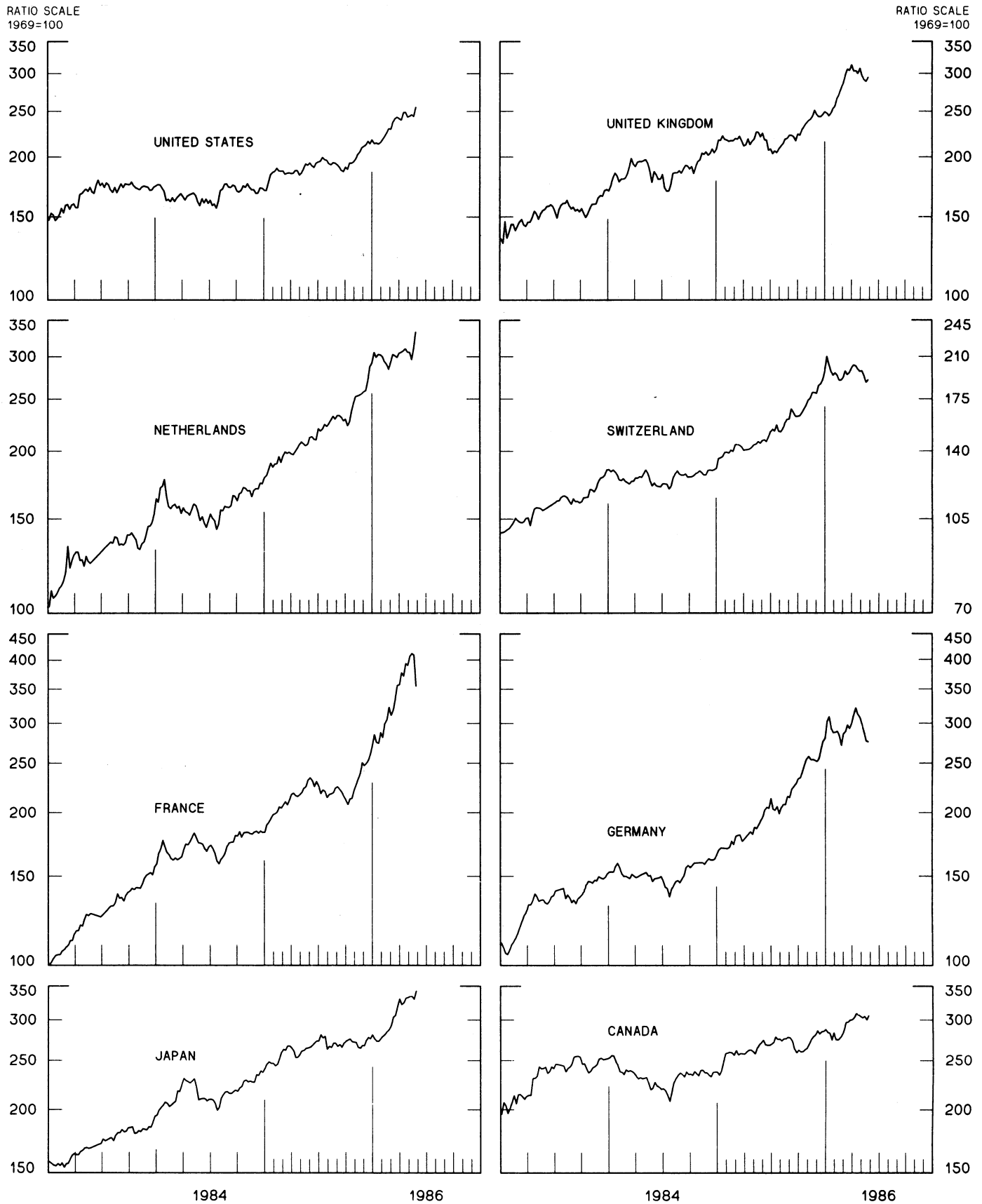


CHART 10
INDUSTRIAL STOCK INDICES
 WEEKLY SERIES



SERIES NAME

LAST VALUE PLOTTED
DATE VALUE

CHART 1. SPOT EXCHANGE RATES AND INDICES

WEEKLY AVERAGES, NOON BUYING RATES (U.S. CENTS)

GERMAN MARK	JUNE 4	43.45
JAPANESE YEN	JUNE 4	0.57866
DUTCH GUILDER	JUNE 4	38.63
U.K. POUND	JUNE 4	148.28
CANADIAN DOLLAR	JUNE 4	72.14
FRENCH FRANC	JUNE 4	13.64
SWISS FRANC	JUNE 4	52.42
BELGIAN FRANC	JUNE 4	2.12875
ITALIAN LIRA	JUNE 4	0.06342
SWEDISH KRONA	JUNE 4	13.63

INDICES, MARCH 1973 BASE RATES = 100

GERMAN MARK	JUNE 4	122.24
JAPANESE YEN	JUNE 4	151.51
DUTCH GUILDER	JUNE 4	110.91
U.K. POUND	JUNE 4	59.97
CANADIAN DOLLAR	JUNE 4	71.90
FRENCH FRANC	JUNE 4	61.48
SWISS FRANC	JUNE 4	168.66
BELGIAN FRANC	JUNE 4	83.88
ITALIAN LIRA	JUNE 4	36.03

WEIGHTED AVERAGE EXCHANGE VALUE INDICES, MAR 1973 = 100
(G-10 COUNTRIES PLUS SWITZERLAND)

U.S. DOLLAR	JUNE 4	116.63
GERMAN MARK	JUNE 4	146.97
JAPANESE YEN	JUNE 4	182.37
DUTCH GUILDER	JUNE 4	127.16
U.K. POUND	JUNE 4	65.01
CANADIAN DOLLAR	JUNE 4	79.84
FRENCH FRANC	JUNE 4	66.54
SWISS FRANC	JUNE 4	193.93
BELGIAN FRANC	JUNE 4	94.41
ITALIAN LIRA	JUNE 4	37.96
SWEDISH KRONA	JUNE 4	67.25

CHART 2. 3-MONTH FORWARD EXCHANGE RATES, PREMIUM OR DISCOUNT

CANADIAN DOLLAR	JUNE 4	-1.70
U.K. POUND	JUNE 4	-2.59
GERMAN MARK	JUNE 4	2.53
FRENCH FRANC	JUNE 4	-0.37
SWISS FRANC	JUNE 4	2.40
DUTCH GUILDER	JUNE 4	1.15
JAPANESE YEN	JUNE 4	2.39
ITALIAN LIRA	JUNE 4	-4.22

LAST VALUE PLOTTED
DATE VALUE

SERIES NAME

CHART 3. GOLD PRICE IN LONDON, AFTERNOON FIXING

U. S. DOLLARS PER FINE OUNCE JUNE 4 342.14

CHART 4. CALL MONEY RATES

U. S. FEDERAL FUNDS	JUNE 4	6.95
OVERNIGHT EURO-DOLLAR DEPOSITS	JUNE 4	6.89
U. K.	JUNE 4	10.17
CANADA	JUNE 4	8.67
GERMANY	JUNE 4	4.45
JAPAN	JUNE 4	4.35
FRANCE	JUNE 4	7.38
NETHERLANDS	JUNE 4	6.40
SWITZERLAND	JUNE 4	1.00

CHART 5. 3-MONTH INTEREST RATES

U. S. 90-DAY CD'S, SECONDARY MARKET	JUNE 4	6.78
GERMAN INTERBANK LOAN	JUNE 4	4.61
JAPANESE GENSAKI RATE	JUNE 4	4.65
CANADIAN FINANCE PAPER	JUNE 4	8.67
INTERBANK STERLING	JUNE 4	9.74
SWISS INTERBANK LOAN	JUNE 4	4.65
FRENCH INTERBANK RATE	JUNE 4	7.26
NETHERLANDS INTERBANK RATE	JUNE 4	5.85
WEIGHTED AVERAGE FOREIGN INTEREST RATE (G-10 COUNTRIES PLUS SWITZERLAND)	JUNE 4	6.70

CHART 6. EURO-DOLLAR DEPOSIT RATES: LONDON

OVERNIGHT	JUNE 4	6.89
7-DAY	JUNE 4	6.95
1-MONTH	JUNE 4	7.01
3-MONTH	JUNE 4	7.01
6-MONTH	JUNE 4	7.03
1-YEAR	JUNE 4	7.26

CHART 7. SELECTED EURO-DOLLAR AND U. S. MONEY MARKET RATES

OVERNIGHT EURO-DOLLAR DEPOSITS	JUNE 4	6.89
U. S. FEDERAL FUNDS	JUNE 4	6.95
DIFFERENTIAL	JUNE 4	-0.06
3-MONTH EURO-DOLLAR DEPOSIT RATE	JUNE 4	7.01
U. S. 90-DAY CD'S, SECONDARY MARKET	JUNE 4	6.78
DIFFERENTIAL	JUNE 4	0.23

SERIES NAME

LAST VALUE PLOTTED
DATE VALUE

CHART 8. INTEREST ARBITRAGE, 3-MONTH FUNDS

EURO-DOLLAR DEPOSIT	JUNE 4	7.01
INTERBANK STERLING (LONDON), COVERED	JUNE 4	7.08
DIFFERENTIAL	JUNE 4	-0.07
U.S. COMMERCIAL PAPER	JUNE 4	6.75
CANADIAN FINANCE PAPER, COVERED	JUNE 4	6.93
DIFFERENTIAL	JUNE 4	-0.18
EURO-DOLLAR DEPOSIT	JUNE 4	7.01
INTERBANK DM (FRANKFURT), COVERED	JUNE 4	7.17
DIFFERENTIAL	JUNE 4	-0.16
EURO-DOLLAR DEPOSIT	JUNE 4	7.01
SWISS INTERBANK, COVERED	JUNE 4	7.07
DIFFERENTIAL	JUNE 4	-0.06

CHART 9. LONG TERM GOVERNMENT BOND YIELDS

UNITED STATES	MAY 30	7.88
GERMANY	MAY 30	5.90
JAPAN (MONTHLY)	MAY 30	4.99
SWITZERLAND	MAY 16	4.37
CANADA	MAY 30	9.52
FRANCE	MAY 23	8.12
NETHERLANDS (MONTHLY)	MARCH	6.44
UNITED KINGDOM	MAY 30	8.72


U.S. CORPORATE

AAA BONDS	APRIL	8.79
-----------	-------	------

CHART 10. STOCK INDICES

UNITED STATES	MAY 28	254.60
UNITED KINGDOM	MAY 28	294.25
CANADA	MAY 28	306.35
GERMANY	MAY 28	274.85
SWITZERLAND	MAY 28	189.94
NETHERLANDS	MAY 28	333.05
FRANCE	MAY 28	353.99
JAPAN	MAY 28	342.08

FEDERAL RESERVE statistical release



H.10 (512)

JUNE 6, 1986

FOREIGN EXCHANGE RATES

FOR THE WEEK ENDING JUNE 6, 1986

The Board of Governors of the Federal Reserve System is advised that the Federal Reserve Bank of New York has certified for customs purposes the following noon buying rates in New York City for cable transfers payable in foreign currencies:

COUNTRY	MONETARY UNIT	(CURRENCY UNITS PER DOLLAR)				
		JUNE 2	JUNE 3	JUNE 4	JUNE 5	JUNE 6
*AUSTRALIA	DOLLAR	70.70	70.06	70.03	69.22	69.90
AUSTRIA	SCHILLING	16.330	16.012	16.005	15.755	15.653
BELGIUM	FRANC	47.390	46.450	46.500	45.790	45.500
BRAZIL	CRUZADO	13.84	13.84	13.84	13.84	13.84
CANADA	DOLLAR	1.3893	1.3928	1.3930	1.3930	1.3967
CHINA, P. R.	YUAN	3.2223	3.2233	3.2159	3.2159	3.2095
DENMARK	KRONE	8.5970	8.4300	8.4350	8.3000	8.2450
FINLAND	MARKKA	5.3390	5.2600	5.3630	5.2200	5.1875
FRANCE	FRANC	7.4030	7.2425	7.2550	7.1250	7.0980
GERMANY	D. MARK	2.3245	2.2735	2.2790	2.2380	2.2300
GREECE	DRACHMA	144.800	145.450	142.300	140.950	140.400
HONG KONG	DOLLAR	7.8160	7.8120	7.8145	7.8125	7.8115
INDIA	RUPEE	12.8700	12.7000	12.6700	12.6900	12.5800
*IRELAND	POUND	130.65	133.50	133.35	135.45	136.28
ITALY	LIRA	1591.00	1560.00	1560.00	1538.00	1530.00
JAPAN	YEN	174.90	171.60	171.53	168.90	167.70
MALAYSIA	RINGGIT	2.6370	2.6225	2.6250	2.6270	2.6175
NETHERLANDS	GUILDER	2.6145	2.5590	2.5650	2.5185	2.5090
*NEW ZEALAND	DOLLAR	56.250	56.400	55.950	55.500	56.050
NORWAY	KRONE	7.8340	7.7125	7.7200	7.6400	7.6000
PORTUGAL	ESCUDO	154.800	152.650	152.550	150.900	150.300
SINGAPORE	DOLLAR	2.2700	2.2205	2.2340	2.2280	2.2300
*SOUTH AFRICA	RAND	41.65	41.10	40.00	40.00	39.60
SOUTH KOREA	WON	892.10	892.60	892.10	891.60	891.60
SPAIN	PESETA	147.900	145.450	145.300	142.950	142.100
SRI LANKA	RUPEE	27.945	27.938	27.932	27.932	27.923
SWEDEN	KRONA	7.3870	7.2850	7.3010	7.2400	7.1920
SWITZERLAND	FRANC	1.9295	1.8810	1.8860	1.8435	1.8410
TAIWAN	DOLLAR	38.210	38.200	38.190	38.180	38.170
THAILAND	BAHT	26.560	26.540	26.470	26.460	26.410
*UNITED KINGDOM	POUND	147.40	149.30	148.35	149.55	150.45
MEMO:						
#UNITED STATES	DOLLAR	117.67	115.60	115.82	114.20	113.72

#INDEX OF WEIGHTED AVERAGE EXCHANGE VALUE OF U.S. DOLLAR AGAINST CURRENCIES OF OTHER G-10 COUNTRIES. MARCH 1973 = 100. WEIGHTS ARE 1972-76 GLOBAL TRADE OF EACH OF THE 10 COUNTRIES. SERIES REVISED AS OF AUGUST 1978. FOR DESCRIPTION AND BACK DATA, SEE "INDEX OF THE WEIGHTED-AVERAGE EXCHANGE VALUE OF THE U.S. DOLLAR: REVISION" ON PAGE 700 OF THE AUGUST 1978 FEDERAL RESERVE BULLETIN.

*VALUE IS U.S. CENTS