

Selected Interest & Exchange Rates

Weekly Series of Charts

June 2, 1986

**Prepared by the
FINANCIAL MARKETS
SECTION**

**DIVISION OF
INTERNATIONAL FINANCE**

**BOARD OF GOVERNORS
FEDERAL RESERVE SYSTEM
Washington, D.C. 20551**

Table of Contents

TABLES

1. LATEST FIGURES PLOTTED
2. DAILY CERTIFIED SPOT EXCHANGE RATES--
H.10 RELEASE

CHARTS

1. SPOT EXCHANGE RATE INDICES
2. 3-MONTH FORWARD EXCHANGE RATES
3. GOLD PRICE--LONDON
4. CALL MONEY RATES
5. 3-MONTH INTEREST RATES
6. EURO-DOLLAR DEPOSIT RATES
7. SELECTED EURO-DOLLAR AND
U.S. MONEY MARKET RATES
8. INTEREST ARBITRAGE: 3-MONTH FUNDS
9. LONG-TERM GOVERNMENT BOND YIELDS
10. INDUSTRIAL STOCK INDICES

SUBSCRIPTION RATES:

Weekly \$15.00 per year or \$.40 each in the United States, its possessions, Canada, and Mexico; 10 or more of the same issue to one address, \$13.50 per year or \$.35 each. Elsewhere, \$20.00 per year or \$.50 each. Address requests to Publications Services, Division of Administrative Services, and make payment remittance payable to the order of the Board of Governors of the Federal Reserve System in a form collectible at par in U.S. Currency.

SPOT EXCHANGE INDICES

DOLLAR PRICES OF FOREIGN CURRENCIES AND WEIGHTED AVERAGE VALUES (THIN LINE)
AVERAGES FOR WEEK ENDING WEDNESDAY

RATIO SCALE
MARCH 1973=100

RATIO SCALE
MARCH 1973=100

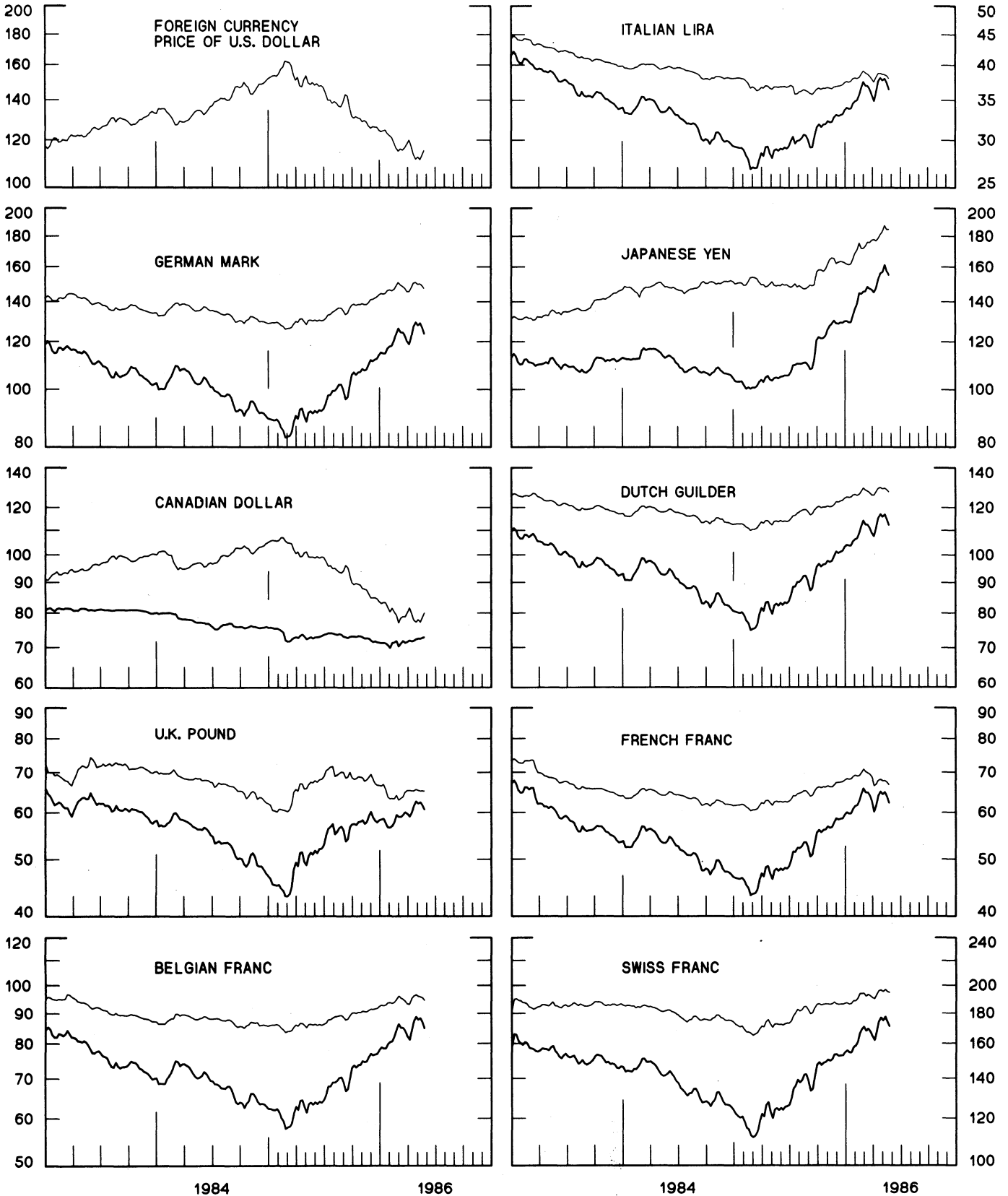


CHART 2
3-MONTH FORWARD EXCHANGE RATES

PREMIUM (+) OR (-)
 AVERAGES FOR WEEK ENDING WEDNESDAY

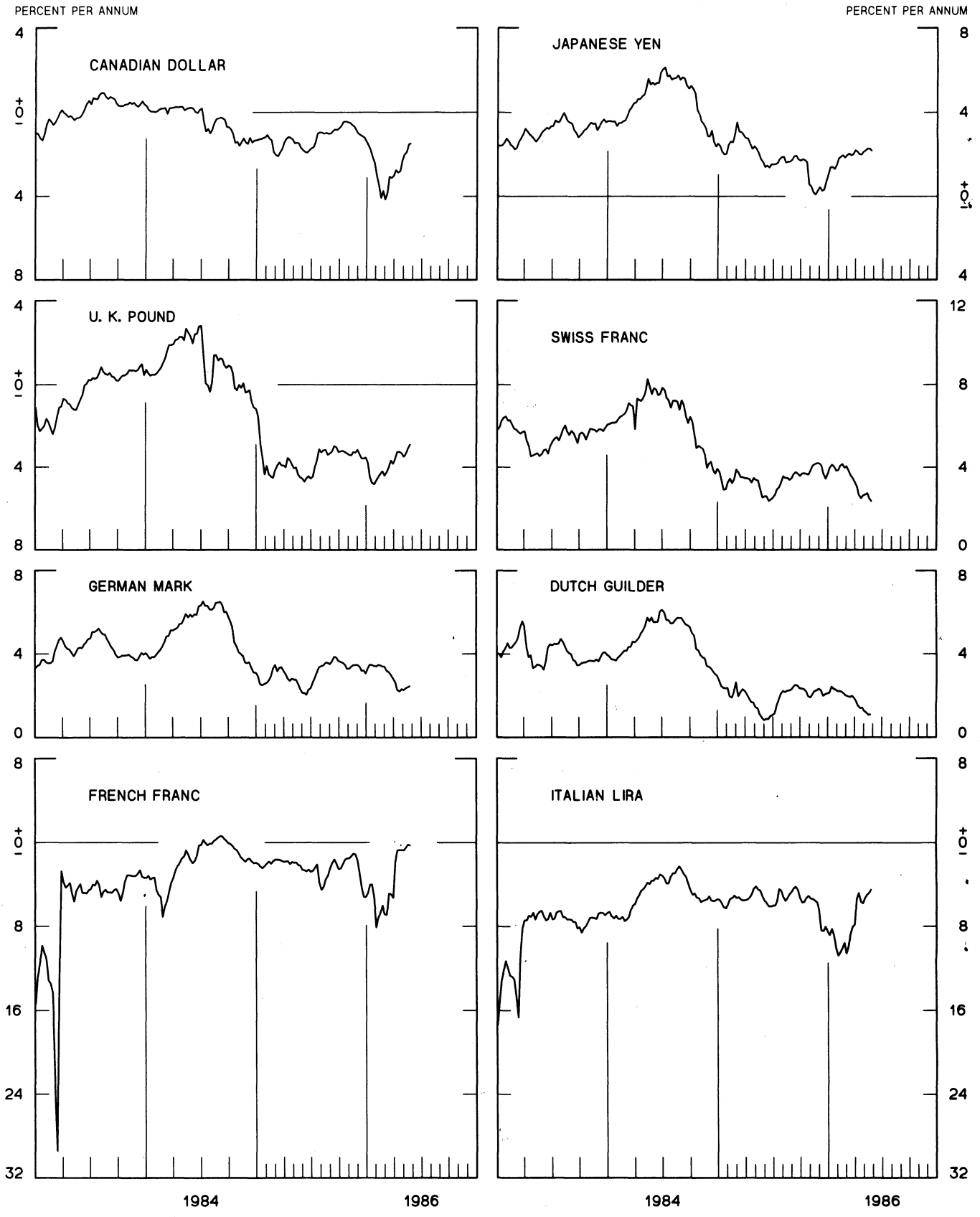


CHART 3
PRICE OF GOLD IN LONDON
AVERAGES FOR WEEK ENDING WEDNESDAY

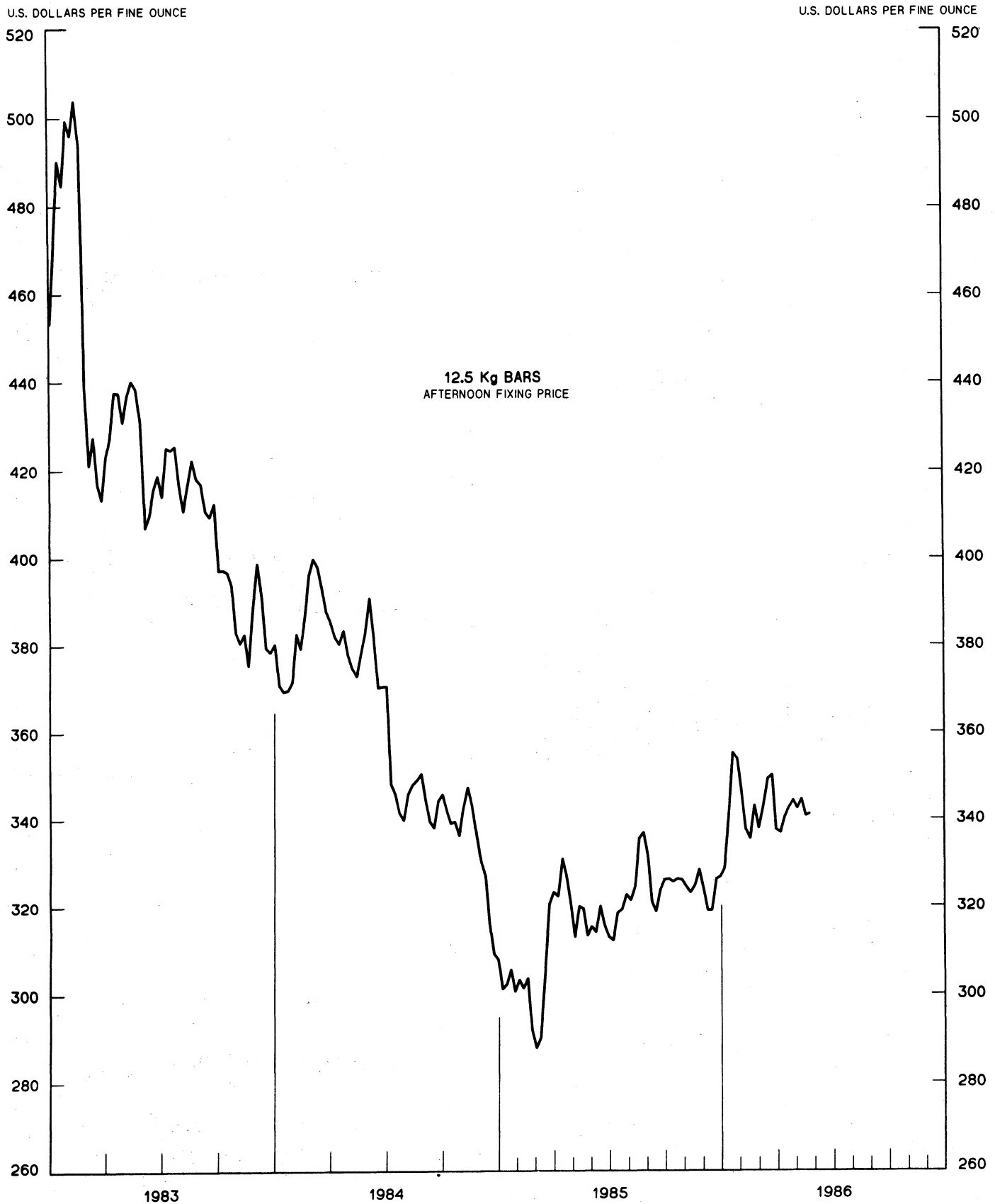


CHART 4
CALL MONEY RATES
WEEKLY SERIES

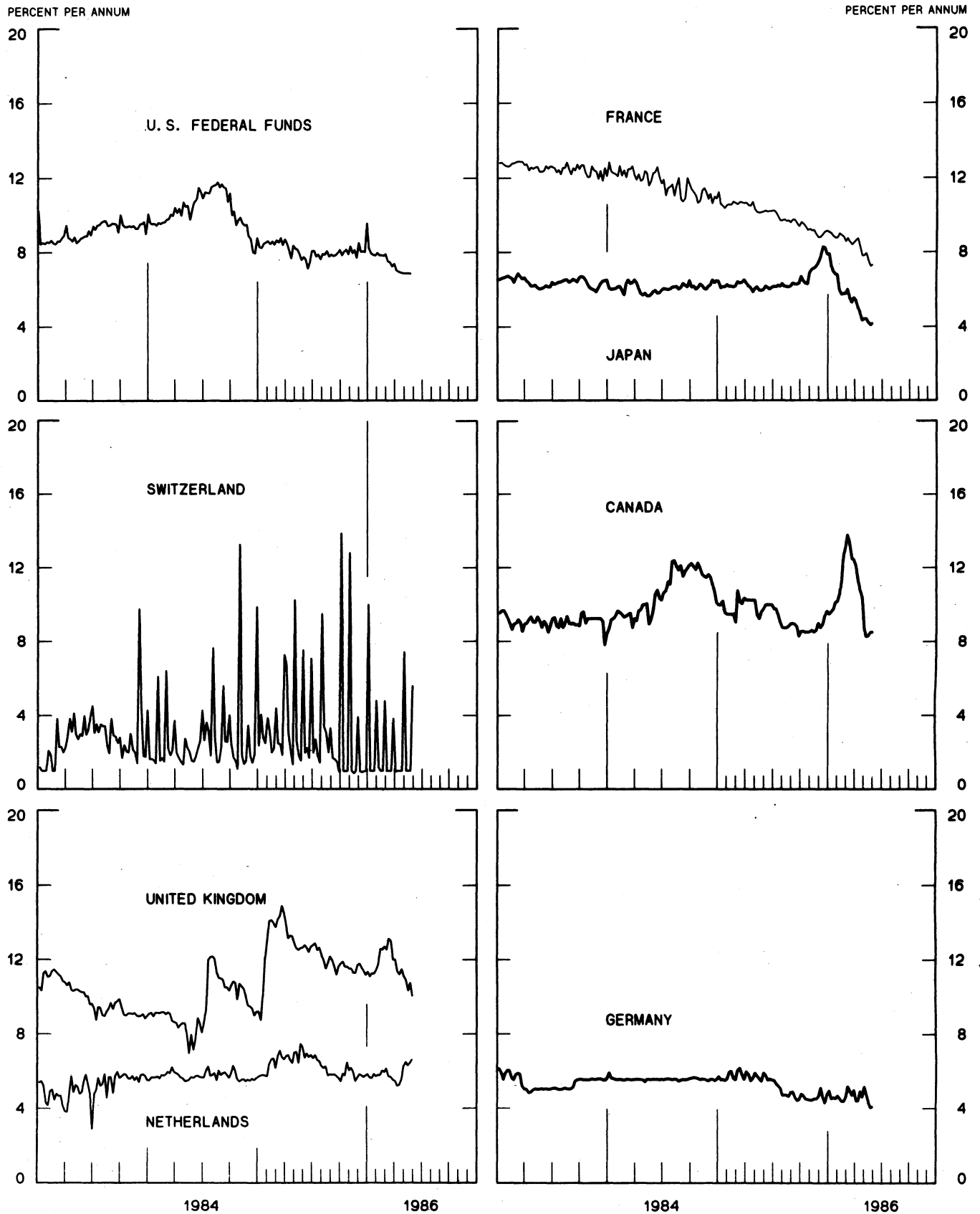
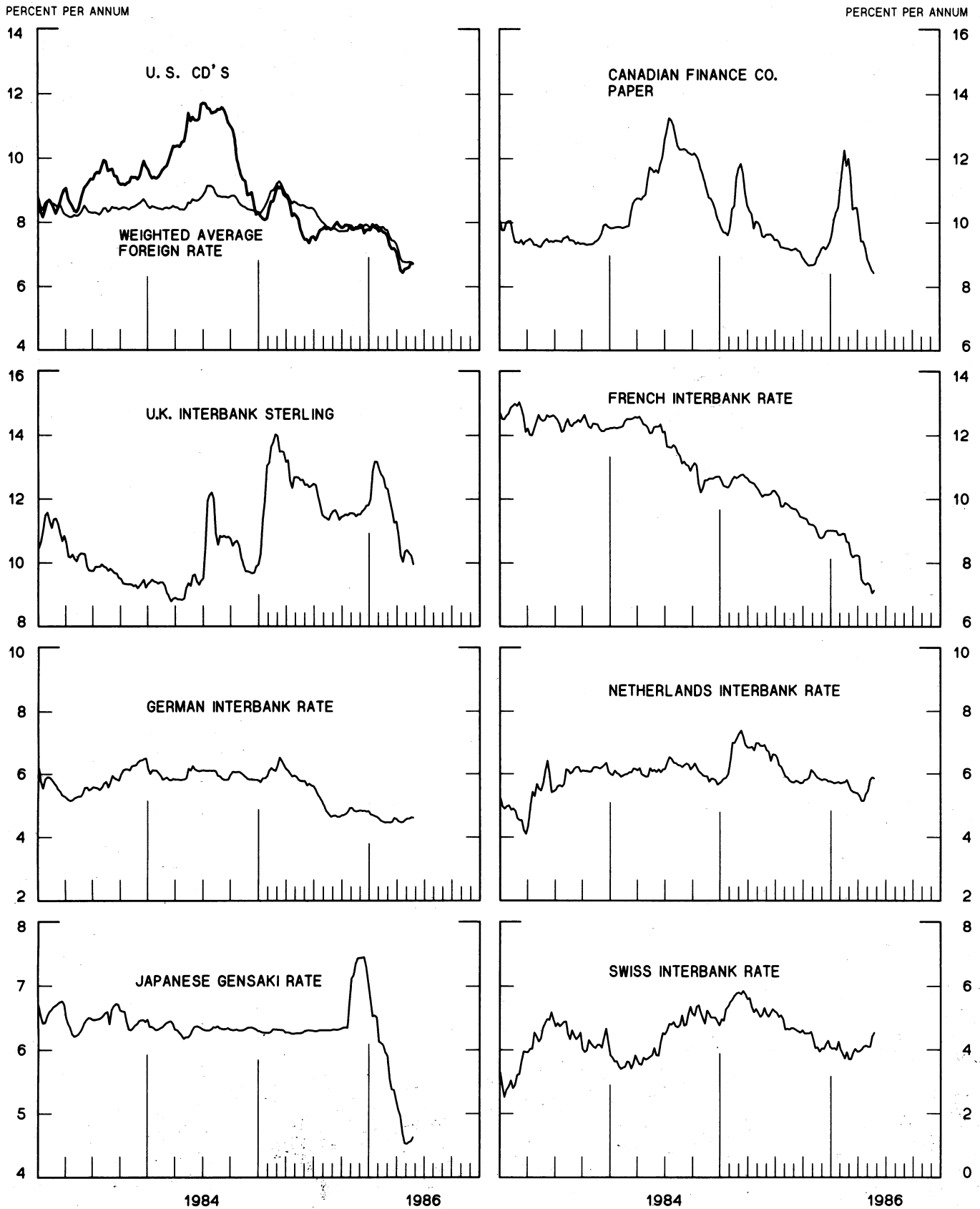


CHART 5
3-MONTH INTEREST RATES
 WEEKLY SERIES



EURO-DOLLAR DEPOSIT RATES LONDON

AVERAGES FOR WEEK ENDING WEDNESDAY

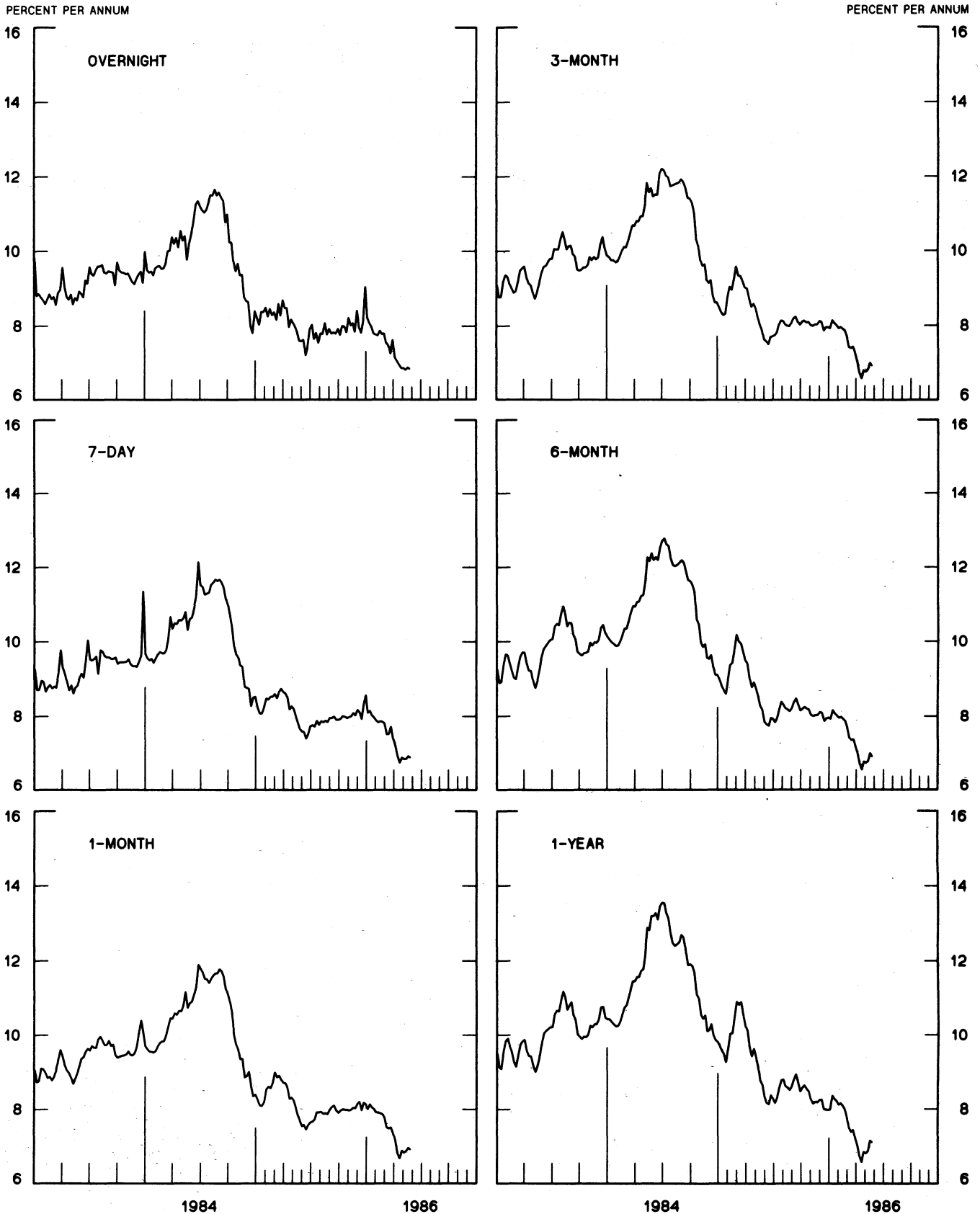
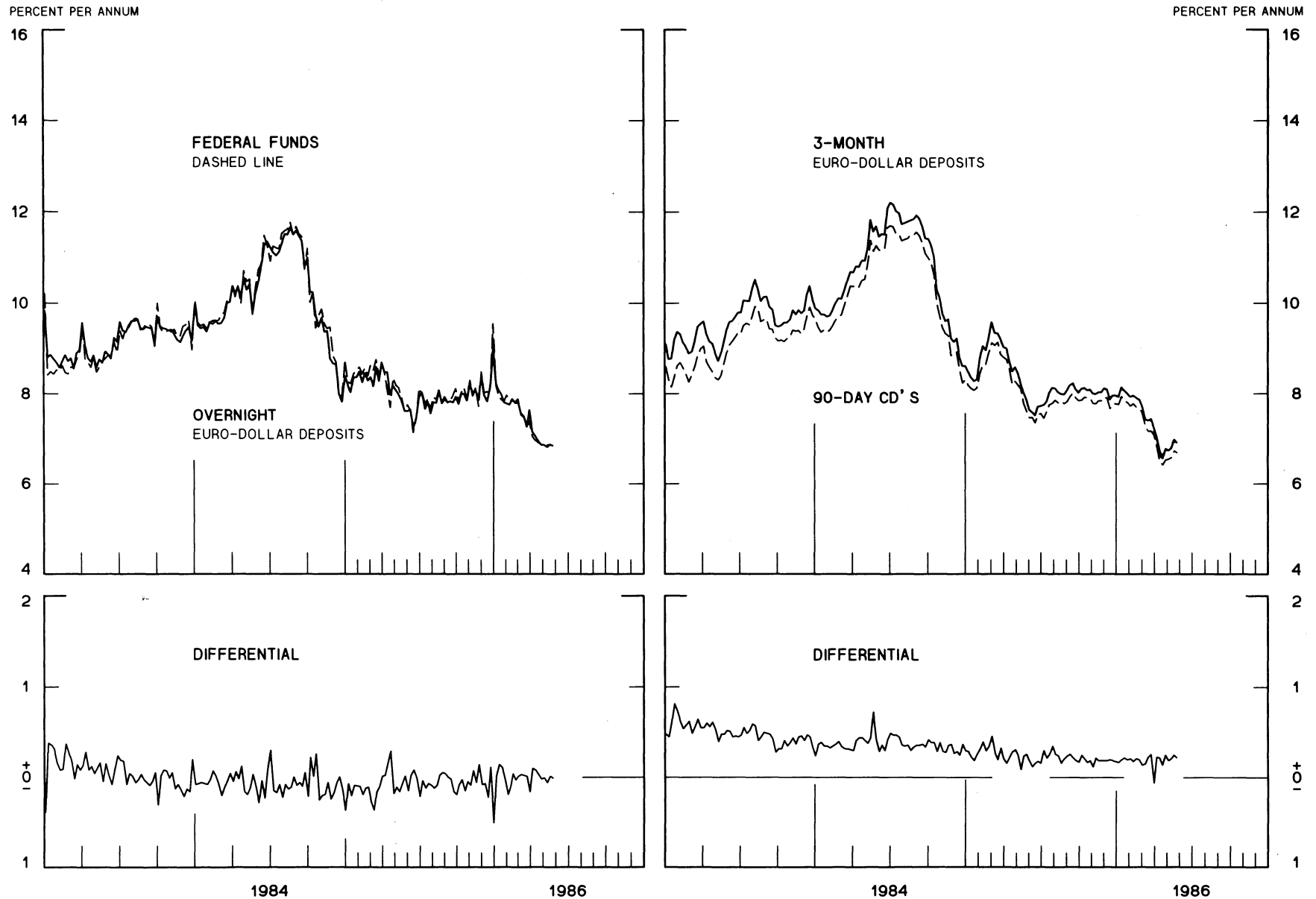


CHART 7
SELECTED EURO-DOLLAR AND U. S. MONEY MARKET RATES

DIFFERENTIAL: PLUS(+), FAVORS BORROWING IN U. S.
 AVERAGES FOR WEEK ENDING WEDNESDAY



1 PERCENT ON DIFFERENTIAL SCALE = 2 PERCENT ON RATE SCALE

INTEREST ARBITRAGE: 3-MONTH FUNDS

DIFFERENTIAL: PLUS(+), INDICATES FAVOR DOLLAR ASSETS
AVERAGES FOR WEEK ENDING WEDNESDAY

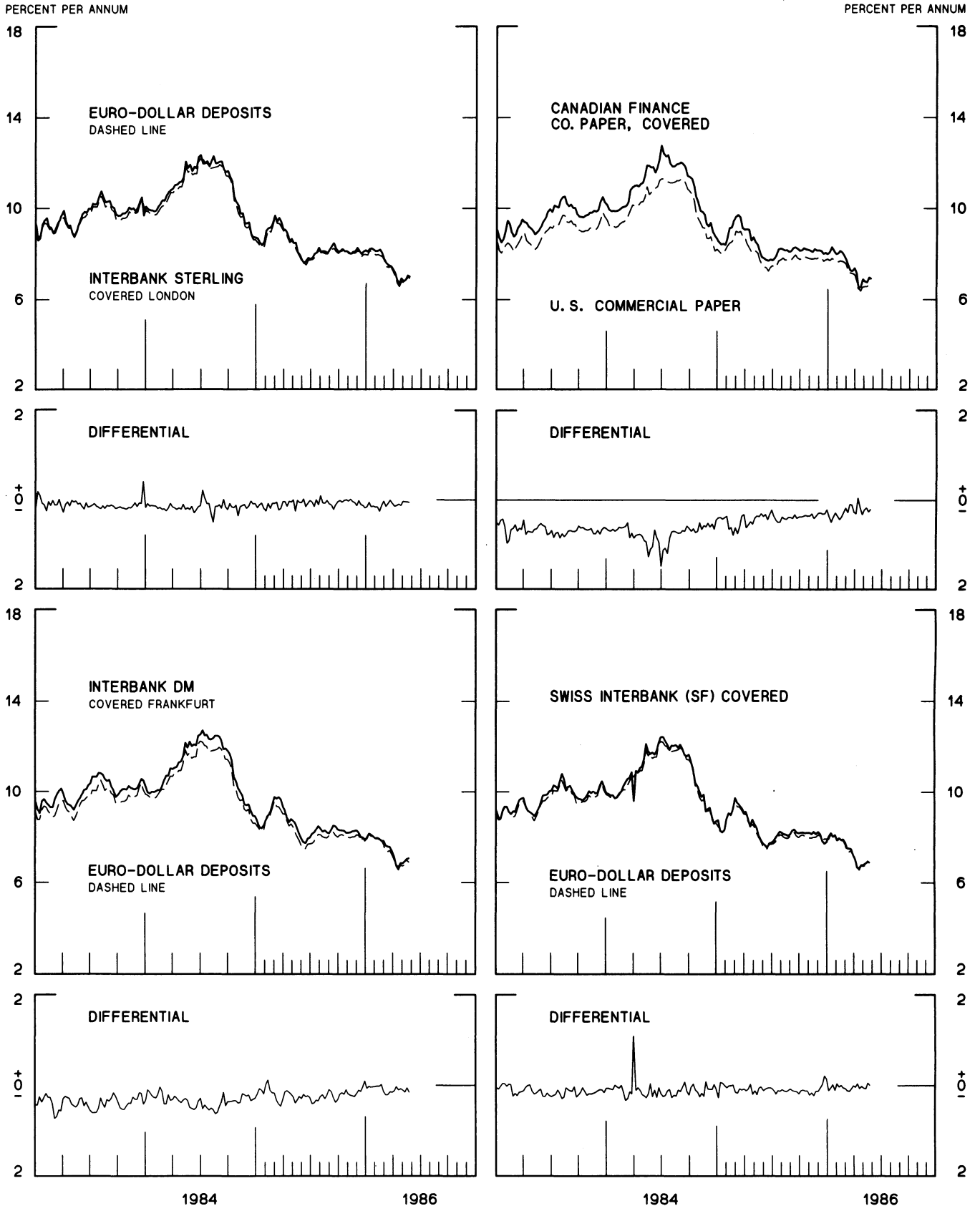


CHART 9
LONG-TERM GOVERNMENT BOND YIELDS
 WEEKLY SERIES

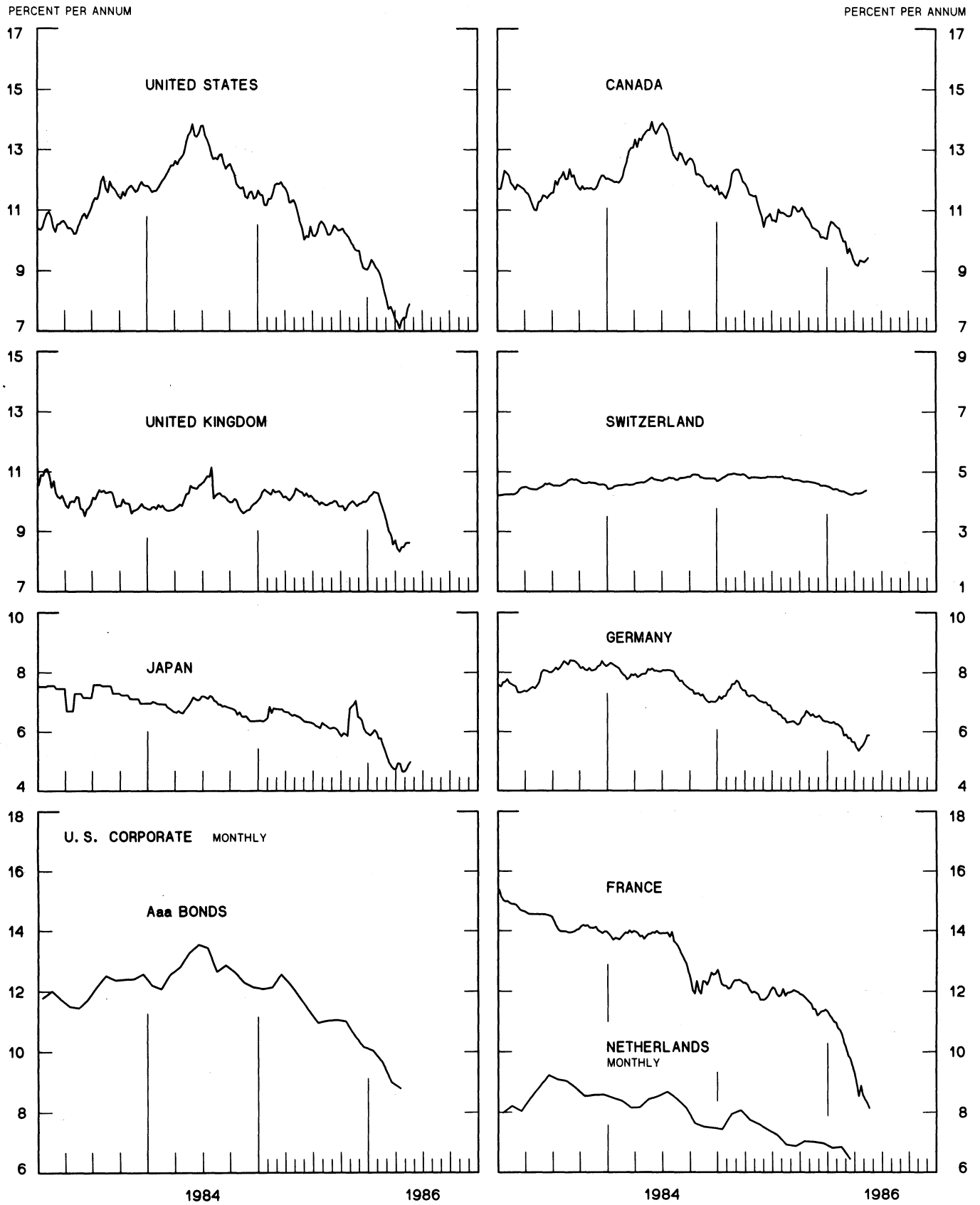
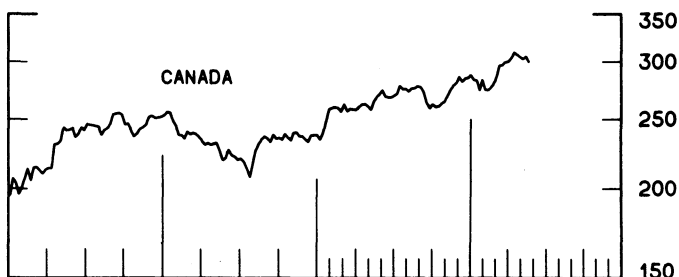
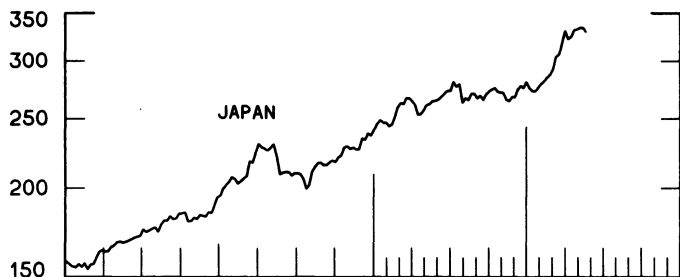
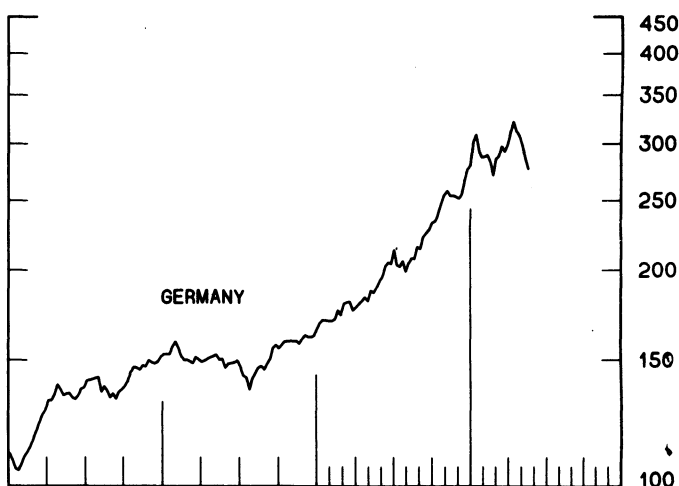
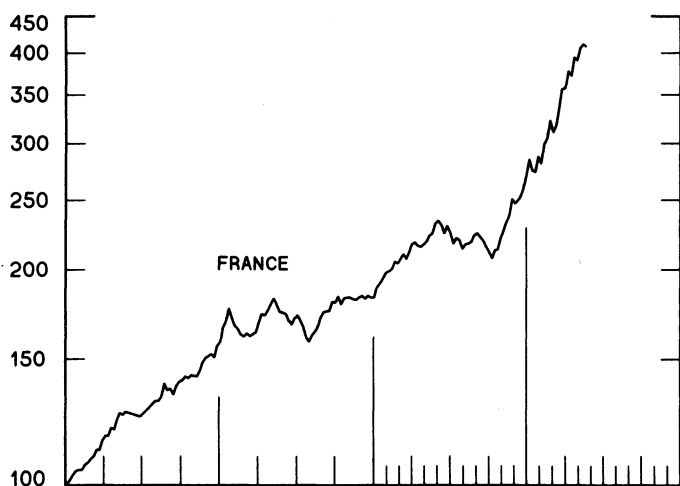
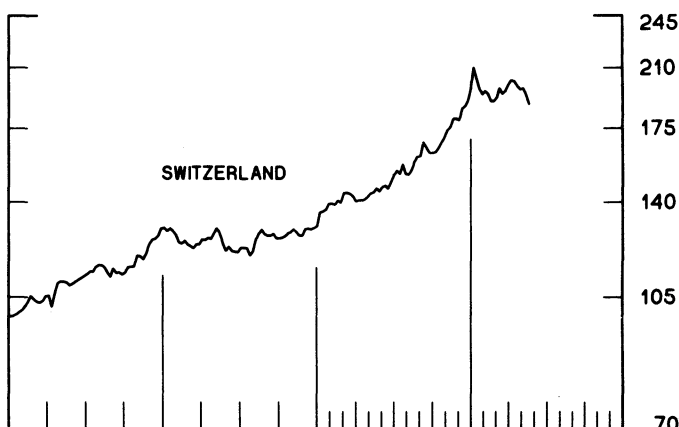
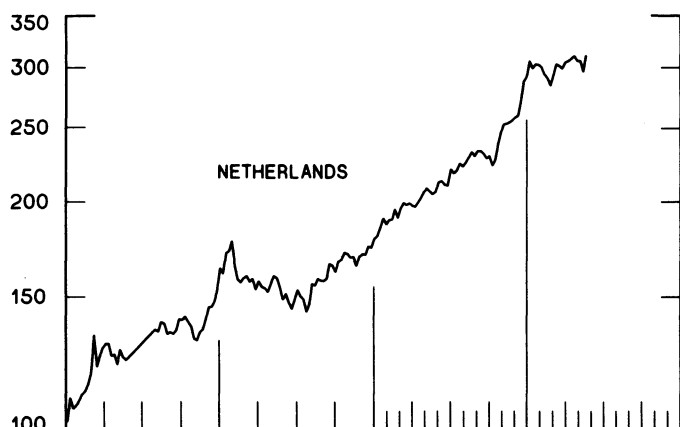
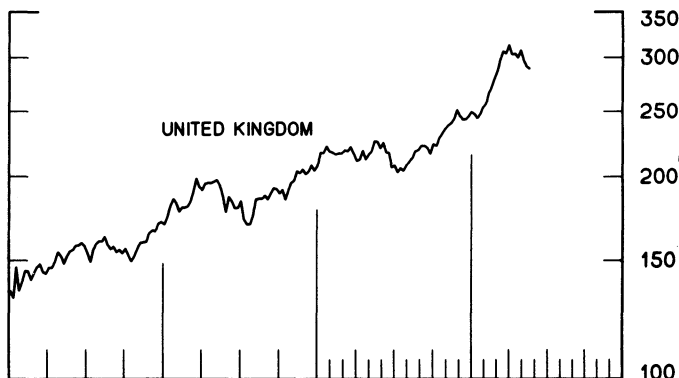
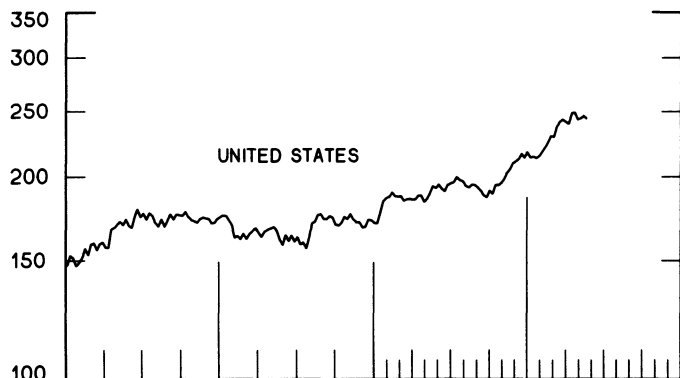


CHART 10
INDUSTRIAL STOCK INDICES
WEEKLY SERIES

RATIO SCALE
1969=100

RATIO SCALE
1969=100



1984

1986

1984

1986

SERIES NAME

LAST VALUE PLOTTED
DATE VALUE

CHART 1. SPOT EXCHANGE RATES AND INDICES

WEEKLY AVERAGES, NOON BUYING RATES (U.S. CENTS)

GERMAN MARK	MAY 28	43.92
JAPANESE YEN	MAY 28	0.59076
DUTCH GUILDER	MAY 28	39.05
U.K. POUND	MAY 28	149.86
CANADIAN DOLLAR	MAY 28	72.96
FRENCH FRANC	MAY 28	13.79
SWISS FRANC	MAY 28	53.05
BELGIAN FRANC	MAY 28	2.15019
ITALIAN LIRA	MAY 28	0.06400
SWEDISH KRONA	MAY 28	13.76

INDICES, MARCH 1973 BASE RATES = 100

GERMAN MARK	MAY 28	123.54
JAPANESE YEN	MAY 28	154.68
DUTCH GUILDER	MAY 28	112.11
U.K. POUND	MAY 28	60.61
CANADIAN DOLLAR	MAY 28	72.72
FRENCH FRANC	MAY 28	62.12
SWISS FRANC	MAY 28	170.66
BELGIAN FRANC	MAY 28	84.73
ITALIAN LIRA	MAY 28	36.36

WEIGHTED AVERAGE EXCHANGE VALUE INDICES, MAR 1973 = 100
(G-10 COUNTRIES PLUS SWITZERLAND)

U.S. DOLLAR	MAY 28	115.26
GERMAN MARK	MAY 28	147.19
JAPANESE YEN	MAY 28	184.71
DUTCH GUILDER	MAY 28	127.34
U.K. POUND	MAY 28	65.10
CANADIAN DOLLAR	MAY 28	80.03
FRENCH FRANC	MAY 28	66.62
SWISS FRANC	MAY 28	194.43
BELGIAN FRANC	MAY 28	94.48
ITALIAN LIRA	MAY 28	37.95
SWEDISH KRONA	MAY 28	67.28

CHART 2. 3-MONTH FORWARD EXCHANGE RATES, PREMIUM OR DISCOUNT

CANADIAN DOLLAR	MAY 28	-1.49
U.K. POUND	MAY 28	-2.89
GERMAN MARK	MAY 28	2.44
FRENCH FRANC	MAY 28	-0.28
SWISS FRANC	MAY 28	2.35
DUTCH GUILDER	MAY 28	1.11
JAPANESE YEN	MAY 28	2.17
ITALIAN LIRA	MAY 28	-4.54

SERIES NAME	LAST VALUE PLOTTED	
	DATE	VALUE
CHART 3. GOLD PRICE IN LONDON, AFTERNOON FIXING		
U. S. DOLLARS PER FINE OUNCE	MAY 28	341.16
CHART 4. CALL MONEY RATES		
U. S. FEDERAL FUNDS	MAY 28	6.85
OVERNIGHT EURO-DOLLAR DEPOSITS	MAY 28	6.84
U. K.	MAY 28	10.00
CANADA	MAY 28	8.50
GERMANY	MAY 28	4.08
JAPAN	MAY 28	4.16
FRANCE	MAY 28	7.31
NETHERLANDS	MAY 28	6.59
SWITZERLAND	MAY 28	5.60
CHART 5. 3-MONTH INTEREST RATES		
U. S. 90-DAY CD'S, SECONDARY MARKET	MAY 28	6.69
GERMAN INTERBANK LOAN	MAY 28	4.59
JAPANESE GENSAKI RATE	MAY 28	4.63
CANADIAN FINANCE PAPER	MAY 28	8.41
INTERBANK STERLING	MAY 28	9.94
SWISS INTERBANK LOAN	MAY 28	4.52
FRENCH INTERBANK RATE	MAY 28	7.14
NETHERLANDS INTERBANK RATE	MAY 28	5.84
WEIGHTED AVERAGE FOREIGN INTEREST RATE (G-10 COUNTRIES PLUS SWITZERLAND)	MAY 28	6.70
CHART 6. EURO-DOLLAR DEPOSIT RATES: LONDON		
OVERNIGHT	MAY 28	6.84
7-DAY	MAY 28	6.89
1-MONTH	MAY 28	6.91
3-MONTH	MAY 28	6.91
6-MONTH	MAY 28	6.91
1-YEAR	MAY 28	7.09
CHART 7. SELECTED EURO-DOLLAR AND U.S. MONEY MARKET RATES		
OVERNIGHT EURO-DOLLAR DEPOSITS	MAY 28	6.84
U. S. FEDERAL FUNDS	MAY 28	6.85
DIFFERENTIAL	MAY 28	-0.01
3-MONTH EURO-DOLLAR DEPOSIT RATE	MAY 28	6.91
U. S. 90-DAY CD'S, SECONDARY MARKET	MAY 28	6.69
DIFFERENTIAL	MAY 28	0.22

SERIES NAME

**LAST VALUE PLOTTED
DATE VALUE**

CHART 8. INTEREST ARBITRAGE, 3-MONTH FUNDS

EURO-DOLLAR DEPOSIT	MAY 28	6.91
INTERBANK STERLING (LONDON), COVERED	MAY 28	6.97
DIFFERENTIAL	MAY 28	-0.07
U.S. COMMERCIAL PAPER	MAY 28	6.68
CANADIAN FINANCE PAPER, COVERED	MAY 28	6.89
DIFFERENTIAL	MAY 28	-0.21
EURO-DOLLAR DEPOSIT	MAY 28	6.91
INTERBANK DM (FRANKFURT), COVERED	MAY 28	7.06
DIFFERENTIAL	MAY 28	-0.15
EURO-DOLLAR DEPOSIT	MAY 28	6.91
SWISS INTERBANK, COVERED	MAY 28	6.90
DIFFERENTIAL	MAY 28	0.00

CHART 9. LONG TERM GOVERNMENT BOND YIELDS

UNITED STATES	MAY 23	7.90
GERMANY	MAY 23	5.87
JAPAN (MONTHLY)	MAY 23	4.98
SWITZERLAND	MAY 16	4.37
CANADA	MAY 23	9.44
FRANCE	MAY 23	8.12
NETHERLANDS (MONTHLY)	MARCH	6.44
UNITED KINGDOM	MAY 23	8.62
U.S. CORPORATE		
AAA BONDS	APRIL	8.79

CHART 10. STOCK INDICES

UNITED STATES	MAY 21	243.20
UNITED KINGDOM	MAY 21	288.56
CANADA	MAY 21	299.85
GERMANY	MAY 21	275.80
SWITZERLAND	MAY 21	167.96
NETHERLANDS	MAY 21	309.99
FRANCE	MAY 21	407.83
JAPAN	MAY 21	329.60

FEDERAL RESERVE statistical release



H.10 (512)

MAY 30, 1986

FOREIGN EXCHANGE RATES

FOR THE WEEK ENDING MAY 30, 1986

The Board of Governors of the Federal Reserve System is advised that the Federal Reserve Bank of New York has certified for customs purposes the following noon buying rates in New York City for cable transfers payable in foreign currencies:

COUNTRY	MONETARY UNIT	(CURRENCY UNITS PER DOLLAR)				
		MAY 26	MAY 27	MAY 28	MAY 29	MAY 30
*AUSTRALIA	DOLLAR		72.04	72.12	72.00	71.48
AUSTRIA	SCHILLING		15.998	16.010	16.202	16.350
BELGIUM	FRANC		46.480	46.580	47.080	47.480
BRAZIL	CRUZADO		13.84	13.84	13.84	13.84
CANADA	DOLLAR		1.3747	1.3755	1.3765	1.3797
CHINA, P. R.	YUAN		3.2095	3.2095	3.2095	3.2191
DENMARK	KRONE	H	8.4280	8.4290	8.5125	8.6055
FINLAND	MARKKA		5.2550	5.2625	5.2910	5.3515
FRANCE	FRANC		7.2450	7.2665	7.3450	7.4060
GERMANY	D. MARK	O	2.2740	2.2795	2.3055	2.3250
GREECE	DRACHMA		142.950	142.000	143.200	145.000
HONG KONG	DOLLAR		7.8130	7.8120	7.8060	7.8110
INDIA	RUPEE	L	12.6900	12.6300	12.6900	12.7700
*IRELAND	POUND		133.55	133.15	131.85	130.55
ITALY	LIRA		1563.00	1563.00	1581.00	1592.00
JAPAN	YEN	I	169.20	169.00	171.60	174.50
MALAYSIA	RINGGIT		2.6350	2.6250	2.6330	2.6400
NETHERLANDS	GUILDER		2.5580	2.5610	2.5900	2.6145
*NEW ZEALAND	DOLLAR	D	55.300	55.500	56.050	56.300
NORWAY	KRONE		7.6950	7.6950	7.7590	7.8400
PORTUGAL	ESCUDO		152.000	152.300	153.400	154.700
SINGAPORE	DOLLAR	A	2.2270	2.2250	2.2270	2.2415
*SOUTH AFRICA	RAND		42.95	43.00	42.95	42.35
SOUTH KOREA	HON		891.40	891.50	891.10	891.60
SPAIN	PESETA	Y	144.750	145.220	146.800	148.300
SRI LANKA	RUPEE		27.952	27.932	27.938	27.938
SWEDEN	KRONA		7.2630	7.2690	7.3175	7.3905
SWITZERLAND	FRANC		1.8810	1.8835	1.9088	1.9335
TAIWAN	DOLLAR		38.330	NA	38.280	38.240
THAILAND	BAHT		26.440	26.410	26.430	26.480
*UNITED KINGDOM	POUND		150.55	150.20	149.10	147.23
MEMO:						
*UNITED STATES	DOLLAR		115.16	115.31	116.49	117.62

*INDEX OF WEIGHTED AVERAGE EXCHANGE VALUE OF U.S. DOLLAR AGAINST CURRENCIES OF OTHER G-10 COUNTRIES. MARCH 1973 = 100. WEIGHTS ARE 1972-76 GLOBAL TRADE OF EACH OF THE 10 COUNTRIES. SERIES REVISED AS OF AUGUST 1978. FOR DESCRIPTION AND BACK DATA, SEE "INDEX OF THE WEIGHTED-AVERAGE EXCHANGE VALUE OF THE U.S. DOLLAR: REVISION" ON PAGE 700 OF THE AUGUST 1978 FEDERAL RESERVE BULLETIN.

*VALUE IS U.S. CENTS