

H.B

(516/517)

Selected Interest & Exchange Rates

Weekly Series of Charts

April 28, 1986

**Prepared by the
FINANCIAL MARKETS
SECTION**

**DIVISION OF
INTERNATIONAL FINANCE**

**BOARD OF GOVERNORS
FEDERAL RESERVE SYSTEM
Washington, D.C. 20551**

Table of Contents

TABLES

1. LATEST FIGURES PLOTTED
2. DAILY CERTIFIED SPOT EXCHANGE RATES--
H.10 RELEASE

CHARTS

1. SPOT EXCHANGE RATE INDICES
2. 3-MONTH FORWARD EXCHANGE RATES
3. GOLD PRICE--LONDON
4. CALL MONEY RATES
5. 3-MONTH INTEREST RATES
6. EURO-DOLLAR DEPOSIT RATES
7. SELECTED EURO-DOLLAR AND
U.S. MONEY MARKET RATES
8. INTEREST ARBITRAGE: 3-MONTH FUNDS
9. LONG-TERM GOVERNMENT BOND YIELDS
10. INDUSTRIAL STOCK INDICES

SUBSCRIPTION RATES:

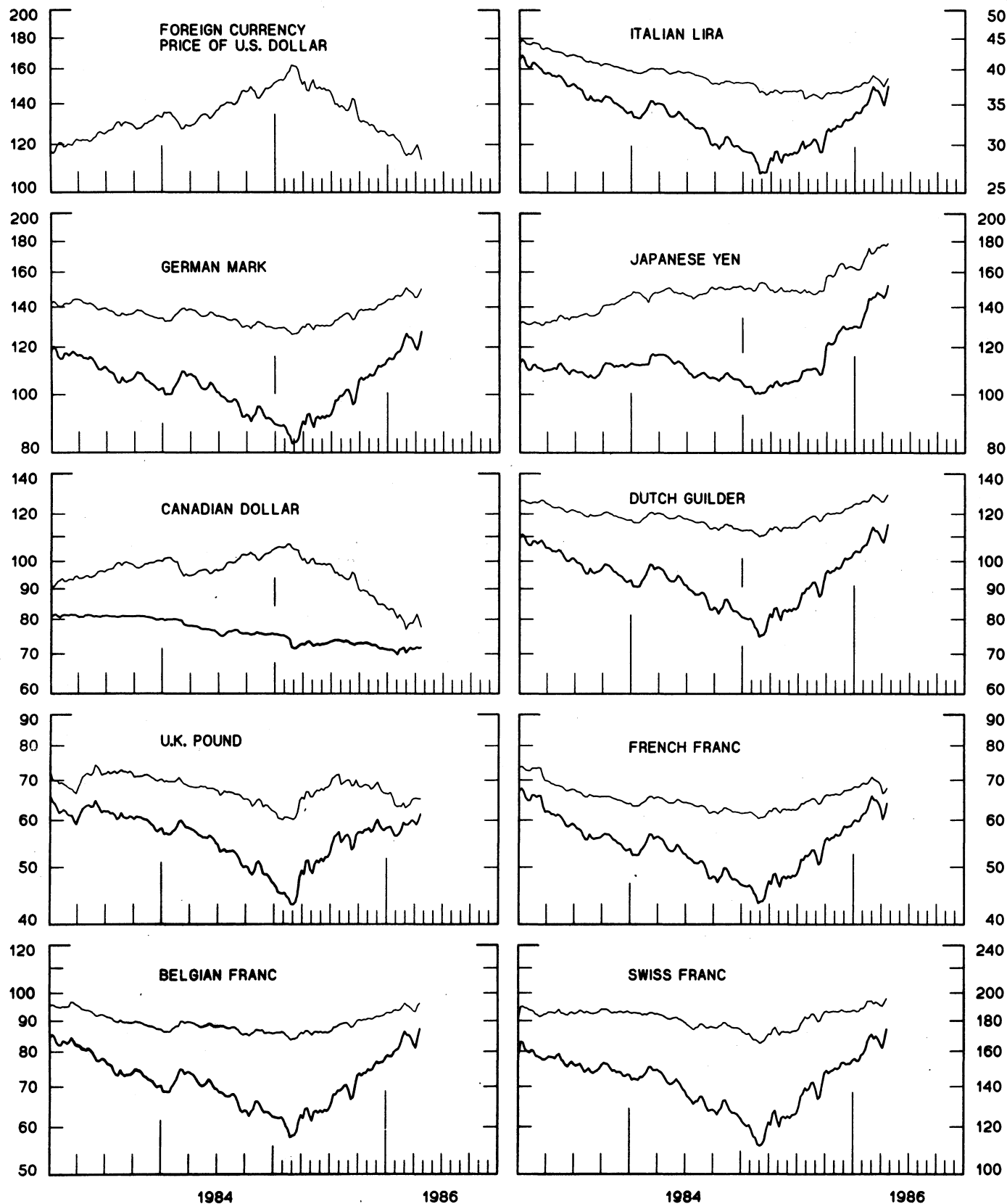
Weekly \$15.00 per year or \$.40 each in the United States, its possessions, Canada, and Mexico; 10 or more of the same issue to one address, \$13.50 per year or \$.35 each. Elsewhere, \$20.00 per year or \$.50 each. Address requests to Publications Services, Division of Administrative Services, and make payment remittance payable to the order of the Board of Governors of the Federal Reserve System in a form collectible at par in U.S. Currency.

SPOT EXCHANGE INDICES

DOLLAR PRICES OF FOREIGN CURRENCIES AND WEIGHTED AVERAGE VALUES (THIN LINE)
AVERAGES FOR WEEK ENDING WEDNESDAY

RATIO SCALE
MARCH 1973=100

RATIO SCALE
MARCH 1973=100



3-MONTH FORWARD EXCHANGE RATES

PREMIUM (+) OR (-)
AVERAGES FOR WEEK ENDING WEDNESDAY

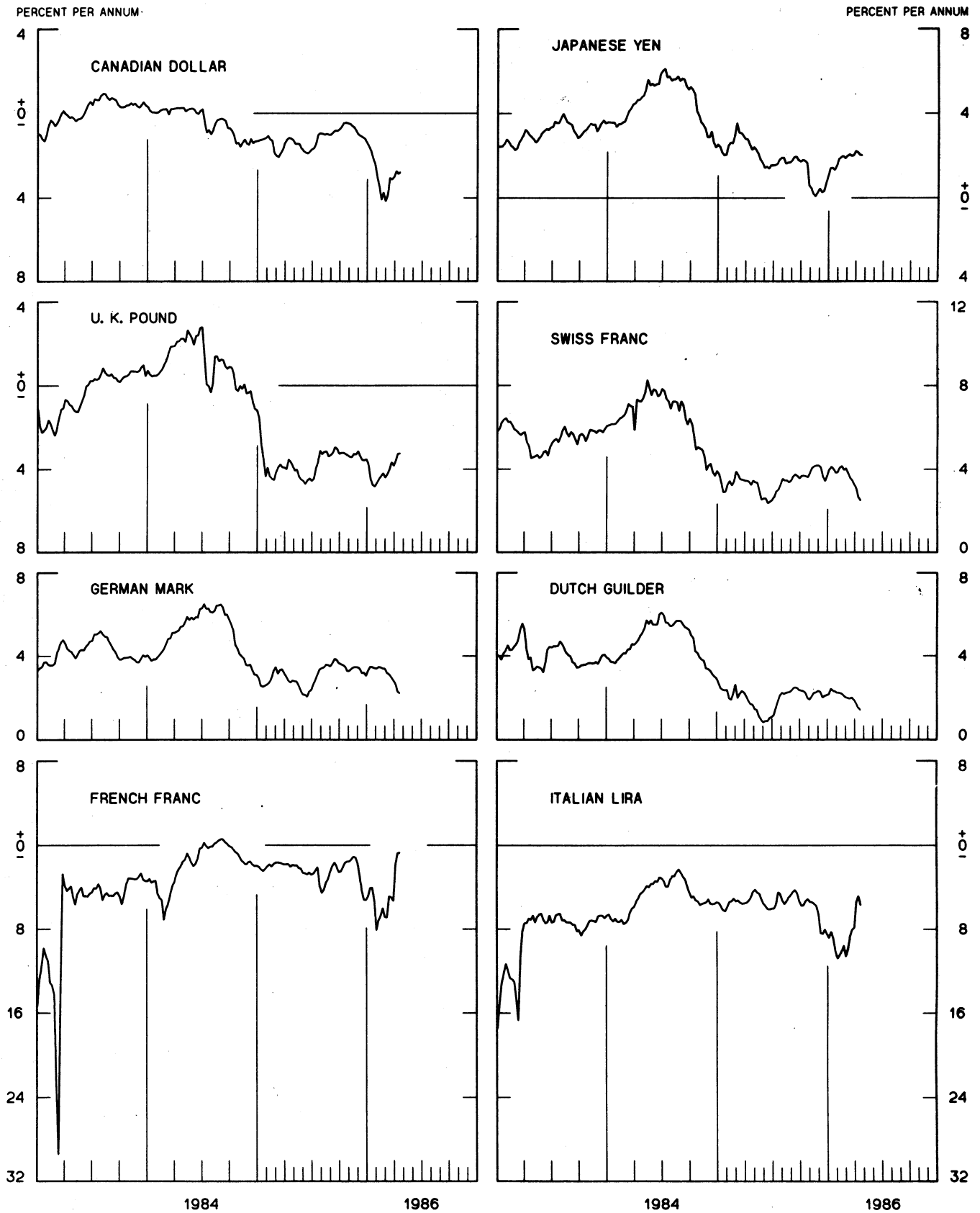


CHART 3
PRICE OF GOLD IN LONDON
AVERAGES FOR WEEK ENDING WEDNESDAY



CHART 4
CALL MONEY RATES
WEEKLY SERIES

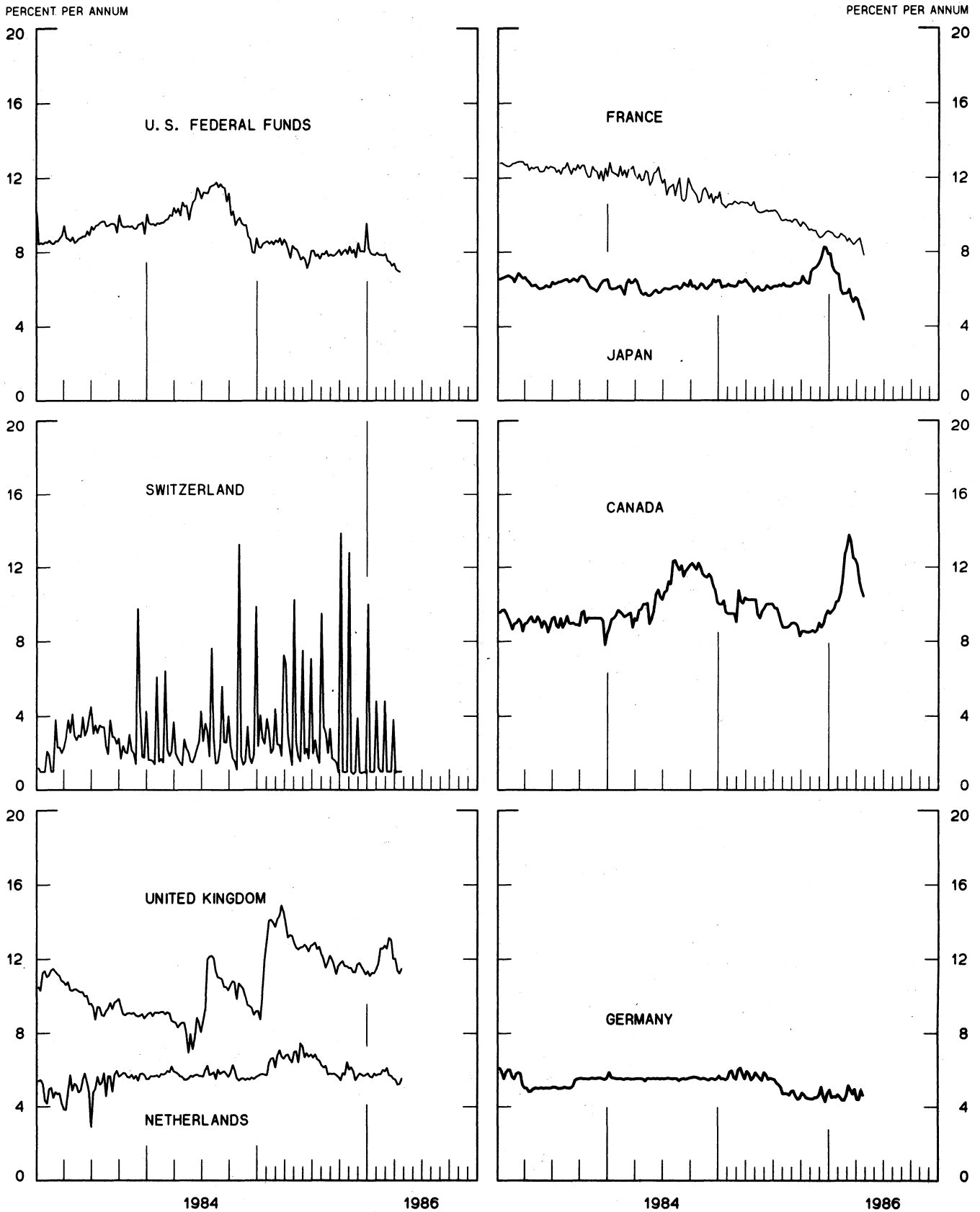


CHART 5
3-MONTH INTEREST RATES
 WEEKLY SERIES

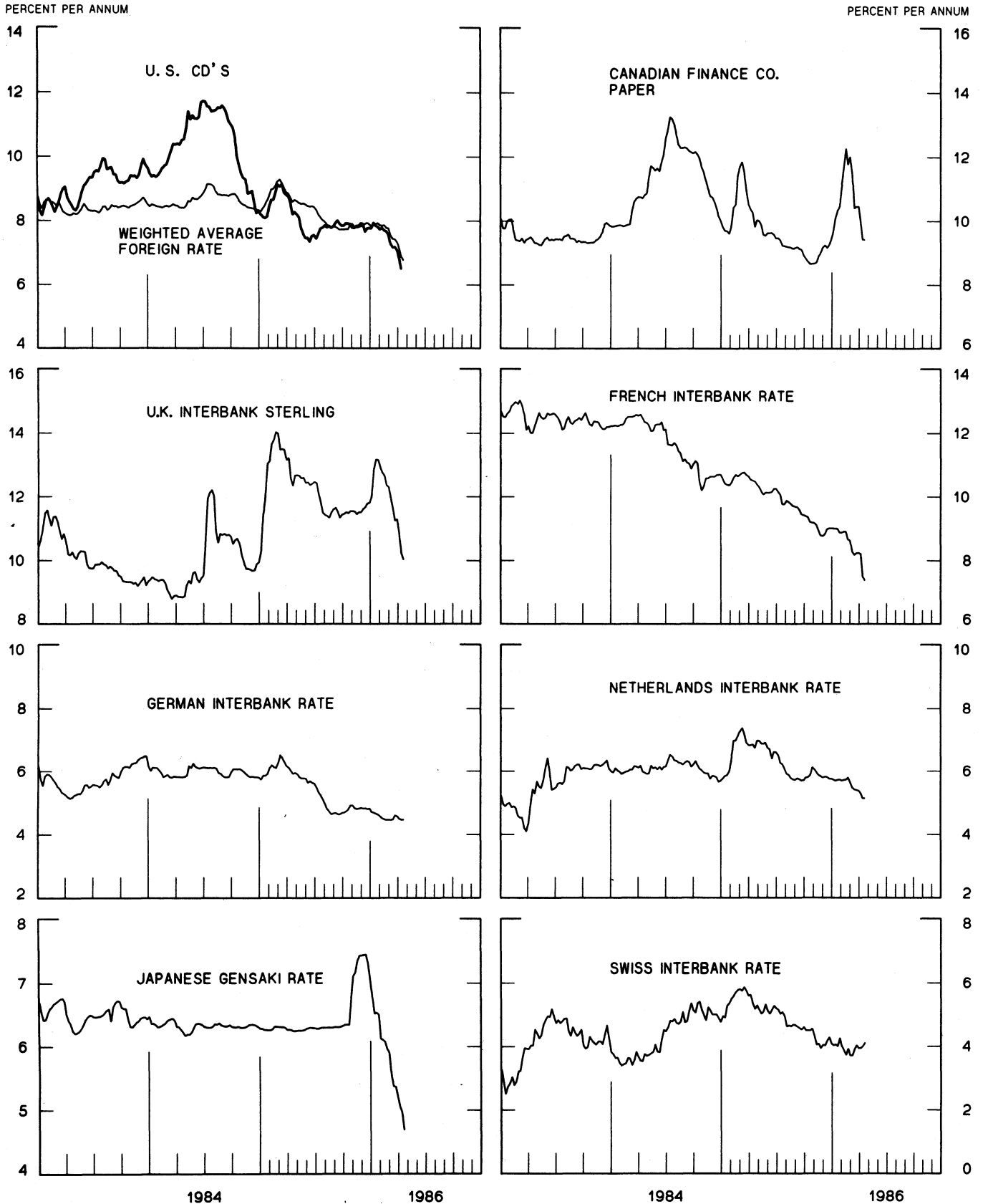


CHART 6
EURO-DOLLAR DEPOSIT RATES LONDON
 AVERAGES FOR WEEK ENDING WEDNESDAY

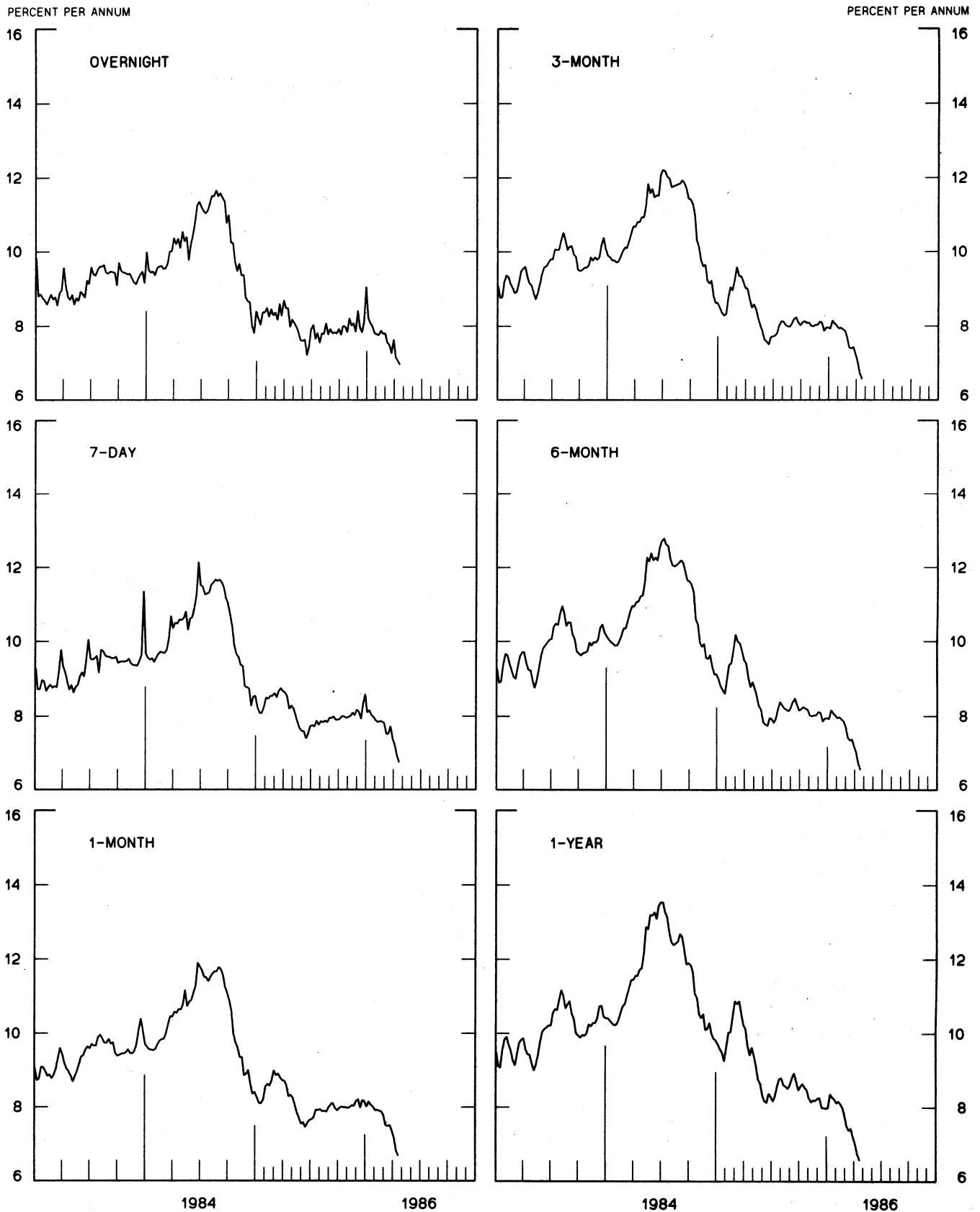
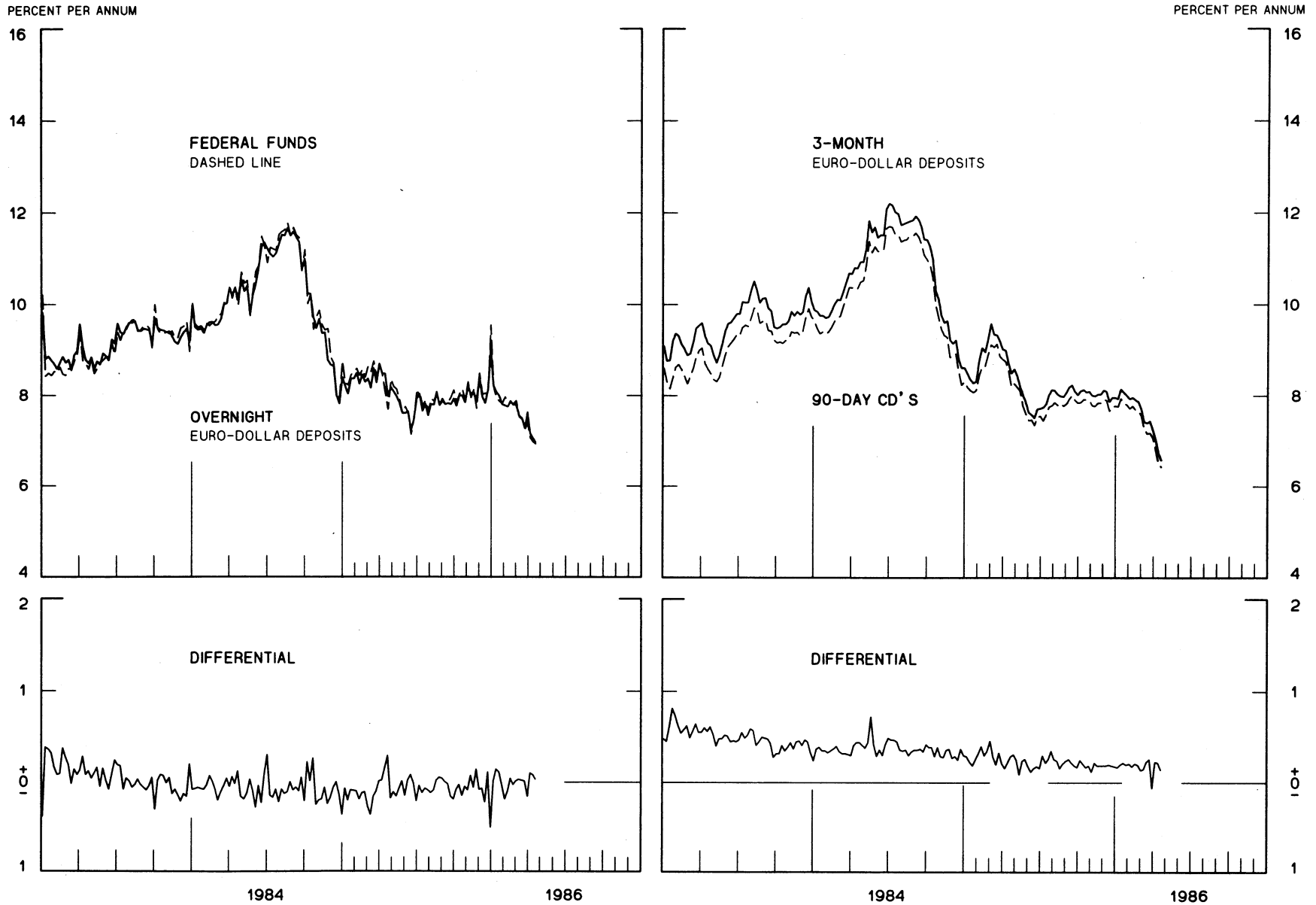


CHART 7
SELECTED EURO-DOLLAR AND U. S. MONEY MARKET RATES

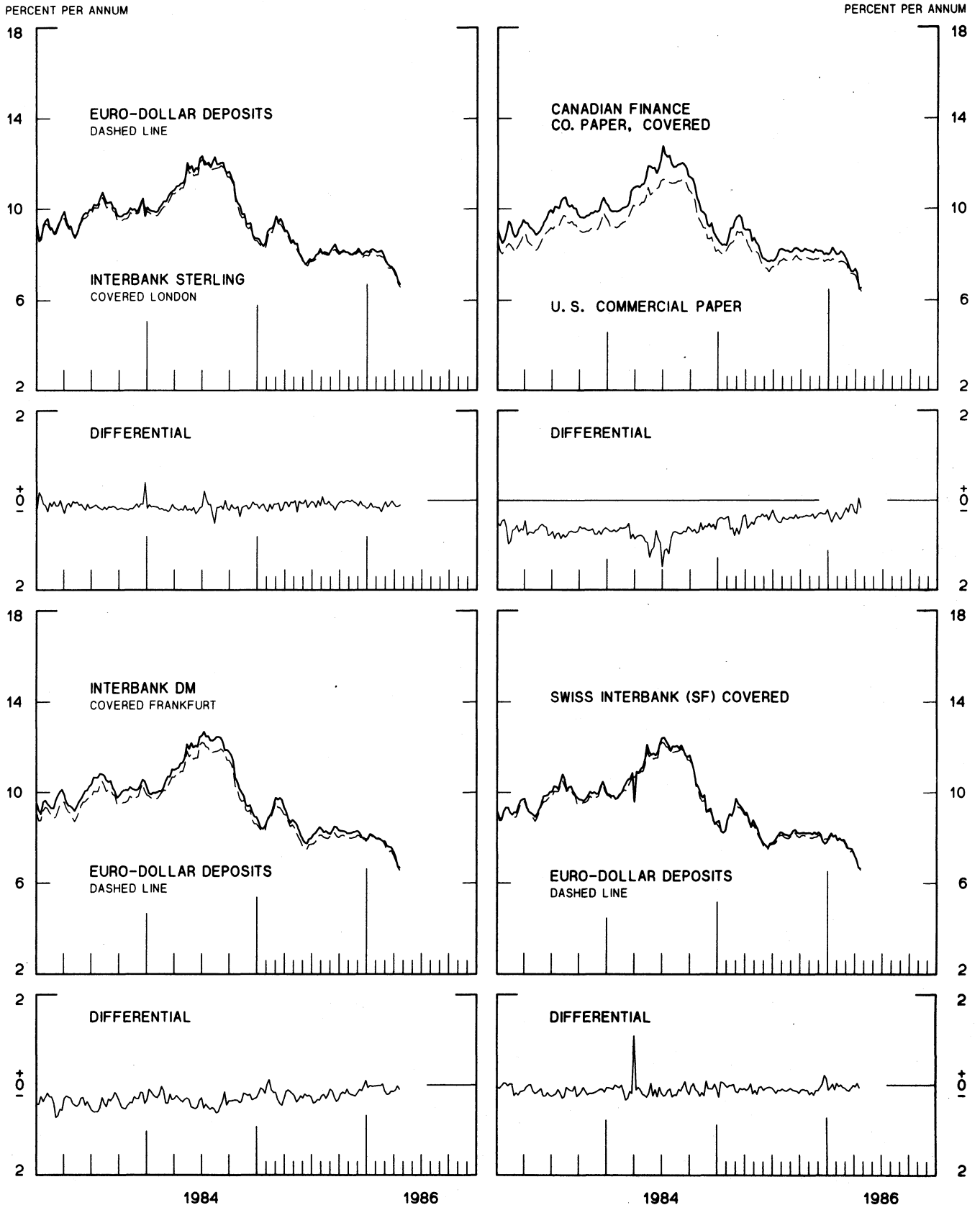
DIFFERENTIAL: PLUS(+), FAVORS BORROWING IN U. S.
 AVERAGES FOR WEEK ENDING WEDNESDAY



1 PERCENT ON DIFFERENTIAL SCALE = 2 PERCENT ON RATE SCALE

INTEREST ARBITRAGE: 3-MONTH FUNDS

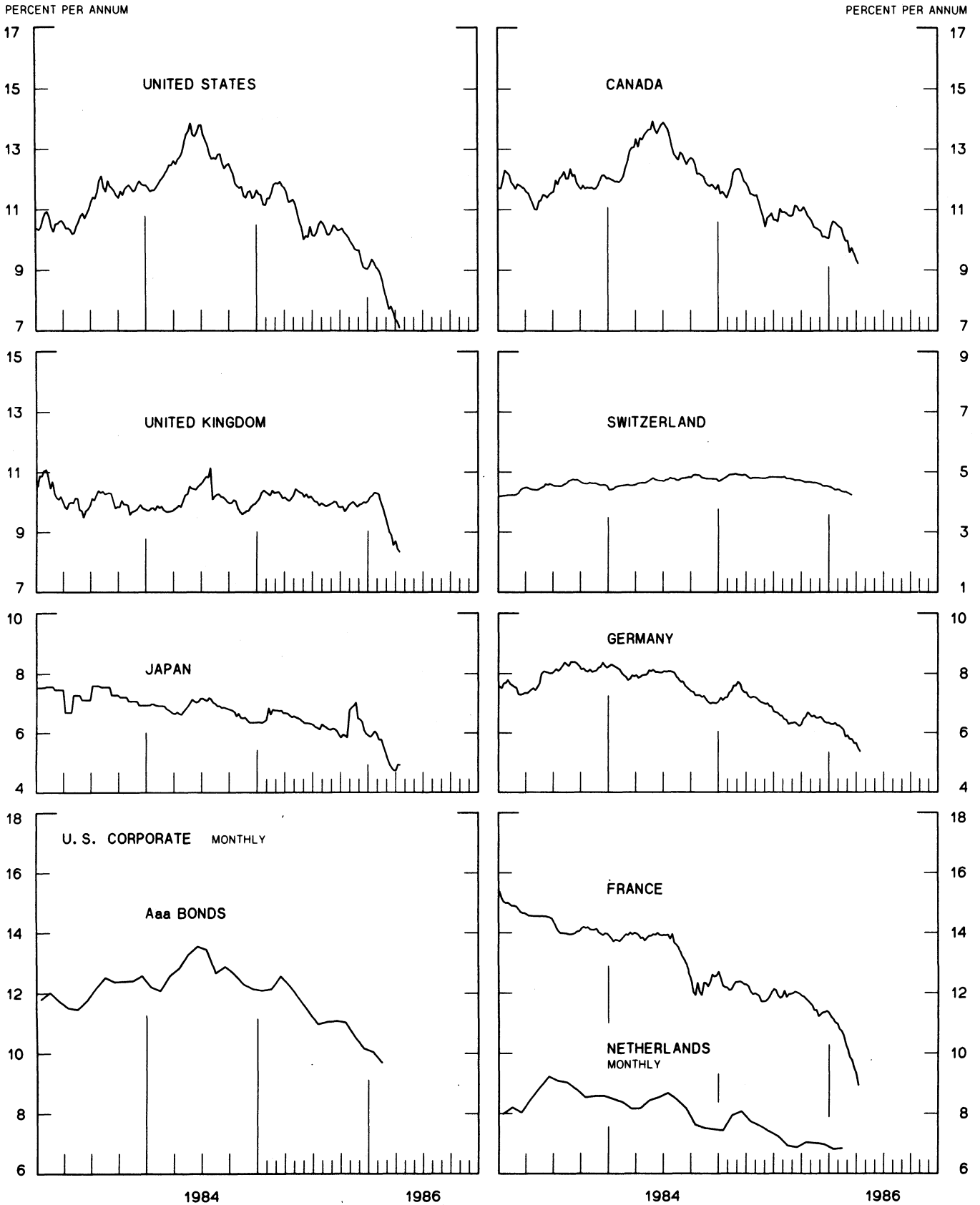
DIFFERENTIAL: PLUS(+), INDICATES FAVOR DOLLAR ASSETS
 AVERAGES FOR WEEK ENDING WEDNESDAY



1 PERCENT ON DIFFERENTIAL SCALE = 2 PERCENT ON RATE SCALE

LONG-TERM GOVERNMENT BOND YIELDS

WEEKLY SERIES

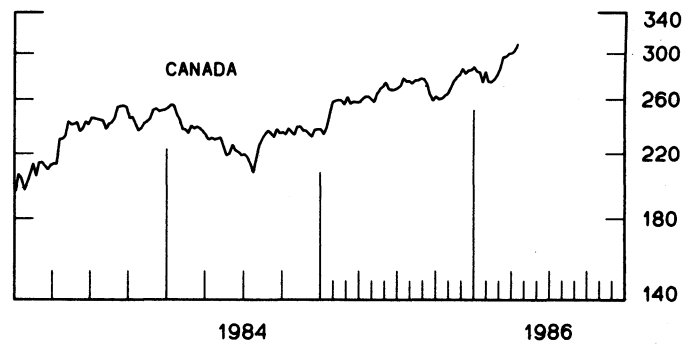
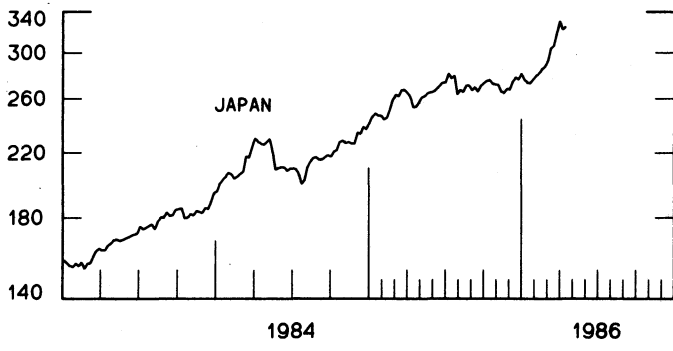
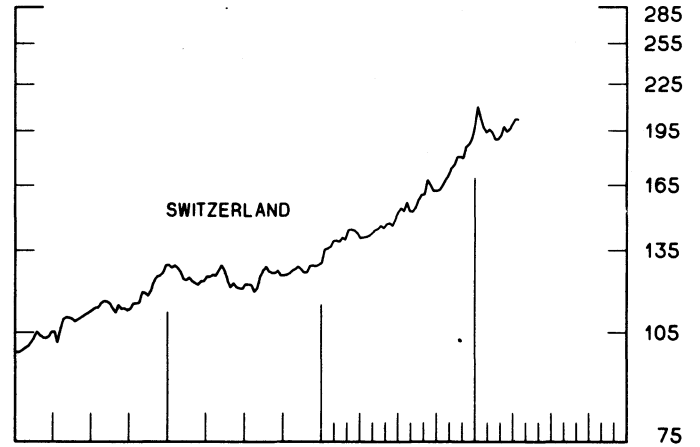
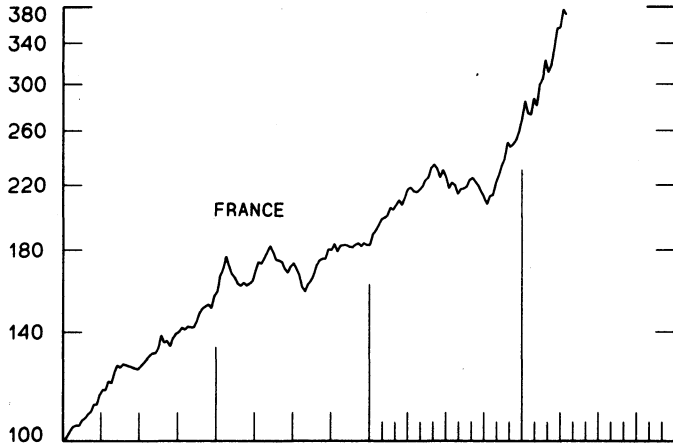
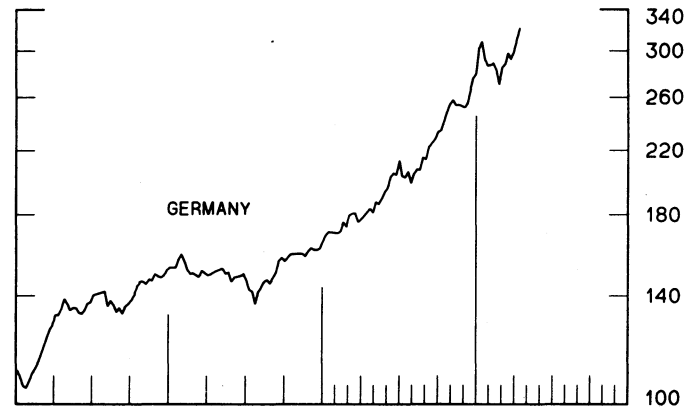
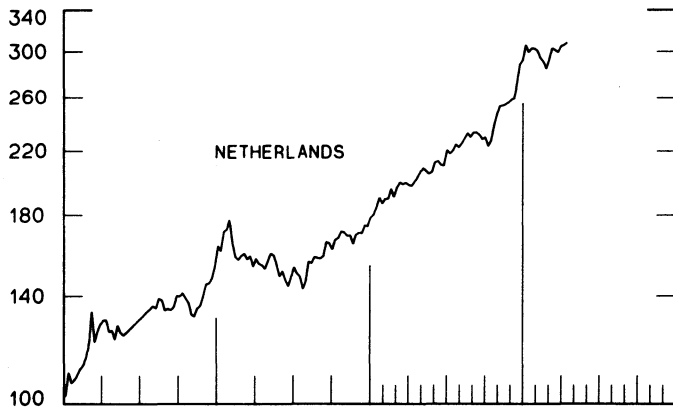
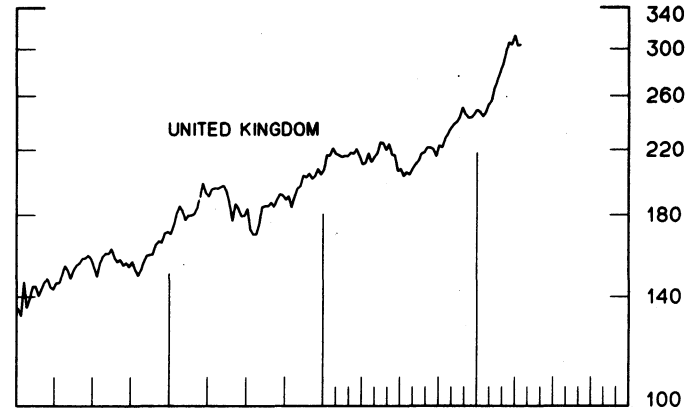
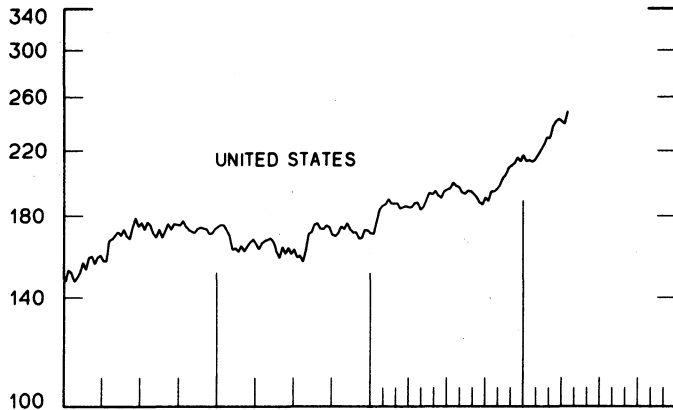


INDUSTRIAL STOCK INDICES

WEEKLY SERIES

RATIO SCALE
1969=100

RATIO SCALE
1969=100



1984

1986

1984

1986

SERIES NAME

LAST VALUE PLOTTED
DATE VALUE

CHART 1. SPOT EXCHANGE RATES AND INDICES

WEEKLY AVERAGES, NOON BUYING RATES (U.S. CENTS)

GERMAN MARK	APRIL 23	45.29
JAPANESE YEN	APRIL 23	0.58118
DUTCH GUILDER	APRIL 23	40.12
U.K. POUND	APRIL 23	152.05
CANADIAN DOLLAR	APRIL 23	71.97
FRENCH FRANC	APRIL 23	14.20
SWISS FRANC	APRIL 23	54.14
BELGIAN FRANC	APRIL 23	2.21636
ITALIAN LIRA	APRIL 23	0.06601
SWEDISH KRONA	APRIL 23	14.04

INDICES, MARCH 1973 BASE RATES = 100

GERMAN MARK	APRIL 23	127.39
JAPANESE YEN	APRIL 23	152.17
DUTCH GUILDER	APRIL 23	115.17
U.K. POUND	APRIL 23	61.50
CANADIAN DOLLAR	APRIL 23	71.73
FRENCH FRANC	APRIL 23	64.00
SWISS FRANC	APRIL 23	174.16
BELGIAN FRANC	APRIL 23	87.34
ITALIAN LIRA	APRIL 23	37.50

WEIGHTED AVERAGE EXCHANGE VALUE INDICES, MAR 1973 = 100
(G-10 COUNTRIES PLUS SWITZERLAND)

U.S. DOLLAR	APRIL 23	113.31
GERMAN MARK	APRIL 23	150.27
JAPANESE YEN	APRIL 23	178.65
DUTCH GUILDER	APRIL 23	129.21
U.K. POUND	APRIL 23	65.18
CANADIAN DOLLAR	APRIL 23	77.72
FRENCH FRANC	APRIL 23	67.84
SWISS FRANC	APRIL 23	195.81
BELGIAN FRANC	APRIL 23	96.17
ITALIAN LIRA	APRIL 23	38.67
SWEDISH KRONA	APRIL 23	67.71

CHART 2. 3-MONTH FORWARD EXCHANGE RATES, PREMIUM OR DISCOUNT

CANADIAN DOLLAR	APRIL 23	-2.80
U.K. POUND	APRIL 23	-3.26
GERMAN MARK	APRIL 23	2.19
FRENCH FRANC	APRIL 23	-0.73
SWISS FRANC	APRIL 23	2.50
DUTCH GUILDER	APRIL 23	1.41
JAPANESE YEN	APRIL 23	2.00
ITALIAN LIRA	APRIL 23	-5.72

SERIES NAME	LAST VALUE PLOTTED	
	DATE	VALUE
CHART 3. GOLD PRICE IN LONDON, AFTERNOON FIXING		
U. S. DOLLARS PER FINE OUNCE	APRIL 23	342.64
CHART 4. CALL MONEY RATES		
U. S. FEDERAL FUNDS	APRIL 23	6.92
OVERNIGHT EURO-DOLLAR DEPOSITS	APRIL 23	6.95
U. K.	APRIL 23	11.47
CANADA	APRIL 23	10.40
GERMANY	APRIL 23	4.61
JAPAN	APRIL 23	4.33
FRANCE	APRIL 23	7.80
NETHERLANDS	APRIL 23	5.52
SWITZERLAND	APRIL 23	1.00
CHART 5. 3-MONTH INTEREST RATES		
U. S. 90-DAY CD'S, SECONDARY MARKET	APRIL 23	6.42
GERMAN INTERBANK LOAN	APRIL 23	4.45
JAPANESE GENSAKI RATE	APRIL 23	4.69
CANADIAN FINANCE PAPER	APRIL 23	9.40
INTERBANK STERLING	APRIL 23	10.01
SWISS INTERBANK LOAN	APRIL 23	4.10
FRENCH INTERBANK RATE	APRIL 23	7.38
NETHERLANDS INTERBANK RATE	APRIL 23	5.13
WEIGHTED AVERAGE FOREIGN INTEREST RATE (G-10 COUNTRIES PLUS SWITZERLAND)	APRIL 23	6.76
CHART 6. EURO-DOLLAR DEPOSIT RATES: LONDON		
OVERNIGHT	APRIL 23	6.95
7-DAY	APRIL 23	6.75
1-MONTH	APRIL 23	6.68
3-MONTH	APRIL 23	6.56
6-MONTH	APRIL 23	6.55
1-YEAR	APRIL 23	6.58
CHART 7. SELECTED EURO-DOLLAR AND U. S. MONEY MARKET RATES		
OVERNIGHT EURO-DOLLAR DEPOSITS	APRIL 23	6.95
U. S. FEDERAL FUNDS	APRIL 23	6.92
DIFFERENTIAL	APRIL 23	0.03
3-MONTH EURO-DOLLAR DEPOSIT RATE	APRIL 23	6.56
U. S. 90-DAY CD'S, SECONDARY MARKET	APRIL 23	6.42
DIFFERENTIAL	APRIL 23	0.14

SERIES NAME

LAST VALUE PLOTTED
DATE VALUE

CHART 8. INTEREST ARBITRAGE, 3-MONTH FUNDS

EURO-DOLLAR DEPOSIT	APRIL 23	6.56
INTERBANK STERLING (LONDON), COVERED	APRIL 23	6.67
DIFFERENTIAL	APRIL 23	-0.11
U.S. COMMERCIAL PAPER	APRIL 23	6.36
CANADIAN FINANCE PAPER, COVERED	APRIL 23	6.54
DIFFERENTIAL	APRIL 23	-0.18
EURO-DOLLAR DEPOSIT	APRIL 23	6.56
INTERBANK DM (FRANKFURT), COVERED	APRIL 23	6.66
DIFFERENTIAL	APRIL 23	-0.10
EURO-DOLLAR DEPOSIT	APRIL 23	6.56
SWISS INTERBANK, COVERED	APRIL 23	6.63
DIFFERENTIAL	APRIL 23	-0.07

CHART 9. LONG TERM GOVERNMENT BOND YIELDS

UNITED STATES	APRIL 18	7.10
GERMANY	APRIL 18	5.36
JAPAN (MONTHLY)	JAN.	6.29
SWITZERLAND	MARCH 21	4.23
CANADA	APRIL 11	9.21
FRANCE	APRIL 11	8.92
NETHERLANDS (MONTHLY)	FEB.	6.84
UNITED KINGDOM	APRIL 18	8.33
U.S. CORPORATE		
AAA BONDS	FEB.	9.67

CHART 10. STOCK INDICES

UNITED STATES	APRIL 16	248.06
UNITED KINGDOM	APRIL 16	303.26
CANADA	APRIL 16	308.89
GERMANY	APRIL 16	321.18
SWITZERLAND	APRIL 16	201.60
NETHERLANDS	APRIL 16	307.47
FRANCE	APRIL 16	370.80
JAPAN	APRIL 16	324.32

FEDERAL RESERVE statistical release



H.10 (512)

APRIL 25, 1986

FOREIGN EXCHANGE RATES

FOR THE WEEK ENDING APRIL 25, 1986

The Board of Governors of the Federal Reserve System is advised that the Federal Reserve Bank of New York has certified for customs purposes the following noon buying rates in New York City for cable transfers payable in foreign currencies:

COUNTRY	MONETARY UNIT	(CURRENCY UNITS PER DOLLAR)				
		APR. 21	APR. 22	APR. 23	APR. 24	APR. 25
*AUSTRALIA	DOLLAR	72.05	72.97	73.00	73.06	73.07
AUSTRIA	SCHILLING	15.490	15.449	15.437	15.480	15.265
BELGIUM	FRANC	45.170	44.980	44.830	44.900	44.420
BRAZIL	CRUZADO	13.84	13.84	13.84	13.84	13.84
CANADA	DOLLAR	1.3852	1.3895	1.3952	1.3871	1.3840
CHINA, P. R.	YUAN	3.2095	3.2031	3.2031	3.1999	3.1999
DENMARK	KRONE	8.1650	8.1425	8.1270	8.1440	8.0500
FINLAND	MARKKA	5.0150	4.9800	5.0000	4.9870	4.9600
FRANCE	FRANC	7.0350	7.0250	7.0100	7.0200	6.9450
GERMANY	D. MARK	2.2065	2.2025	2.1960	2.2010	2.1760
GREECE	DRACHMA	140.100	138.500	138.400	139.000	138.850
HONG KONG	DOLLAR	7.7810	7.7805	7.7800	7.7710	7.7675
INDIA	RUPEE	12.3600	12.3000	12.2900	12.2200	12.2800
*IRELAND	POUND	137.75	137.75	137.95	137.90	139.90
ITALY	LIRA	1515.00	1511.00	1506.00	1511.00	1494.00
JAPAN	YEN	172.00	170.15	169.35	169.00	168.10
MALAYSIA	RINGGIT	2.5430	2.5475	2.5500	2.5640	2.5850
NETHERLANDS	GUILDER	2.4915	2.4870	2.4785	2.4840	2.4560
*NEW ZEALAND	DOLLAR	57.300	56.950	57.600	58.320	57.950
NORWAY	KRONE-	7.0540	7.0200	7.0100	6.9700	6.9500
PORTUGAL	ESCUDO	147.850	146.900	146.950	147.100	146.500
SINGAPORE	DOLLAR	2.1800	2.1790	2.1900	2.1980	2.1925
*SOUTH AFRICA	RAND	50.00	49.90	49.50	48.45	48.80
SOUTH KOREA	WON	887.60	887.20	886.80	886.40	886.80
SPAIN	PESETA	140.350	140.000	139.450	140.250	139.100
SRI LANKA	RUPEE	27.830	27.827	27.848	27.848	27.867
SWEDEN	KRONA	7.1360	7.1050	7.0950	7.0800	7.0450
SWITZERLAND	FRANC	1.8500	1.8450	1.8370	1.8410	1.8180
TAIWAN	DOLLAR	38.620	38.620	38.620	38.620	38.620
THAILAND	BAHT	26.370	26.320	26.270	26.270	26.310
*UNITED KINGDOM	POUND	151.12	152.15	152.35	153.38	154.40
MEMO:						
#UNITED STATES	DOLLAR	113.34	112.95	112.69	112.64	111.65

INDEX OF WEIGHTED AVERAGE EXCHANGE VALUE OF U.S. DOLLAR AGAINST CURRENCIES OF OTHER G-10 COUNTRIES. MARCH 1973 = 100. WEIGHTS ARE 1972-76 GLOBAL TRADE OF EACH OF THE 10 COUNTRIES. SERIES REVISED AS OF AUGUST 1978. FOR DESCRIPTION AND BACK DATA, SEE "INDEX OF THE WEIGHTED-AVERAGE EXCHANGE VALUE OF THE U.S. DOLLAR: REVISION" ON PAGE 700 OF THE AUGUST 1978 FEDERAL RESERVE BULLETIN.

*VALUE IS U.S. CENTS