

H. 13

(516/517)

Selected Interest & Exchange Rates

Weekly Series of Charts

April 14, 1986

**Prepared by the
FINANCIAL MARKETS
SECTION**

**DIVISION OF
INTERNATIONAL FINANCE**

**BOARD OF GOVERNORS
FEDERAL RESERVE SYSTEM
Washington, D.C. 20551**

Table of Contents

TABLES

- 1. LATEST FIGURES PLOTTED**
- 2. DAILY CERTIFIED SPOT EXCHANGE RATES--H.10 RELEASE**

CHARTS

- 1. SPOT EXCHANGE RATE INDICES**
- 2. 3-MONTH FORWARD EXCHANGE RATES**
- 3. GOLD PRICE--LONDON**
- 4. CALL MONEY RATES**
- 5. 3-MONTH INTEREST RATES**
- 6. EURO-DOLLAR DEPOSIT RATES**
- 7. SELECTED EURO-DOLLAR AND U.S. MONEY MARKET RATES**
- 8. INTEREST ARBITRAGE: 3-MONTH FUNDS**
- 9. LONG-TERM GOVERNMENT BOND YIELDS**
- 10. INDUSTRIAL STOCK INDICES**

SUBSCRIPTION RATES:

Weekly \$15.00 per year or \$.40 each in the United States, its possessions, Canada, and Mexico, 10 or more of the same issue to one address, \$13.50 per year or \$.35 each. Elsewhere, \$20.00 per year or \$.50 each. Address requests to Publications Services, Division of Administrative Services, and make payment remittance payable to the order of the Board of Governors of the Federal Reserve System in a form collectible at par in U.S. Currency.

CHART 1

SPOT EXCHANGE INDICES

DOLLAR PRICES OF FOREIGN CURRENCIES AND WEIGHTED AVERAGE VALUES (THIN LINE)
AVERAGES FOR WEEK ENDING WEDNESDAY

RATIO SCALE
MARCH 1973=100

RATIO SCALE
MARCH 1973=100

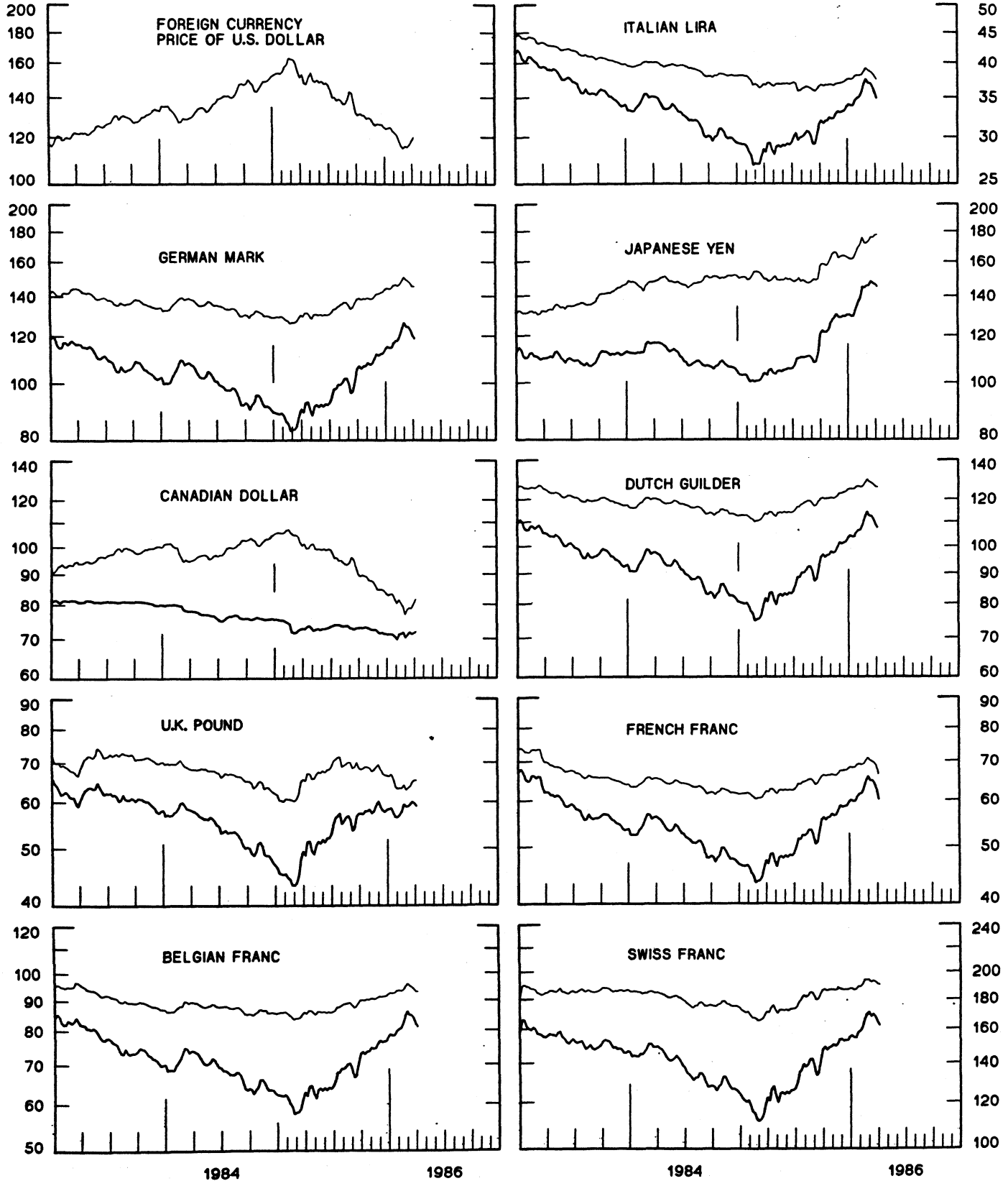


CHART 2
3-MONTH FORWARD EXCHANGE RATES

PREMIUM (+) OR (-)
 AVERAGES FOR WEEK ENDING WEDNESDAY

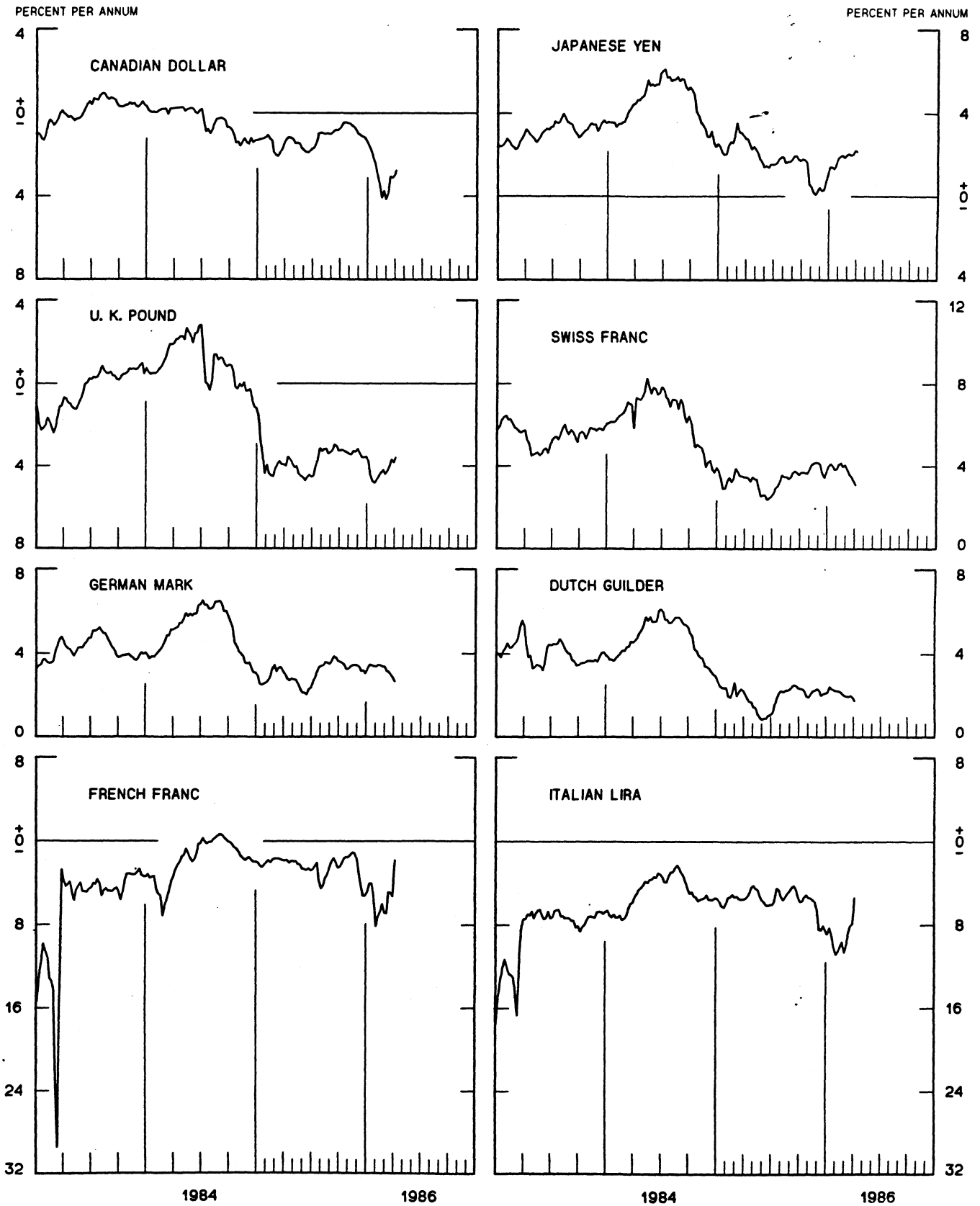


CHART 3
PRICE OF GOLD IN LONDON
AVERAGES FOR WEEK ENDING WEDNESDAY

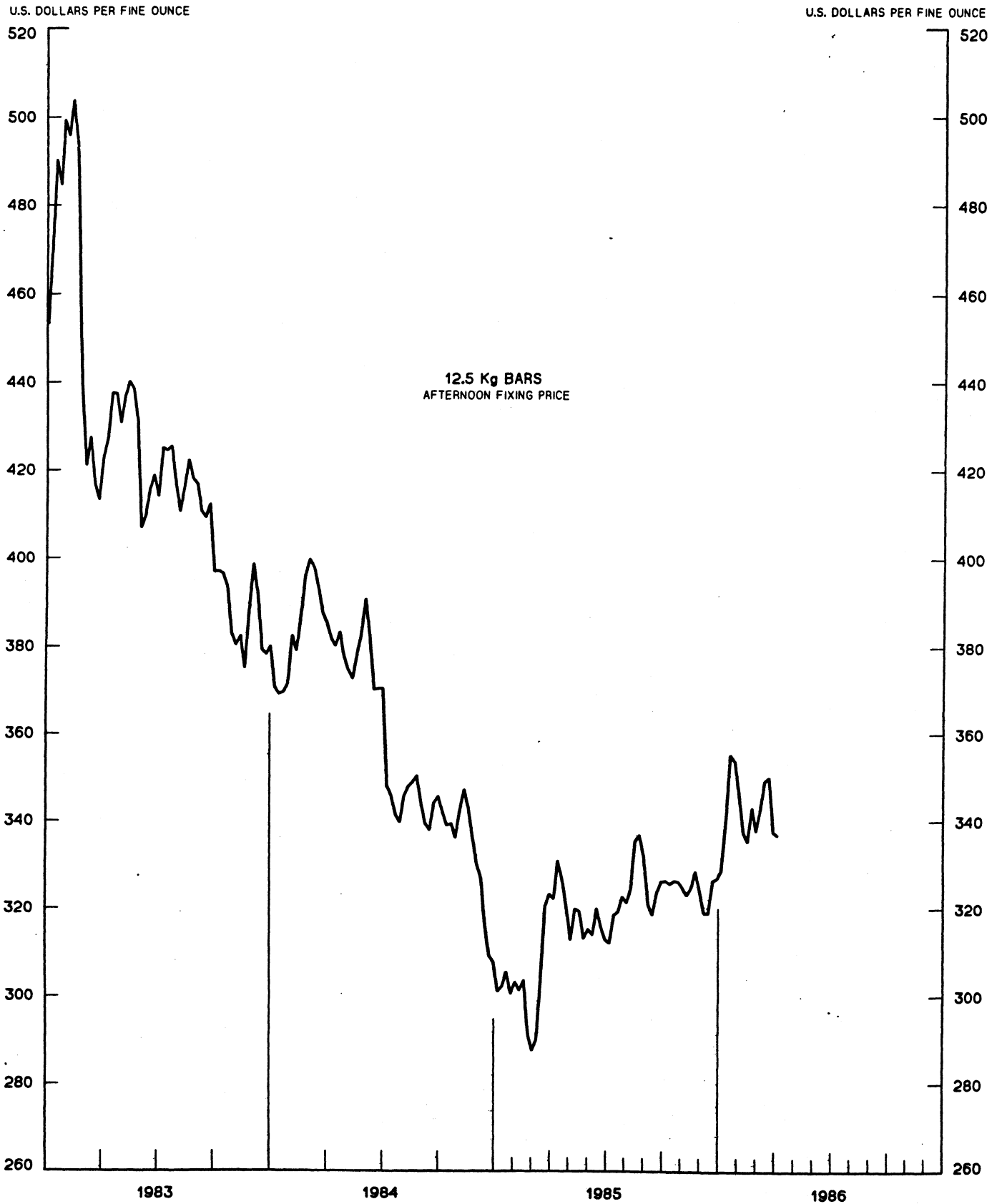


CHART 4
CALL MONEY RATES
WEEKLY SERIES

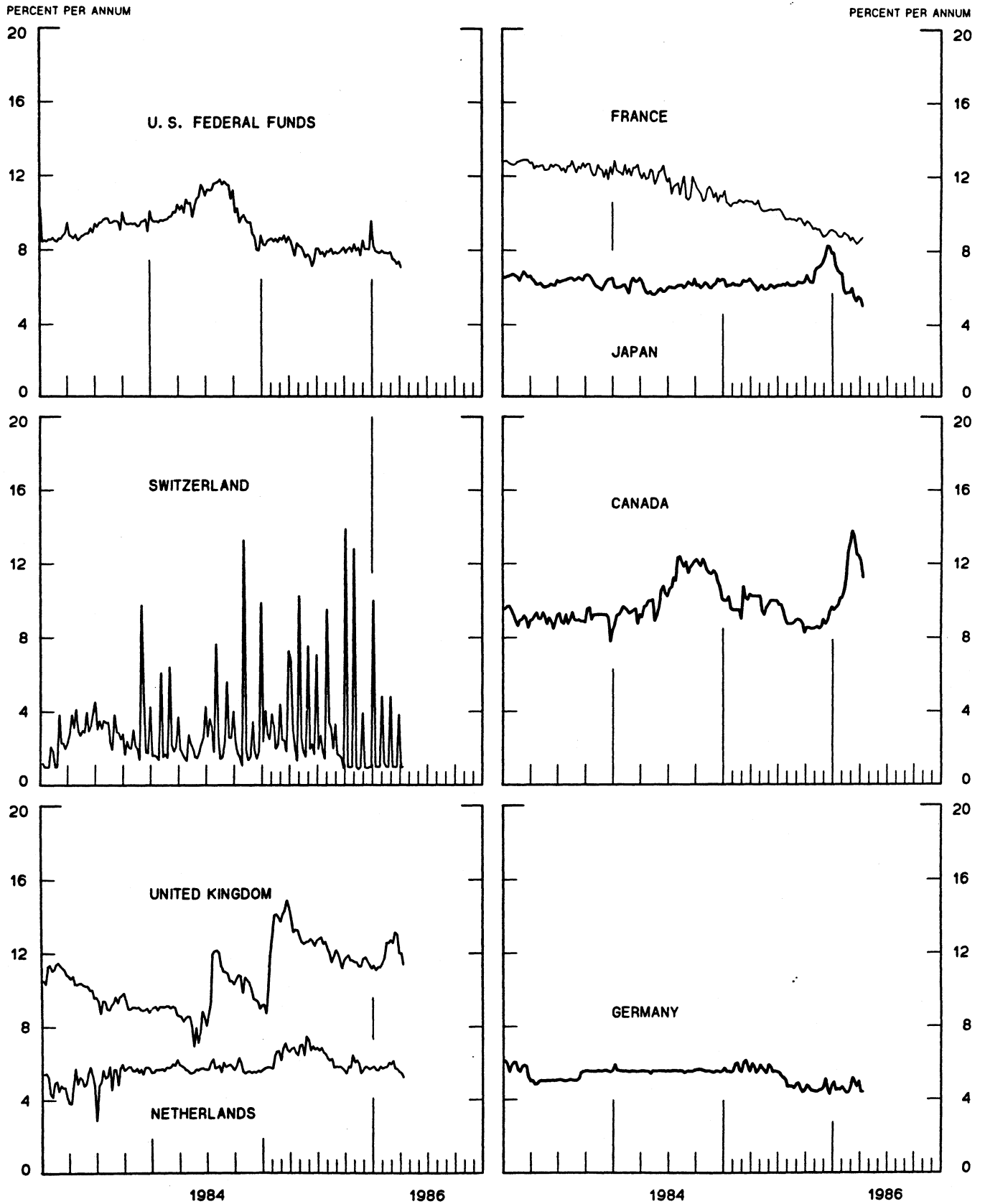


CHART 5
3-MONTH INTEREST RATES
 WEEKLY SERIES

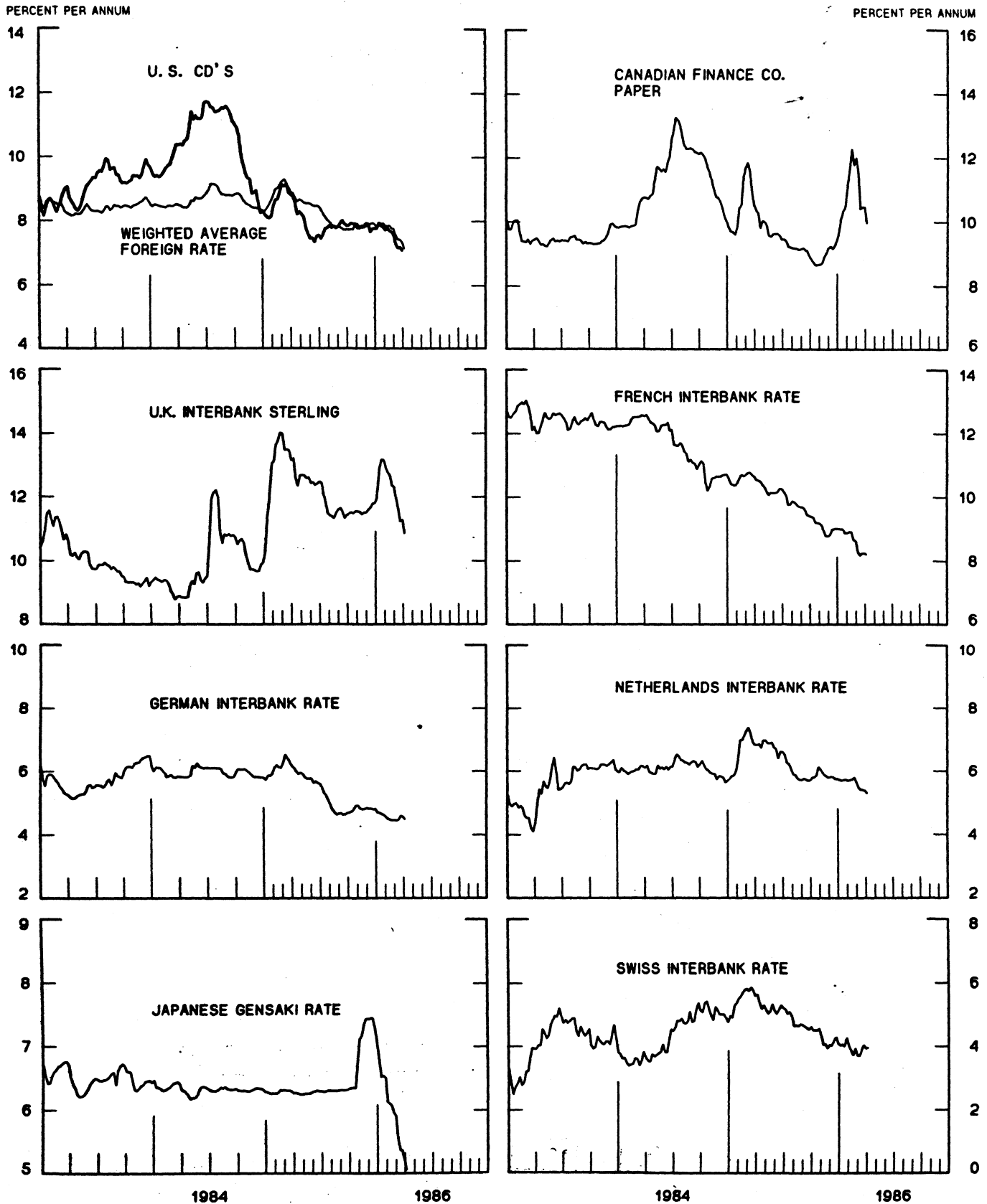


CHART 6
EURO-DOLLAR DEPOSIT RATES LONDON
AVERAGES FOR WEEK ENDING WEDNESDAY

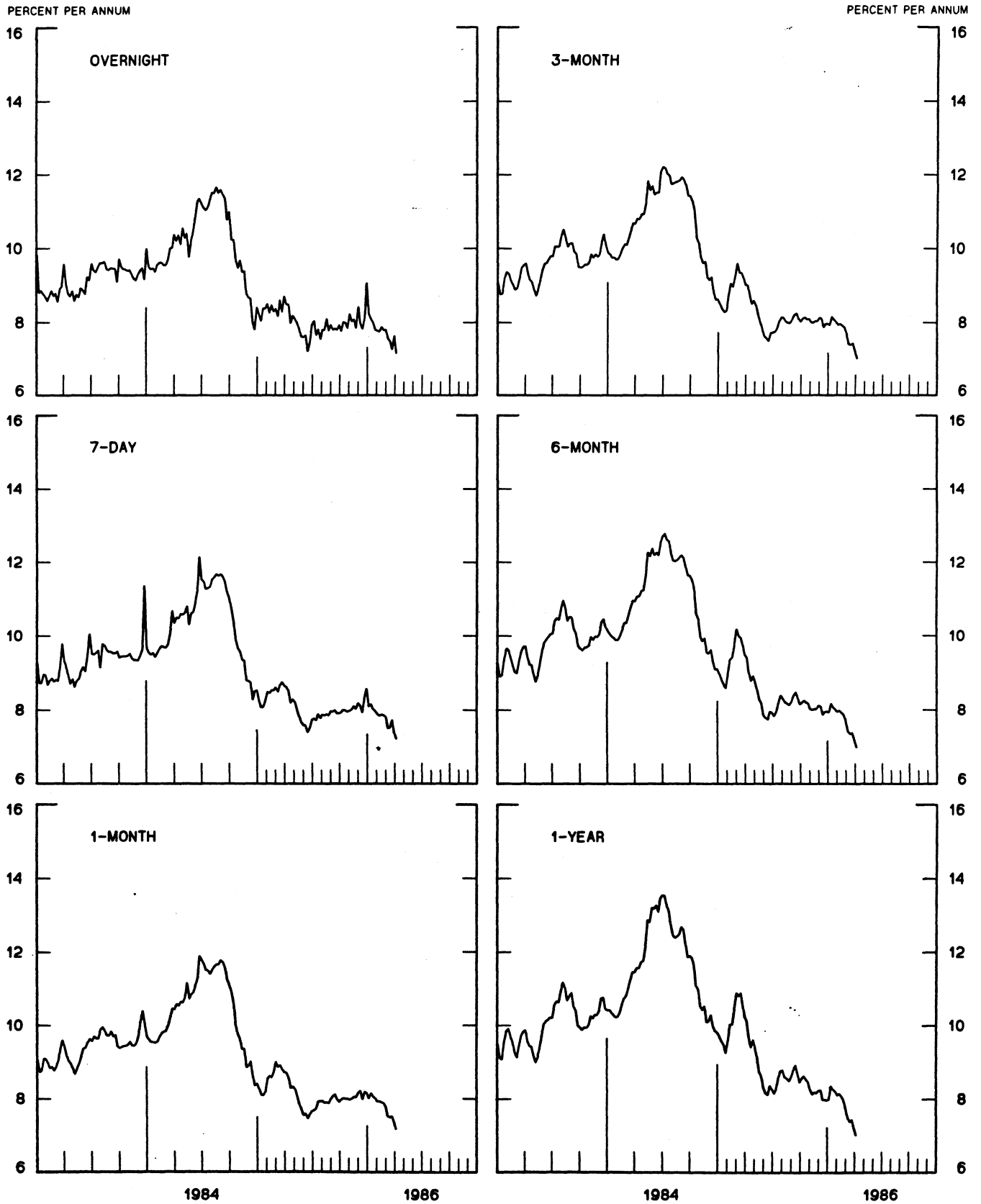
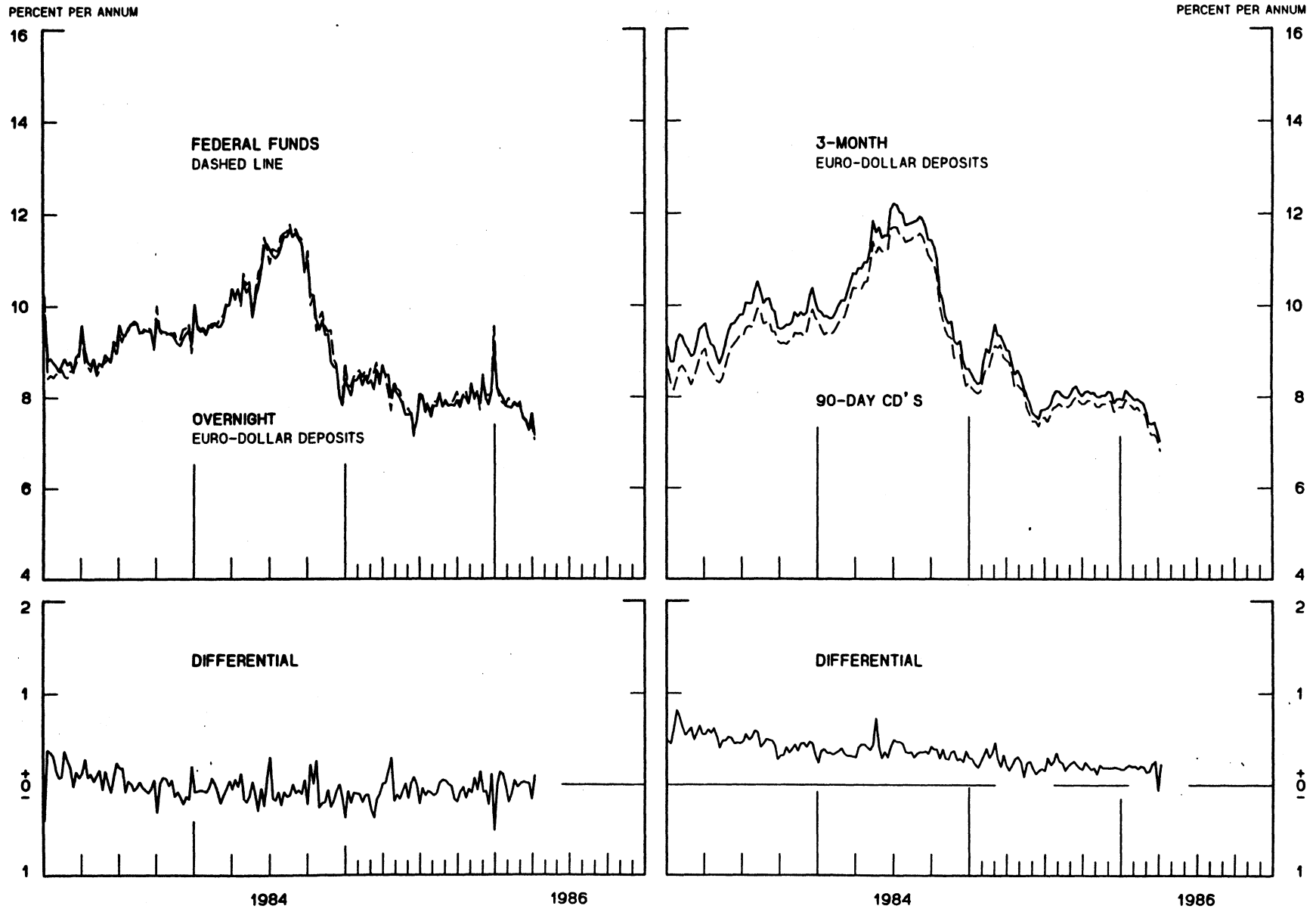


CHART 7
SELECTED EURO-DOLLAR AND U. S. MONEY MARKET RATES

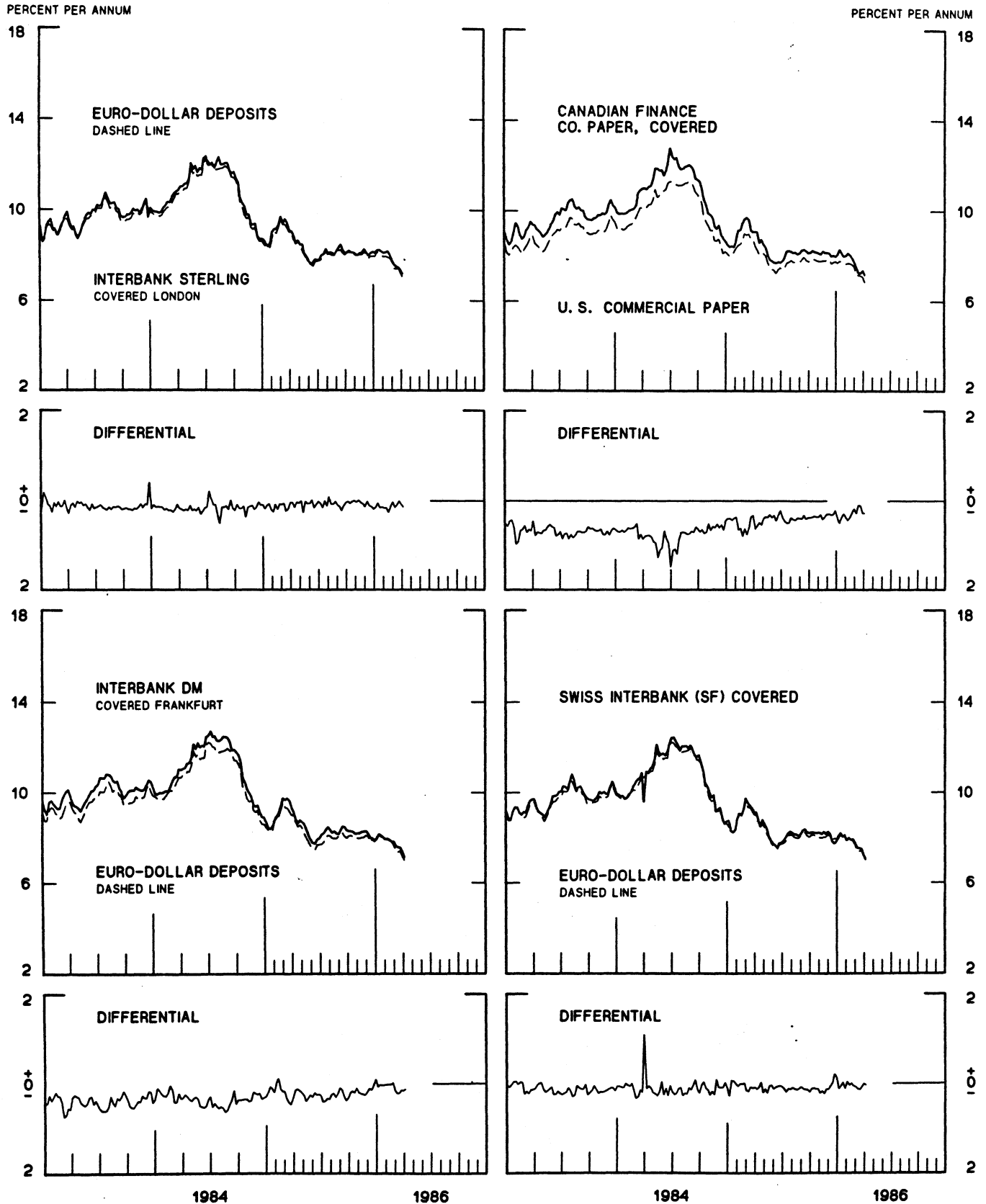
DIFFERENTIAL: PLUS(+), FAVORS BORROWING IN U. S.
 AVERAGES FOR WEEK ENDING WEDNESDAY



1 PERCENT ON DIFFERENTIAL SCALE = 2 PERCENT ON RATE SCALE

INTEREST ARBITRAGE: 3-MONTH FUNDS

DIFFERENTIAL: PLUS(+), INDICATES FAVOR DOLLAR ASSETS
AVERAGES FOR WEEK ENDING WEDNESDAY



1 PERCENT ON DIFFERENTIAL SCALE = 2 PERCENT ON RATE SCALE

CHART 9
LONG-TERM GOVERNMENT BOND YIELDS
 WEEKLY SERIES

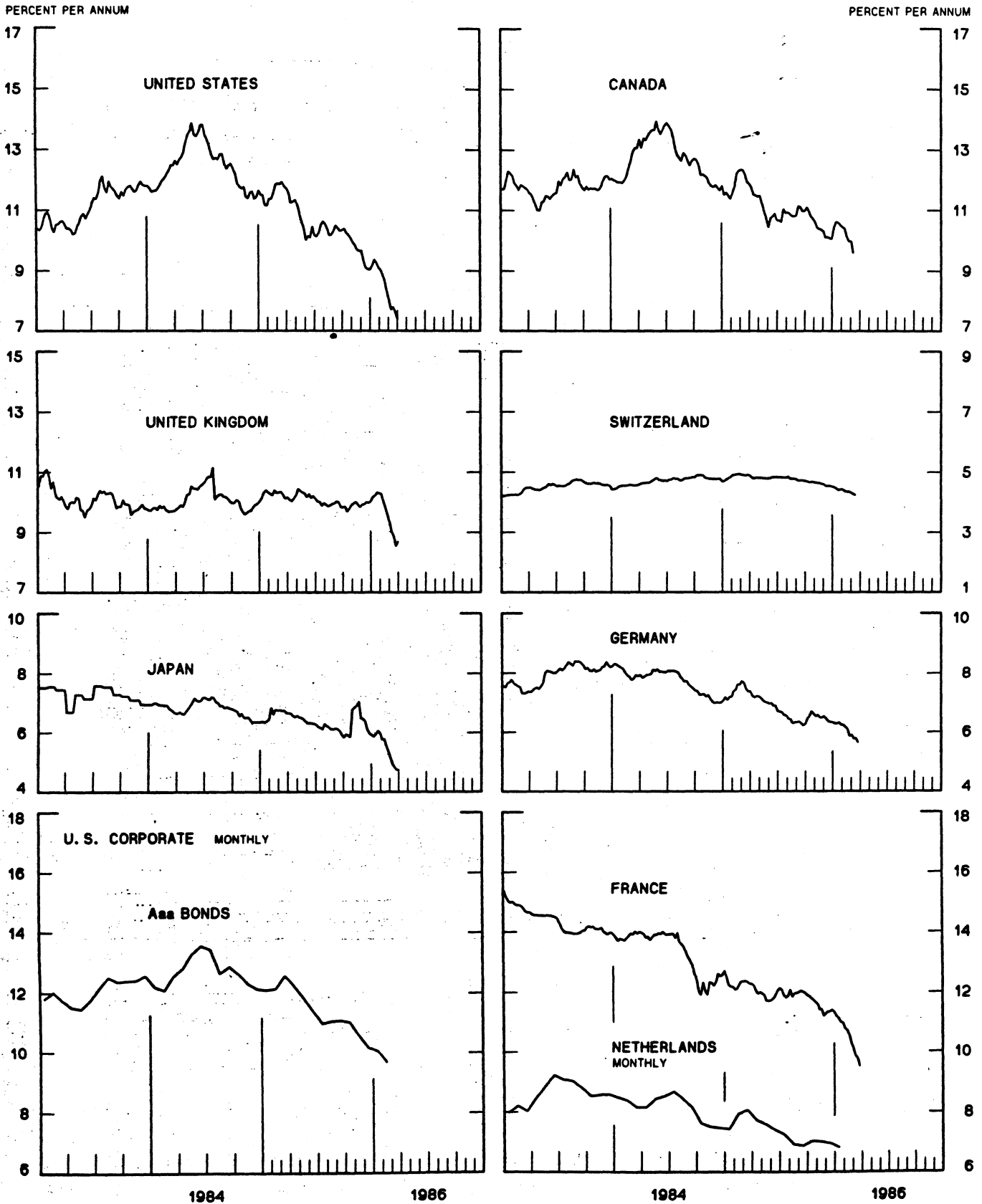
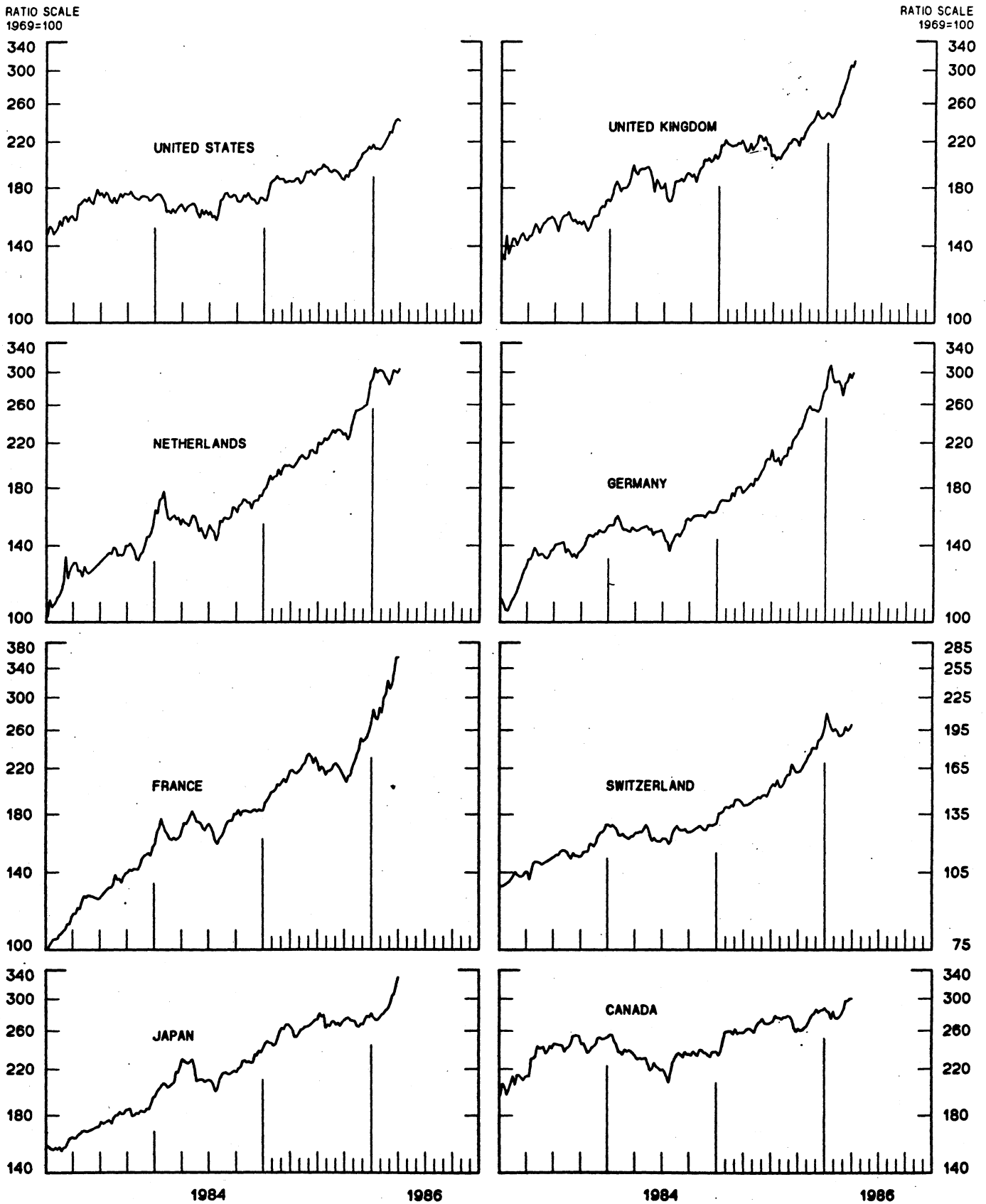


CHART 10
INDUSTRIAL STOCK INDICES
 WEEKLY SERIES



SERIES NAME

LAST VALUE PLOTTED
DATE VALUE

CHART 1. SPOT EXCHANGE RATES AND INDICES

WEEKLY AVERAGES, NOON BUYING RATES (U.S. CENTS)

GERMAN MARK	APRIL 9	42.17
JAPANESE YEN	APRIL 9	0.55361
DUTCH GUILDER	APRIL 9	37.43
U.K. POUND	APRIL 9	145.75
CANADIAN DOLLAR	APRIL 9	72.08
FRENCH FRANC	APRIL 9	13.33
SWISS FRANC	APRIL 9	50.31
BELGIAN FRANC	APRIL 9	2.05883
ITALIAN LIRA	APRIL 9	0.06130
SWEDISH KRONA	APRIL 9	13.42

INDICES, MARCH 1973 BASE RATES = 100

GERMAN MARK	APRIL 9	118.61
JAPANESE YEN	APRIL 9	144.95
DUTCH GUILDER	APRIL 9	107.46
U.K. POUND	APRIL 9	58.95
CANADIAN DOLLAR	APRIL 9	71.84
FRENCH FRANC	APRIL 9	60.08
SWISS FRANC	APRIL 9	161.86
BELGIAN FRANC	APRIL 9	81.13
ITALIAN LIRA	APRIL 9	34.82

WEIGHTED AVERAGE EXCHANGE VALUE INDICES, MAR 1973 = 100
(G-10 COUNTRIES PLUS SWITZERLAND)

U.S. DOLLAR	APRIL 9	119.87
GERMAN MARK	APRIL 9	145.47
JAPANESE YEN	APRIL 9	177.79
DUTCH GUILDER	APRIL 9	125.79
U.K. POUND	APRIL 9	65.32
CANADIAN DOLLAR	APRIL 9	81.66
FRENCH FRANC	APRIL 9	66.43
SWISS FRANC	APRIL 9	190.06
BELGIAN FRANC	APRIL 9	93.24
ITALIAN LIRA	APRIL 9	37.45
SWEDISH KRONA	APRIL 9	67.67

CHART 2. 3-MONTH FORWARD EXCHANGE RATES, PREMIUM OR DISCOUNT

CANADIAN DOLLAR	APRIL 9	-2.75
U.K. POUND	APRIL 9	-3.58
GERMAN MARK	APRIL 9	2.63
FRENCH FRANC	APRIL 9	-1.83
SWISS FRANC	APRIL 9	3.07
DUTCH GUILDER	APRIL 9	1.72
JAPANESE YEN	APRIL 9	2.13
ITALIAN LIRA	APRIL 9	-5.37

SERIES NAME

LAST VALUE PLOTTED
DATE VALUE

CHART 8. INTEREST ARBITRAGE, 3-MONTH FUNDS

EURO-DOLLAR DEPOSIT	APRIL 9	7.01
INTERBANK STERLING (LONDON), COVERED	APRIL 9	7.10
DIFFERENTIAL	APRIL 9	-0.15
U.S. COMMERCIAL PAPER	APRIL 9	6.83
CANADIAN FINANCE PAPER, COVERED	APRIL 9	7.14
DIFFERENTIAL	APRIL 9	-0.28
EURO-DOLLAR DEPOSIT	APRIL 9	7.01
INTERBANK DM (FRANKFURT), COVERED	APRIL 9	7.13
DIFFERENTIAL	APRIL 9	-0.12
EURO-DOLLAR DEPOSIT	APRIL 9	7.01
SWISS INTERBANK, COVERED	APRIL 9	7.05
DIFFERENTIAL	APRIL 9	-0.03

CHART 9. LONG TERM GOVERNMENT BOND YIELDS

UNITED STATES	APRIL 4	7.39
GERMANY	MARCH 28	5.65
JAPAN (MONTHLY)	JAN.	6.29
SWITZERLAND	MARCH 21	4.23
CANADA	MARCH 14	9.58
FRANCE	MARCH 28	9.51
NETHERLANDS (MONTHLY)	FEB.	6.84
UNITED KINGDOM	APRIL 4	8.70
U.S. CORPORATE		
AAA BONDS	FEB.	9.67

CHART 10. STOCK INDICES

UNITED STATES	APRIL 2	240.43
UNITED KINGDOM	APRIL 2	312.06
CANADA	APRIL 2	300.09
GERMANY	APRIL 2	299.04
SWITZERLAND	APRIL 2	199.42
NETHERLANDS	APRIL 2	304.35
FRANCE	APRIL 2	356.61
JAPAN	APRIL 2	329.85

FEDERAL RESERVE statistical release



H.10 (512)

APRIL 11, 1986

FOREIGN EXCHANGE RATES

FOR THE WEEK ENDING APRIL 11, 1986

The Board of Governors of the Federal Reserve System is advised that the Federal Reserve Bank of New York has certified for customs purposes the following noon buying rates in New York City for cable transfers payable in foreign currencies:

COUNTRY	MONETARY UNIT	(CURRENCY UNITS PER DOLLAR)				
		APR. 7	APR. 8	APR. 9	APR. 10	APR. 11
*AUSTRALIA	DOLLAR	71.76	72.00	71.81	71.42	71.60
AUSTRIA	SCHILLING	16.822	16.430	16.410	16.367	16.180
BELGIUM	FRANC	48.900	47.710	47.540	47.280	46.760
BRAZIL	CRUZADO	13.84	13.84	13.84	13.84	13.84
CANADA	DOLLAR	1.3863	1.3840	1.3829	1.3885	1.3910
CHINA, P. R.	YUAN	3.2288	3.2288	3.2223	3.2223	3.2159
DENMARK	KRONE	8.8125	8.6100	8.6075	8.5900	8.4850
FINLAND	MARKKA	5.3350	5.2350	5.2450	5.2500	5.2030
FRANCE	FRANC	7.6237	7.4470	7.4480	7.4080	7.3450
GERMANY	D. MARK	2.3965	2.3390	2.3425	2.3280	2.3070
GREECE	DRACHMA	150.250	145.500	145.400	145.400	143.600
HONG KONG	DOLLAR	7.8140	7.8130	7.8060	7.8060	7.8040
INDIA	RUPEE	12.5400	12.5000	12.5600	12.5500	12.4800
*IRELAND	POUND	127.12	130.13	130.45	130.46	131.90
ITALY	LIBRA	1640.00	1603.00	1599.00	1596.00	1579.00
JAPAN	YEN	182.85	180.05	180.05	178.80	178.35
MALAYSIA	RINGGIT	2.6925	2.6530	2.6340	2.6305	2.6060
NETHERLANDS	GUILDER	2.7005	2.6345	2.6360	2.6225	2.5970
*NEW ZEALAND	DOLLAR	55.180	54.650	55.020	54.850	55.250
NORWAY	KRONE	7.4275	7.2900	7.3275	7.3125	7.2600
PORTUGAL	ESCUDO	156.000	153.250	153.250	153.600	151.700
SINGAPORE	DOLLAR	2.2080	2.1990	2.1985	2.1965	2.1810
*SOUTH AFRICA	RAND	47.75	49.10	48.95	48.55	49.39
SOUTH KOREA	WON	889.10	889.60	889.20	888.80	888.40
SPAIN	PESETA	151.300	149.000	147.500	147.400	145.700
SRI LANKA	RUPEE	27.717	27.742	27.747	27.788	27.803
SWEDEN	KRONA	7.5200	7.3825	7.3975	7.3800	7.3225
SWITZERLAND	FRANC	2.0130	1.9765	1.9565	1.9450	1.9240
TAIWAN	DOLLAR	38.780	38.770	38.760	38.740	38.720
THAILAND	BAHT	26.540	26.600	26.520	26.540	26.480
*UNITED KINGDOM	POUND	145.55	146.05	146.10	146.15	147.60
MEMO:						
UNITED STATES	DOLLAR	120.91	118.77	118.72	118.26	117.37

*INDEX OF WEIGHTED AVERAGE EXCHANGE VALUE OF U.S. DOLLAR AGAINST CURRENCIES OF OTHER G-10 COUNTRIES. MARCH 1973 = 100. WEIGHTS ARE 1972-76 GLOBAL TRADE OF EACH OF THE 10 COUNTRIES. SERIES REVISED AS OF AUGUST 1978. FOR DESCRIPTION AND BACK DATA, SEE "INDEX OF THE WEIGHTED-AVERAGE EXCHANGE VALUE OF THE U.S. DOLLAR: REVISION" ON PAGE 700 OF THE AUGUST 1978 FEDERAL RESERVE BULLETIN.

*VALUE IS U.S. CENTS