

(516/517)

Selected Interest & Exchange Rates

Weekly Series of Charts

March 3, 1986

**Prepared by the
FINANCIAL MARKETS
SECTION**

**DIVISION OF
INTERNATIONAL FINANCE**

**BOARD OF GOVERNORS
FEDERAL RESERVE SYSTEM
Washington, D.C. 20551**

Table of Contents

TABLES

1. LATEST FIGURES PLOTTED
2. DAILY CERTIFIED SPOT EXCHANGE RATES--
H.10 RELEASE

CHARTS

1. SPOT EXCHANGE RATE INDICES
2. 3-MONTH FORWARD EXCHANGE RATES
3. GOLD PRICE--LONDON
4. CALL MONEY RATES
5. 3-MONTH INTEREST RATES
6. EURO-DOLLAR DEPOSIT RATES
7. SELECTED EURO-DOLLAR AND
U.S. MONEY MARKET RATES
8. INTEREST ARBITRAGE: 3-MONTH FUNDS
9. LONG-TERM GOVERNMENT BOND YIELDS
10. INDUSTRIAL STOCK INDICES

SUBSCRIPTION RATES:

Weekly \$15.00 per year or \$.40 each in the United States, its possessions, Canada, and Mexico; 10 or more of the same issue to one address, \$13.50 per year or \$.35 each. Elsewhere, \$20.00 per year or \$.50 each. Address requests to Publications Services, Division of Administrative Services, and make payment remittance payable to the order of the Board of Governors of the Federal Reserve System in a form collectible at par in U.S. Currency.

CHART 1

SPOT EXCHANGE INDICES

DOLLAR PRICES OF FOREIGN CURRENCIES AND WEIGHTED AVERAGE VALUES (THIN LINE)
AVERAGES FOR WEEK ENDING WEDNESDAY

RATIO SCALE
MARCH 1973=100

RATIO SCALE
MARCH 1973=100

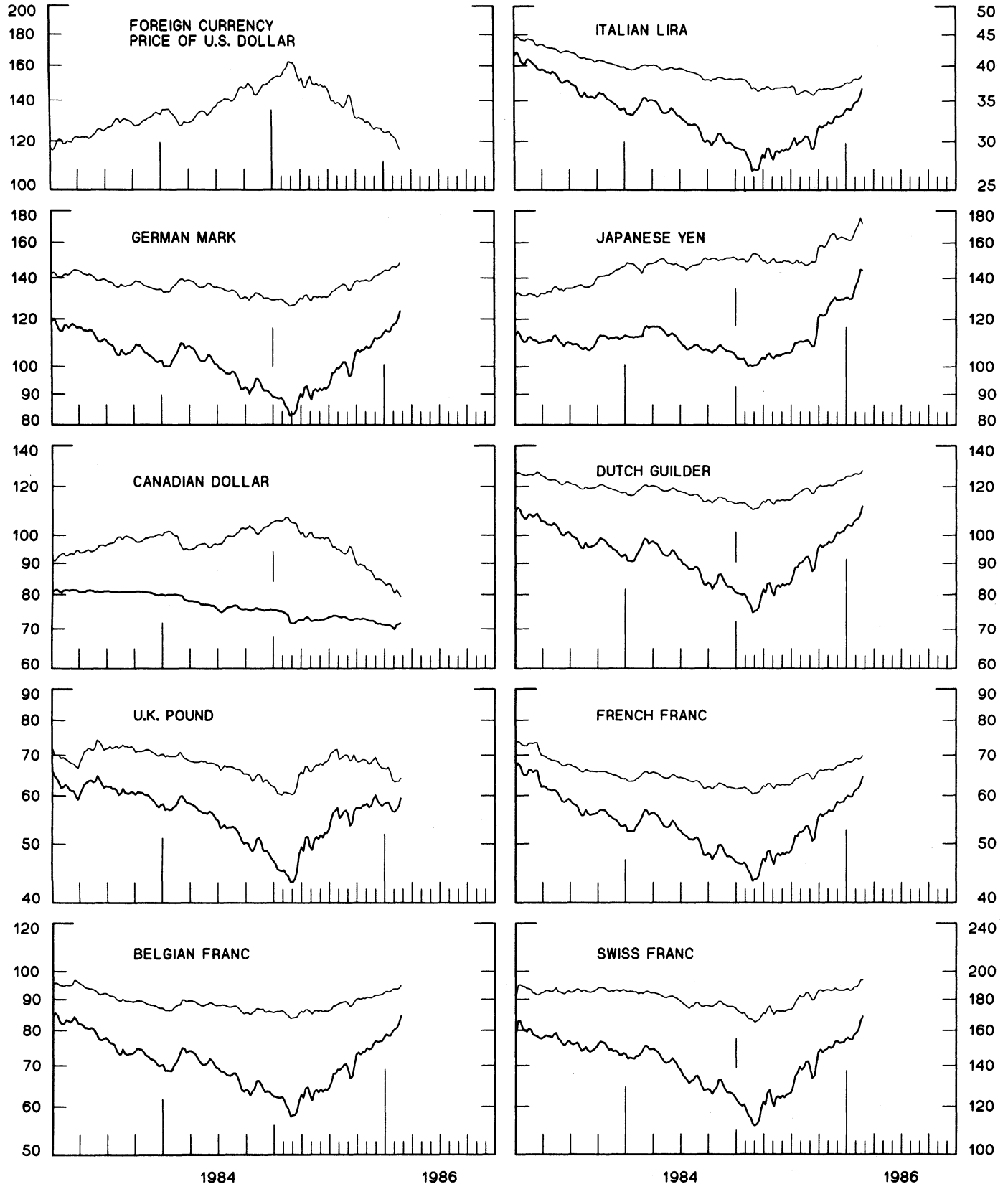


CHART 2
3-MONTH FORWARD EXCHANGE RATES
 PREMIUM (+) OR (-)
 AVERAGES FOR WEEK ENDING WEDNESDAY

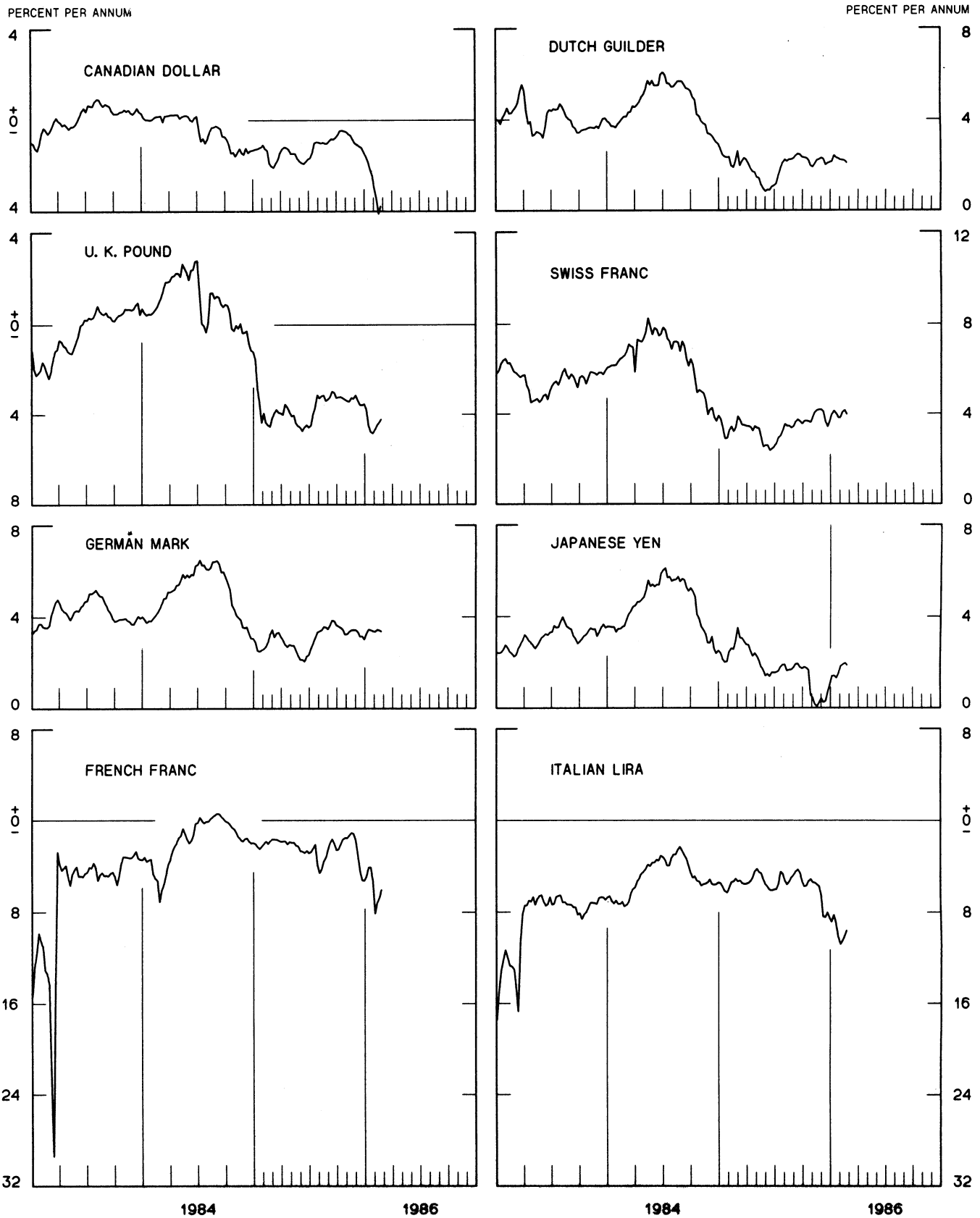


CHART 3
PRICE OF GOLD IN LONDON
AVERAGES FOR WEEK ENDING WEDNESDAY



CHART 4
CALL MONEY RATES
WEEKLY SERIES

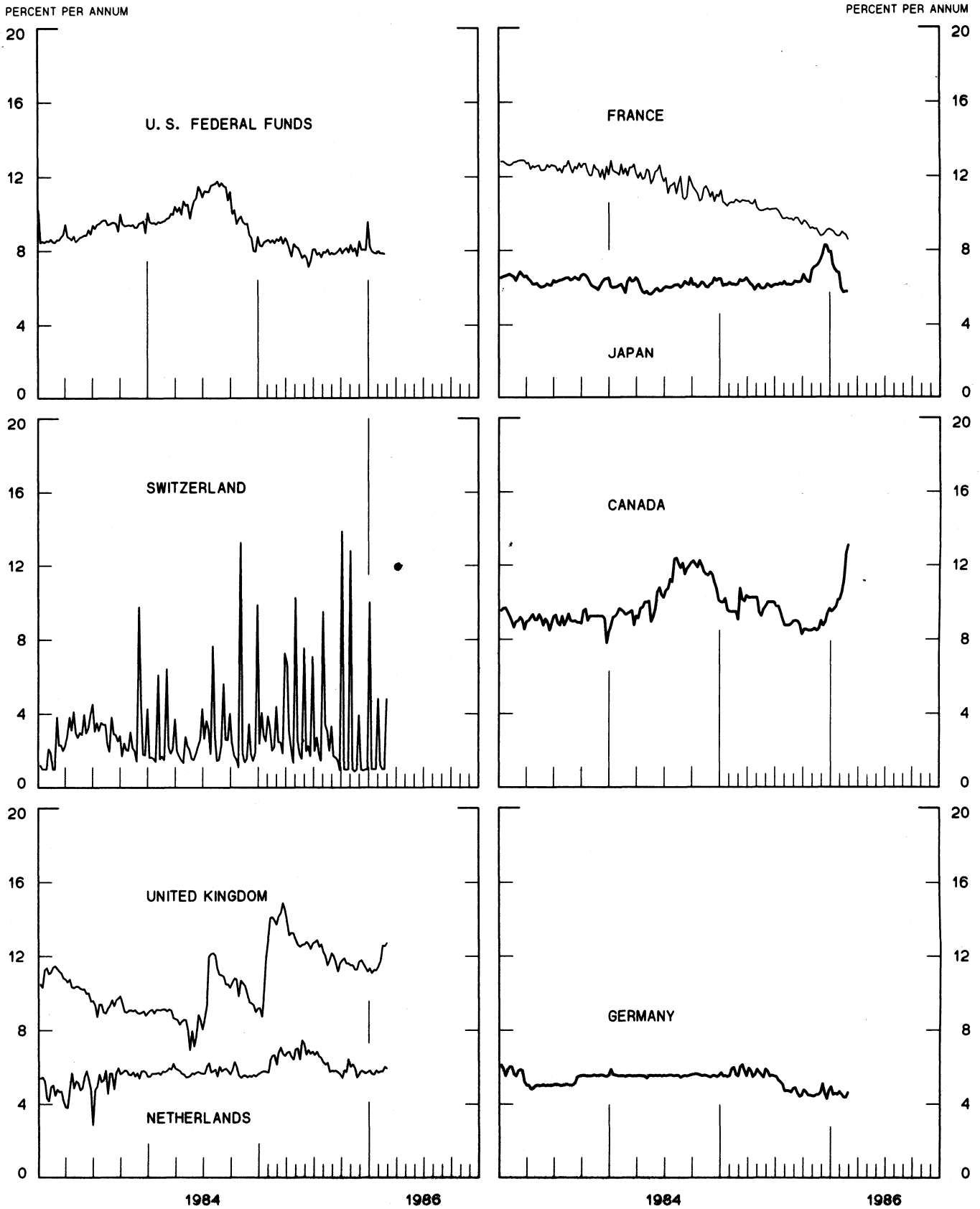


CHART 5
3-MONTH INTEREST RATES
 WEEKLY SERIES

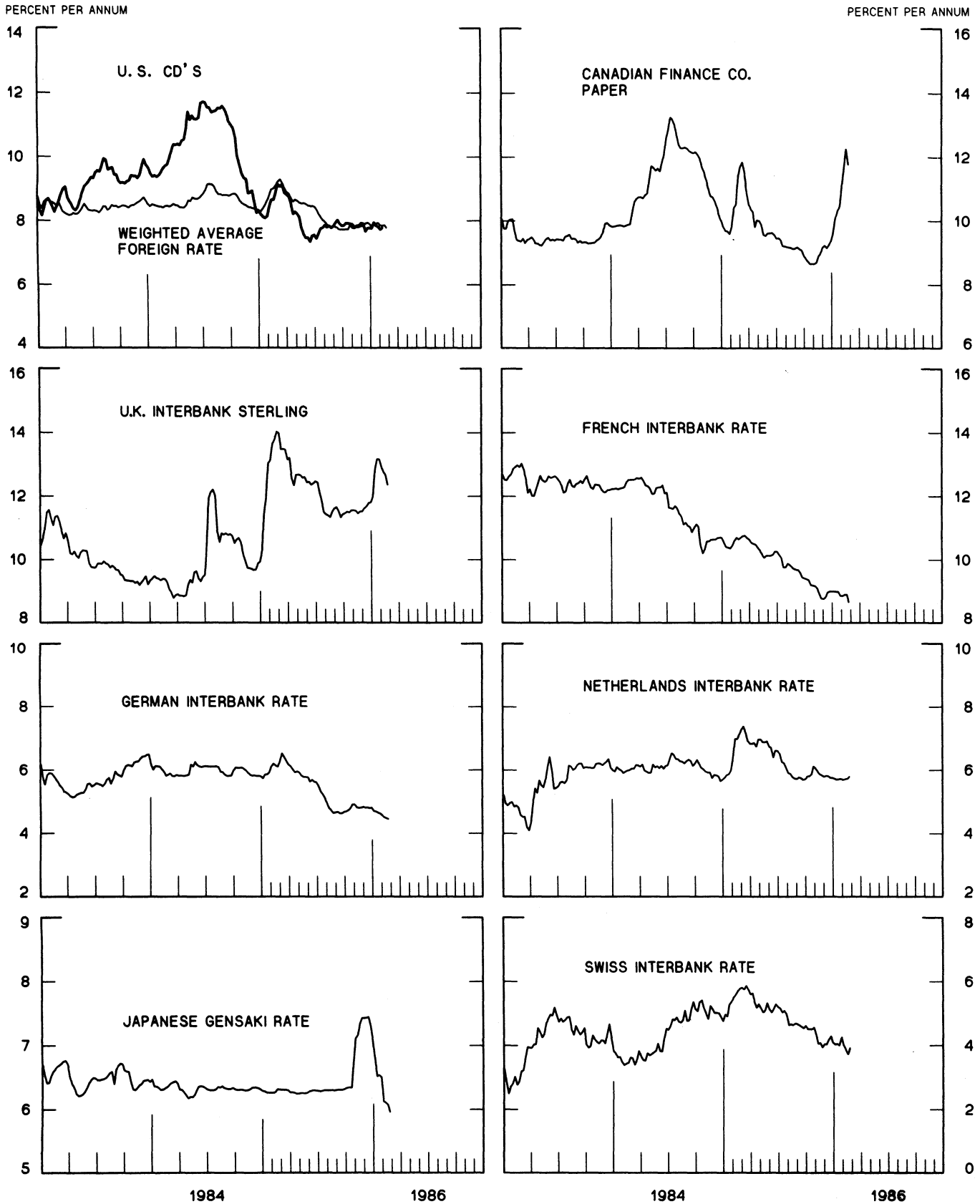


CHART 6
EURO-DOLLAR DEPOSIT RATES LONDON
 AVERAGES FOR WEEK ENDING WEDNESDAY

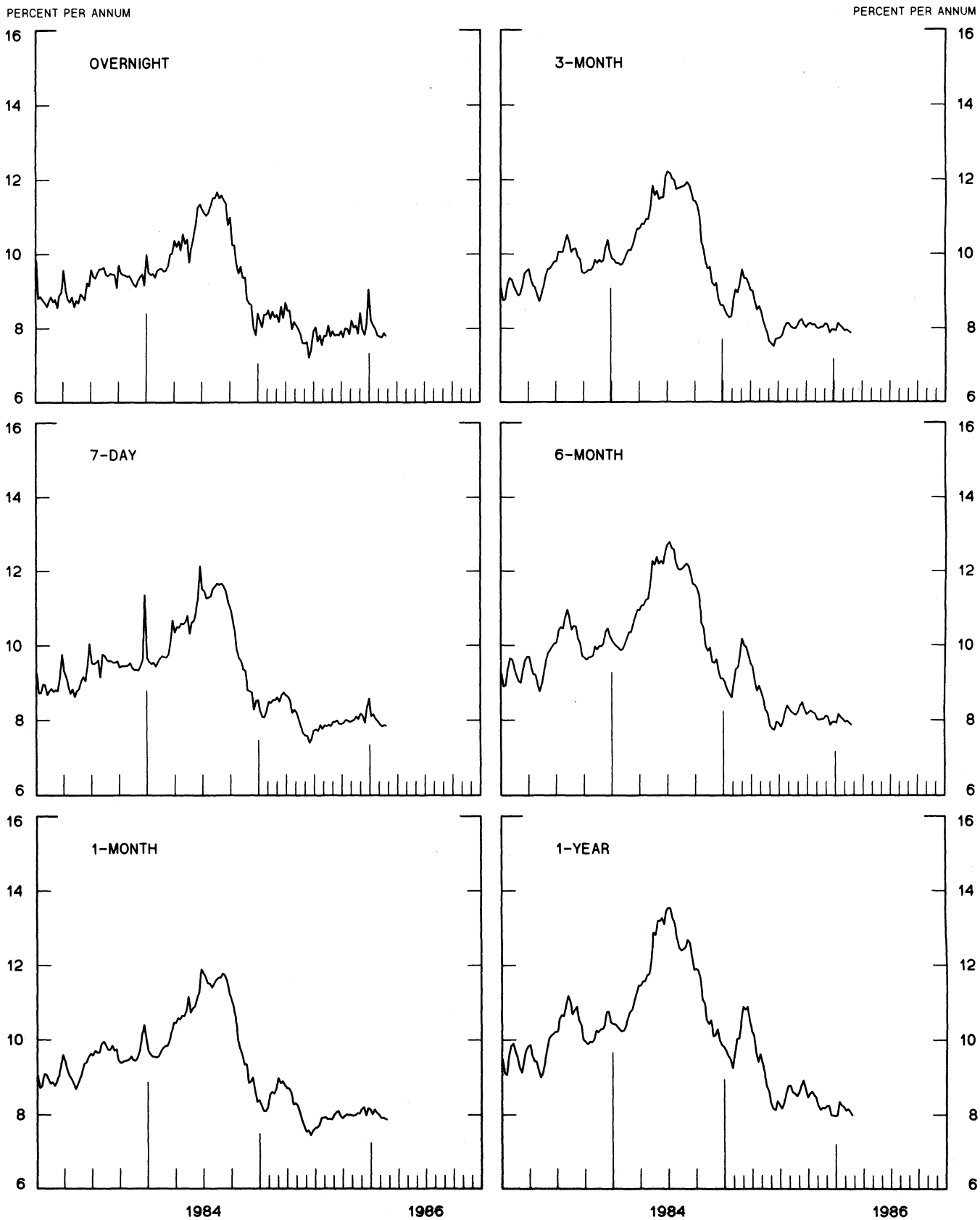
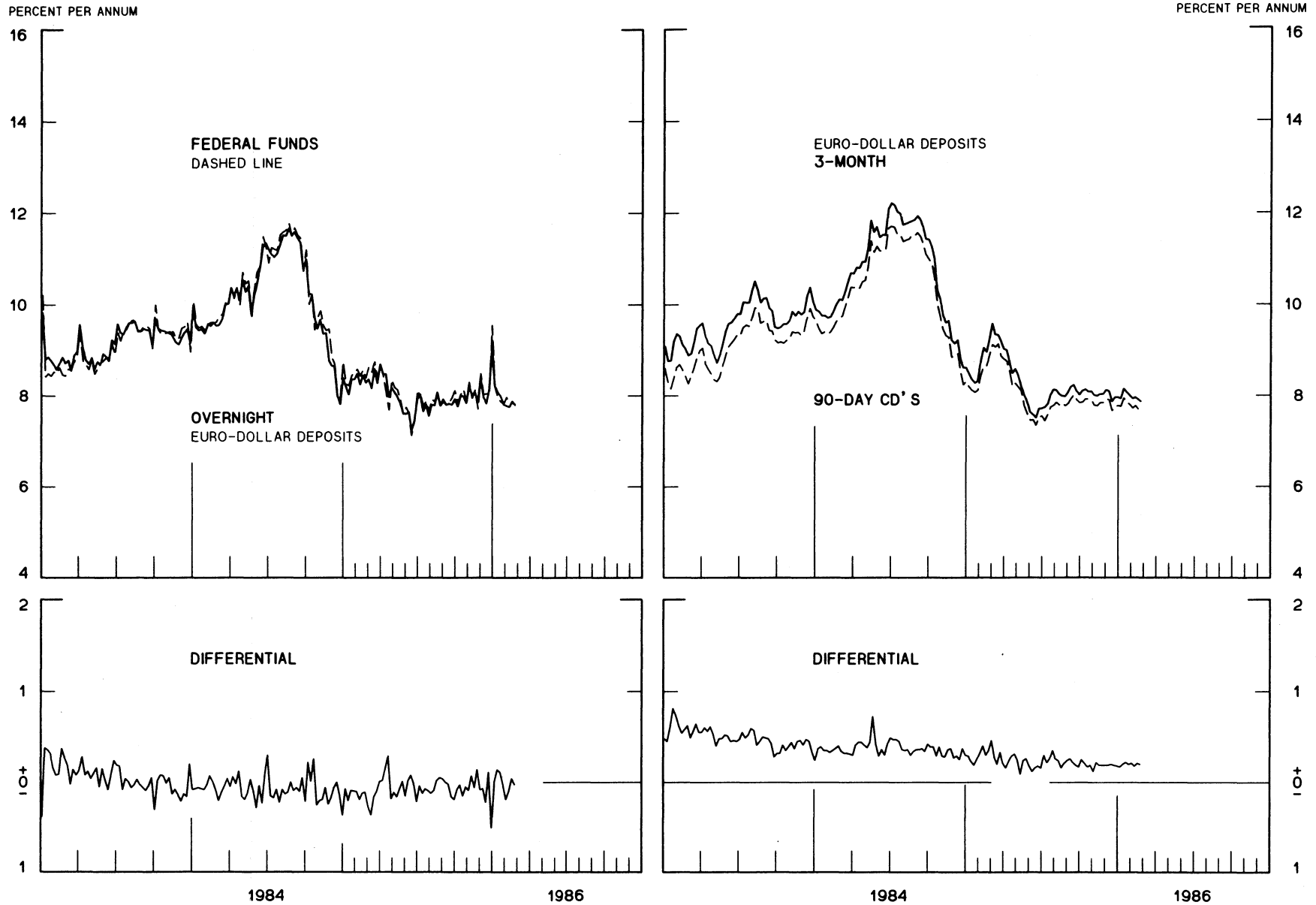


CHART 7
SELECTED EURO-DOLLAR AND U. S. MONEY MARKET RATES

DIFFERENTIAL: PLUS(+), FAVORS BORROWING IN U. S.
 AVERAGES FOR WEEK ENDING WEDNESDAY

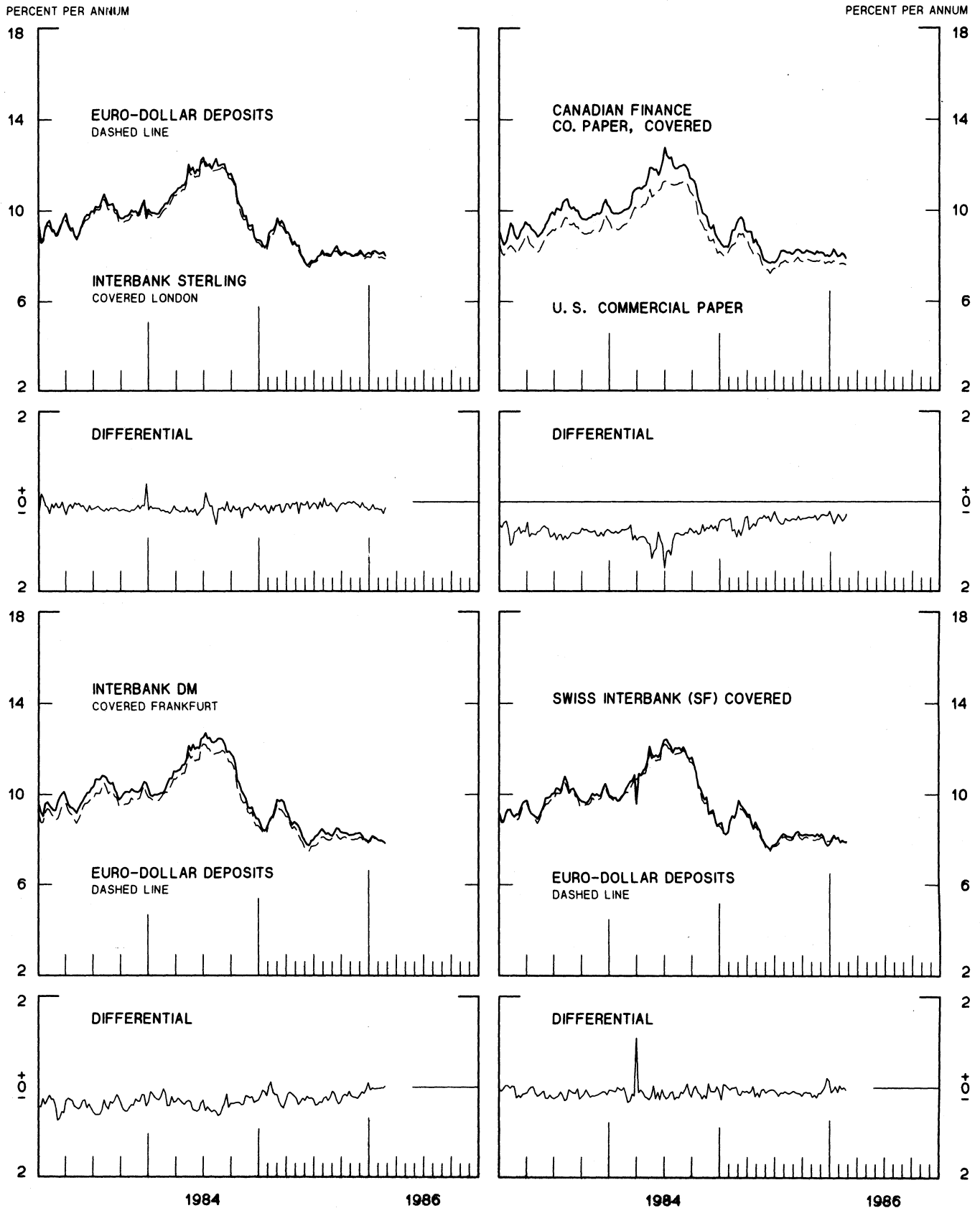


1 PERCENT ON DIFFERENTIAL SCALE = 2 PERCENT ON RATE SCALE

CHART 8

INTEREST ARBITRAGE: 3-MONTH FUNDS

DIFFERENTIAL: PLUS(+), INDICATES FAVOR DOLLAR ASSETS
AVERAGES FOR WEEK ENDING WEDNESDAY



1 PERCENT ON DIFFERENTIAL SCALE = 2 PERCENT ON RATE SCALE

CHART 9
LONG-TERM GOVERNMENT BOND YIELDS
 WEEKLY SERIES

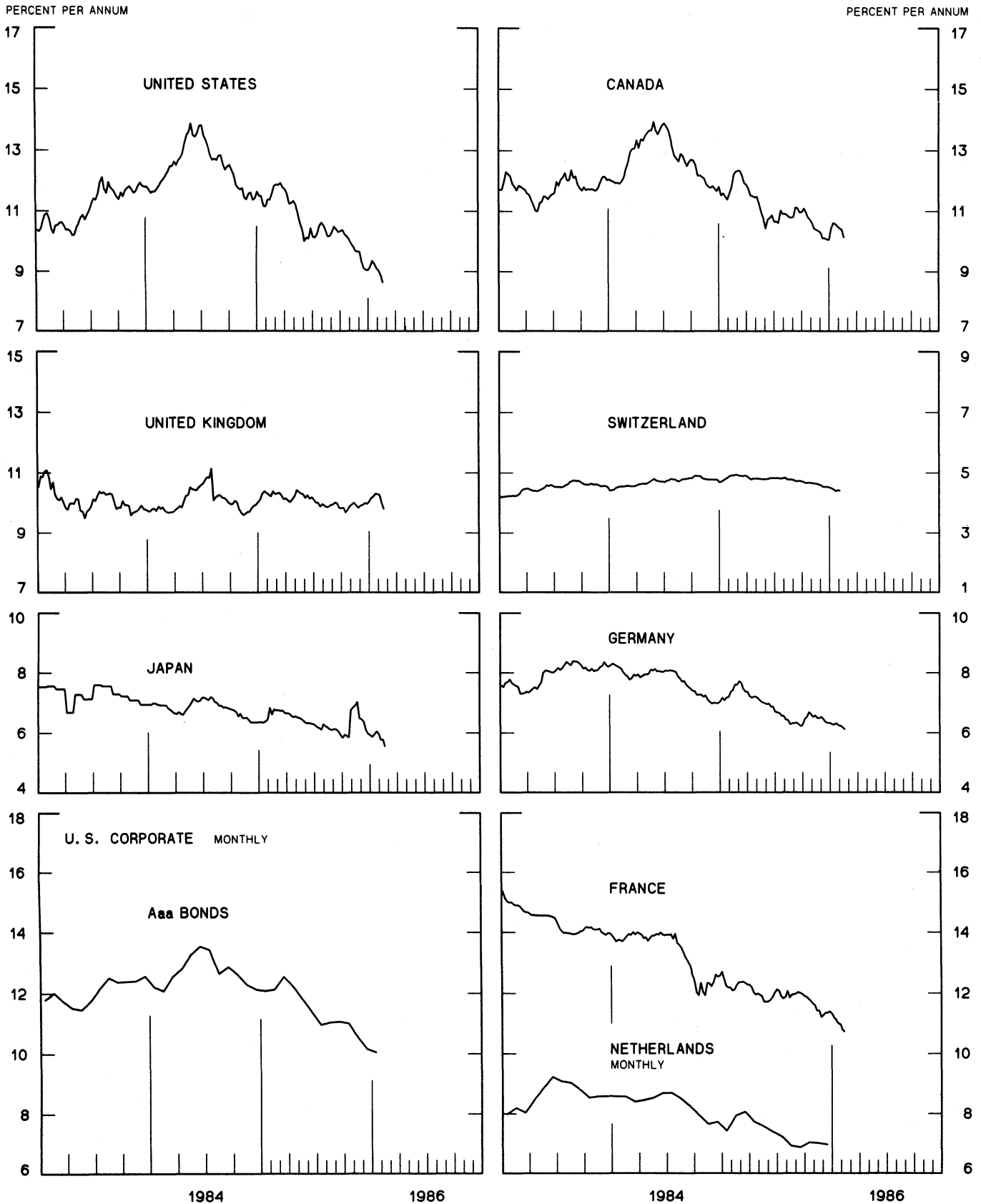
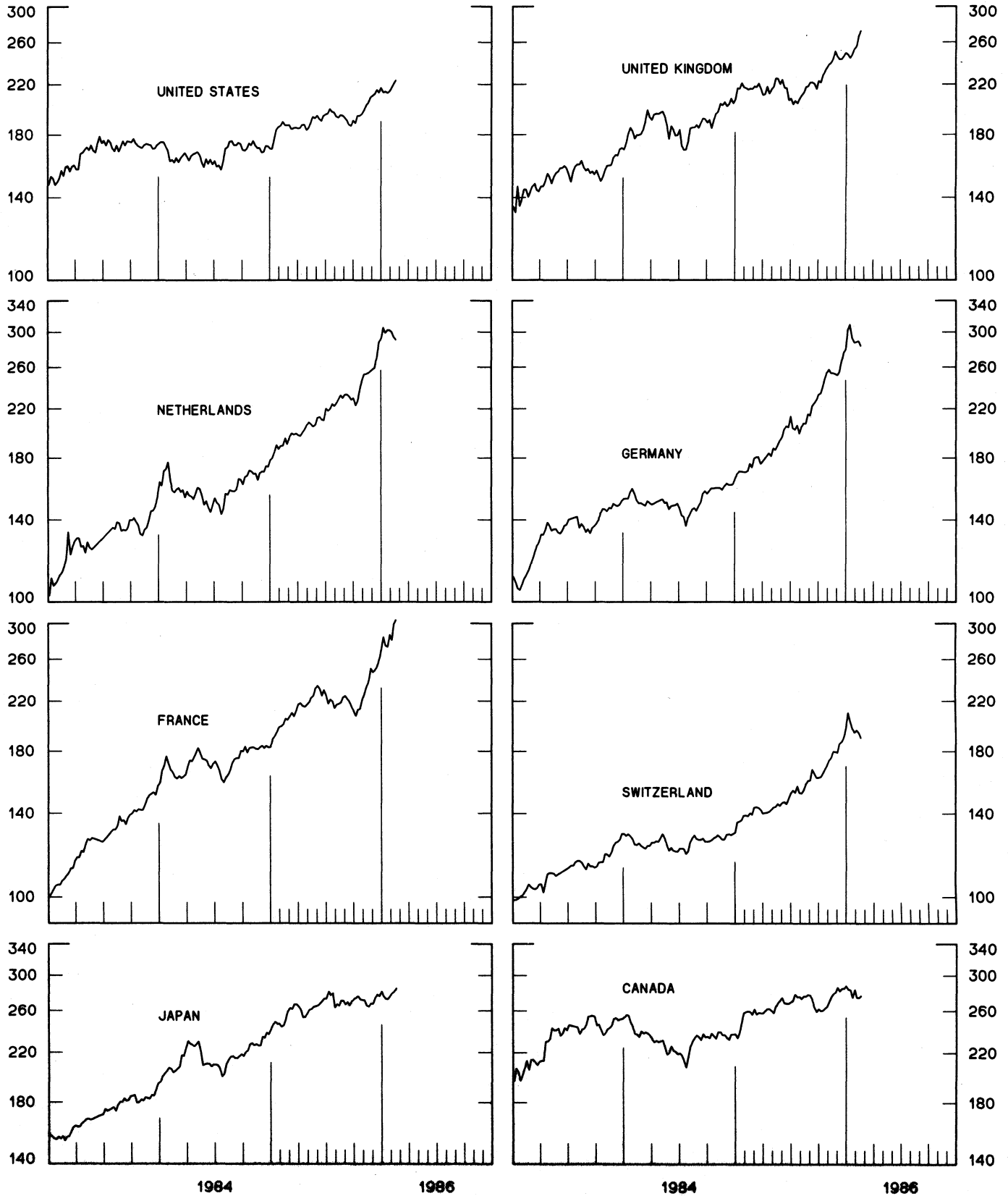


CHART 10
INDUSTRIAL STOCK INDICES
WEEKLY SERIES

RATIO SCALE
1969=100

RATIO SCALE
1969=100



SERIES NAME

LAST VALUE PLOTTED
DATE VALUE

CHART 1. SPOT EXCHANGE RATES AND INDICES

WEEKLY AVERAGES, NOON BUYING RATES (U.S. CENTS)

GERMAN MARK	FEB. 26	43.98
JAPANESE YEN	FEB. 26	0.55047
DUTCH GUILDER	FEB. 26	38.90
U.K. POUND	FEB. 26	146.84
CANADIAN DOLLAR	FEB. 26	71.91
FRENCH FRANC	FEB. 26	14.31
SWISS FRANC	FEB. 26	52.52
BELGIAN FRANC	FEB. 26	2.14719
ITALIAN LIRA	FEB. 26	0.06457
SWEDISH KRONA	FEB. 26	13.75

INDICES, MARCH 1973 BASE RATES = 100

GERMAN MARK	FEB. 26	123.72
JAPANESE YEN	FEB. 26	144.13
DUTCH GUILDER	FEB. 26	111.67
U.K. POUND	FEB. 26	59.39
CANADIAN DOLLAR	FEB. 26	71.67
FRENCH FRANC	FEB. 26	64.48
SWISS FRANC	FEB. 26	168.97
BELGIAN FRANC	FEB. 26	84.61
ITALIAN LIRA	FEB. 26	36.68

WEIGHTED AVERAGE EXCHANGE VALUE INDICES, MAR 1973 = 100
(G-10 COUNTRIES PLUS SWITZERLAND)

U.S. DOLLAR	FEB. 26	116.21
GERMAN MARK	FEB. 26	148.58
JAPANESE YEN	FEB. 26	171.90
DUTCH GUILDER	FEB. 26	127.69
U.K. POUND	FEB. 26	64.11
CANADIAN DOLLAR	FEB. 26	79.33
FRENCH FRANC	FEB. 26	69.95
SWISS FRANC	FEB. 26	193.72
BELGIAN FRANC	FEB. 26	94.98
ITALIAN LIRA	FEB. 26	38.58
SWEDISH KRONA	FEB. 26	67.68

CHART 2. 3-MONTH FORWARD EXCHANGE RATES, PREMIUM OR DISCOUNT

CANADIAN DOLLAR	FEB. 26	-3.77
U.K. POUND	FEB. 26	-4.21
GERMAN MARK	FEB. 26	3.36
FRENCH FRANC	FEB. 26	-6.04
SWISS FRANC	FEB. 26	3.95
DUTCH GUILDER	FEB. 26	2.08
JAPANESE YEN	FEB. 26	1.86
ITALIAN LIRA	FEB. 26	-9.62

SERIES NAME	LAST VALUE PLOTTED	
	DATE	VALUE
CHART 3. GOLD PRICE IN LONDON, AFTERNOON FIXING		
U.S. DOLLARS PER FINE OUNCE	FEB. 26	343.01
CHART 4. CALL MONEY RATES		
U.S. FEDERAL FUNDS	FEB. 26	7.82
OVERNIGHT EURO-DOLLAR DEPOSITS	FEB. 26	7.79
U.K.	FEB. 26	12.70
CANADA	FEB. 26	13.10
GERMANY	FEB. 26	4.63
JAPAN	FEB. 26	5.76
FRANCE	FEB. 26	8.55
NETHERLANDS	FEB. 26	5.90
SWITZERLAND	FEB. 26	4.80
CHART 5. 3-MONTH INTEREST RATES		
U.S. 90-DAY CD'S, SECONDARY MARKET	FEB. 26	7.66
GERMAN INTERBANK LOAN	FEB. 26	4.44
JAPANESE GENSAKI RATE	FEB. 26	5.96
CANADIAN FINANCE PAPER	FEB. 26	11.77
INTERBANK STERLING	FEB. 26	12.34
SWISS INTERBANK LOAN	FEB. 26	3.92
FRENCH INTERBANK RATE	FEB. 26	8.65
NETHERLANDS INTERBANK RATE	FEB. 26	5.79
WEIGHTED AVERAGE FOREIGN INTEREST RATE (G-10 COUNTRIES PLUS SWITZERLAND)	FEB. 26	7.77
CHART 6. EURO-DOLLAR DEPOSIT RATES: LONDON		
OVERNIGHT	FEB. 26	7.79
7-DAY	FEB. 26	7.85
1-MONTH	FEB. 26	7.86
3-MONTH	FEB. 26	7.86
6-MONTH	FEB. 26	7.86
1-YEAR	FEB. 26	7.98
CHART 7. SELECTED EURO-DOLLAR AND U.S. MONEY MARKET RATES		
OVERNIGHT EURO-DOLLAR DEPOSITS	FEB. 26	7.79
U.S. FEDERAL FUNDS	FEB. 26	7.82
DIFFERENTIAL	FEB. 26	-0.03
3-MONTH EURO-DOLLAR DEPOSIT RATE	FEB. 26	7.86
U.S. 90-DAY CD'S, SECONDARY MARKET	FEB. 26	7.66
DIFFERENTIAL	FEB. 26	0.20

SERIES NAME

LAST VALUE PLOTT
DATE VALUE

CHART 8. INTEREST ARBITRAGE, 3-MONTH FUNDS

EURO-DOLLAR DEPOSIT	FEB. 26	7.86
INTERBANK STERLING (LONDON), COVERED	FEB. 26	8.00
DIFFERENTIAL	FEB. 26	-0.13
U.S. COMMERCIAL PAPER	FEB. 26	7.61
CANADIAN FINANCE PAPER, COVERED	FEB. 26	7.88
DIFFERENTIAL	FEB. 26	-0.28
EURO-DOLLAR DEPOSIT	FEB. 26	7.86
INTERBANK DM (FRANKFURT), COVERED	FEB. 26	7.84
DIFFERENTIAL	FEB. 26	0.02
EURO-DOLLAR DEPOSIT	FEB. 26	7.86
SWISS INTERBANK, COVERED	FEB. 26	7.91
DIFFERENTIAL	FEB. 26	-0.05

CHART 9. LONG TERM GOVERNMENT BOND YIELDS

UNITED STATES	FEB. 21	8.62
GERMANY	FEB. 21	6.10
JAPAN (MONTHLY)	JAN.	6.29
SWITZERLAND	FEB. 7	4.41
CANADA	FEB. 21	10.12
FRANCE	FEB. 14	10.73
NETHERLANDS (MONTHLY)	DEC.	6.96
UNITED KINGDOM	FEB. 21	9.79

U.S. CORPORATE

AAA BONDS	JAN.	10.05
-----------	------	-------

CHART 10. STOCK INDICES

UNITED STATES	FEB. 19	223.63
UNITED KINGDOM	FEB. 19	271.54
CANADA	FEB. 19	276.40
GERMANY	FEB. 19	282.27
SWITZERLAND	FEB. 19	189.60
NETHERLANDS	FEB. 19	290.06
FRANCE	FEB. 19	304.49
JAPAN	FEB. 19	284.42

FEDERAL RESERVE statistical release



H.10 (512)

FEBRUARY 28, 1986

FOREIGN EXCHANGE RATES

FOR THE WEEK ENDING FEBRUARY 28, 1986

The Board of Governors of the Federal Reserve System is advised that the Federal Reserve Bank of New York has certified for customs purposes the following noon buying rates in New York City for cable transfers payable in foreign currencies:

COUNTRY	MONETARY UNIT	(CURRENCY UNITS PER DOLLAR)				
		FEB. 24	FEB. 25	FEB. 26	FEB. 27	FEB. 28
*AUSTRALIA	DOLLAR	70.39	70.83	70.86	69.70	69.93
AUSTRIA	SCHILLING	16.050	15.780	15.670	15.610	15.680
BELGIUM	FRANC	46.810	46.010	45.610	45.530	45.800
BRAZIL	CRUZEIRO	13475.00	13570.00	13660.00	13750.00	13840.00
CANADA	DOLLAR	1.3878	1.3925	1.3951	1.4100	1.4230
CHINA, P. R.	YUAN	3.2159	3.2159	3.2159	3.2159	3.2159
DENMARK	KRONE	8.4425	8.3000	8.2410	8.1900	8.2500
FINLAND	MARKKA	5.1630	5.0860	5.0675	5.0325	5.1000
FRANCE	FRANC	7.0150	6.9050	6.8500	6.8300	6.8655
GERMANY	D. MARK	2.2825	2.2450	2.2275	2.2220	2.2308
GREECE	DRACHMA	141.300	139.200	138.300	137.800	138.300
HONG KONG	DOLLAR	7.8030	7.8020	7.7990	7.8005	7.8050
INDIA	RUPEE	12.2600	12.1200	12.1300	12.1400	12.2700
*IRELAND	POUND	132.25	134.60	135.60	136.10	135.35
ITALY	LIRA	1556.00	1529.50	1518.00	1517.00	1522.00
JAPAN	YEN	182.15	180.95	181.15	180.15	180.55
MALAYSIA	RINGGIT	2.4750	2.4735	2.4820	2.4850	2.4930
MEXICO	PESO	NA	NA	NA	NA	NA
NETHERLANDS	GUILDER	2.5825	2.5415	2.5165	2.5125	2.5185
*NEW ZEALAND	DOLLAR	52.500	52.850	53.020	51.800	52.300
NORWAY	KRONE	7.1530	7.0275	6.9780	6.9700	7.0325
PORTUGAL	ESCUDO	150.100	148.400	147.500	146.900	147.600
SINGAPORE	DOLLAR	2.1465	2.1410	2.1480	2.1565	NA
*SOUTH AFRICA	RAND	50.05	50.55	50.43	50.40	50.35
SOUTH KOREA	WON	887.60	887.20	886.80	886.50	886.10
SPAIN	PESETA	144.000	141.600	143.080	140.430	147.600
SRI LANKA	RUPEE	27.600	27.602	27.602	27.595	27.598
SWEDEN	KRONA	7.2920	7.2040	7.1725	7.1550	7.2005
SWITZERLAND	FRANC	1.9020	1.8855	1.8805	1.8760	1.8880
TAIWAN	DOLLAR	39.000	NA	39.060	39.100	39.140
THAILAND	BAHT	26.450	26.410	26.420	26.380	26.370
*UNITED KINGDOM	POUND	146.30	149.20	148.90	148.15	144.60
MEMO:						
*UNITED STATES	DOLLAR	116.57	115.04	114.52	114.46	115.25

*INDEX OF WEIGHTED AVERAGE EXCHANGE VALUE OF U.S. DOLLAR AGAINST CURRENCIES OF OTHER G-10 COUNTRIES. MARCH 1973 = 100. WEIGHTS ARE 1972-76 GLOBAL TRADE OF EACH OF THE 10 COUNTRIES. SERIES REVISED AS OF AUGUST 1978. FOR DESCRIPTION AND BACK DATA, SEE "INDEX OF THE WEIGHTED-AVERAGE EXCHANGE VALUE OF THE U.S. DOLLAR: REVISION" ON PAGE 700 OF THE AUGUST 1978 FEDERAL RESERVE BULLETIN.

*VALUE IS U.S. CENTS