

H.13

(516/517)

---

# Selected Interest & Exchange Rates

## Weekly Series of Charts

**January 13, 1986**

**Prepared by the  
FINANCIAL MARKETS  
SECTION**

**DIVISION OF  
INTERNATIONAL FINANCE**

**BOARD OF GOVERNORS  
FEDERAL RESERVE SYSTEM  
Washington, D.C. 20551**

---

# Table of Contents

## **TABLES**

1. LATEST FIGURES PLOTTED
2. DAILY CERTIFIED SPOT EXCHANGE RATES--H.10 RELEASE

## **CHARTS**

1. SPOT EXCHANGE RATE INDICES
2. 3-MONTH FORWARD EXCHANGE RATES
3. GOLD PRICE--LONDON
4. CALL MONEY RATES
5. 3-MONTH INTEREST RATES
6. EURO-DOLLAR DEPOSIT RATES
7. SELECTED EURO-DOLLAR AND U.S. MONEY MARKET RATES
8. INTEREST ARBITRAGE: 3-MONTH FUNDS
9. LONG-TERM GOVERNMENT BOND YIELDS
10. INDUSTRIAL STOCK INDICES

## **SUBSCRIPTION RATES:**

Weekly \$15.00 per year or \$.40 each in the United States, its possessions, Canada, and Mexico; 10 or more of the same issue to one address, \$13.50 per year or \$.35 each. Elsewhere, \$20.00 per year or \$.50 each. Address requests to Publications Services, Division of Administrative Services, and make payment remittance payable to the order of the Board of Governors of the Federal Reserve System in a form collectible at par in U.S. Currency.

CHART 1

# SPOT EXCHANGE INDICES

DOLLAR PRICES OF FOREIGN CURRENCIES AND WEIGHTED AVERAGE VALUES (THIN LINE)  
AVERAGES FOR WEEK ENDING WEDNESDAY

RATIO SCALE  
MARCH 1973=100

RATIO SCALE  
MARCH 1973=100

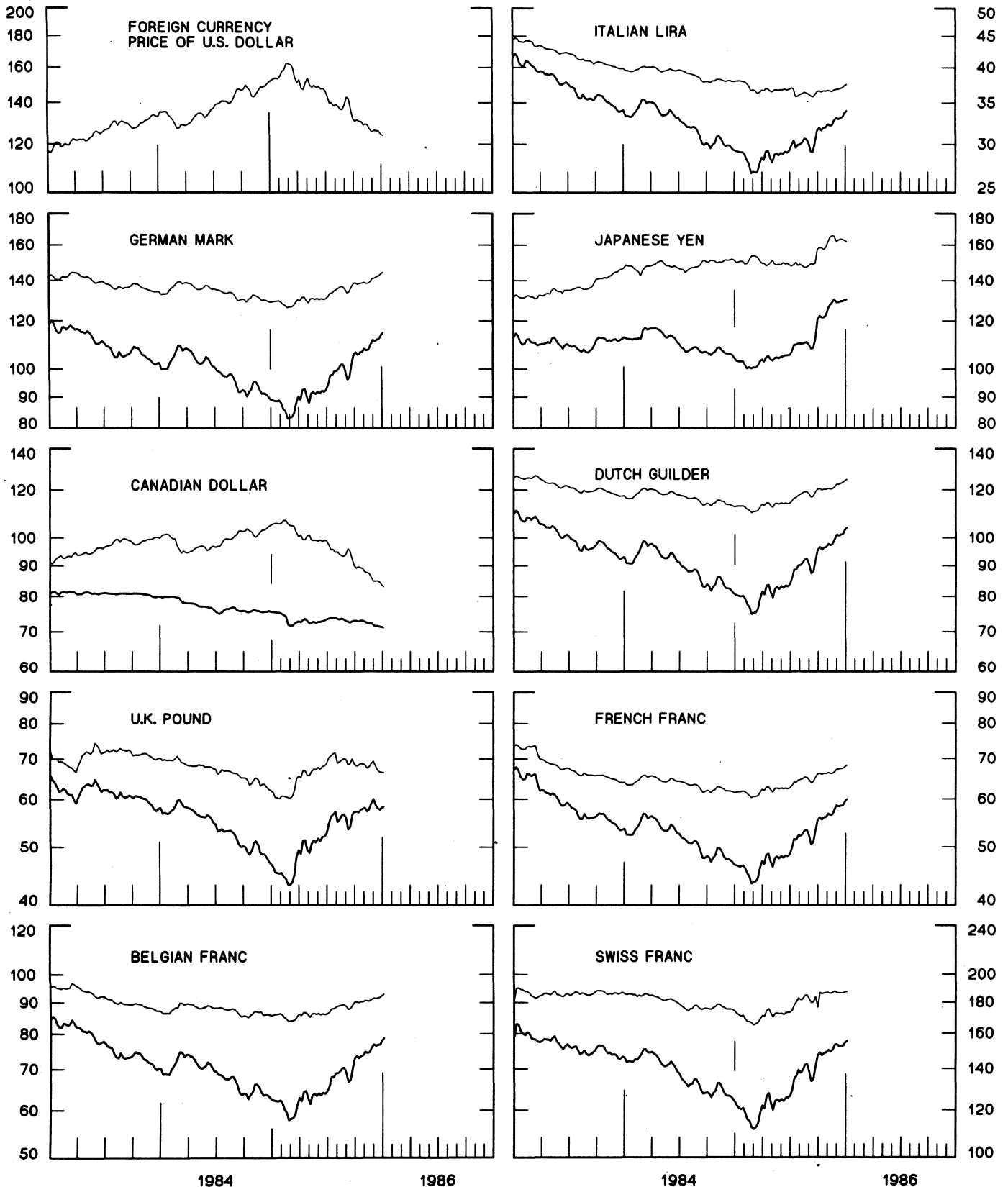


CHART 2  
**3-MONTH FORWARD EXCHANGE RATES**

PREMIUM (+) OR (-)  
 AVERAGES FOR WEEK ENDING WEDNESDAY

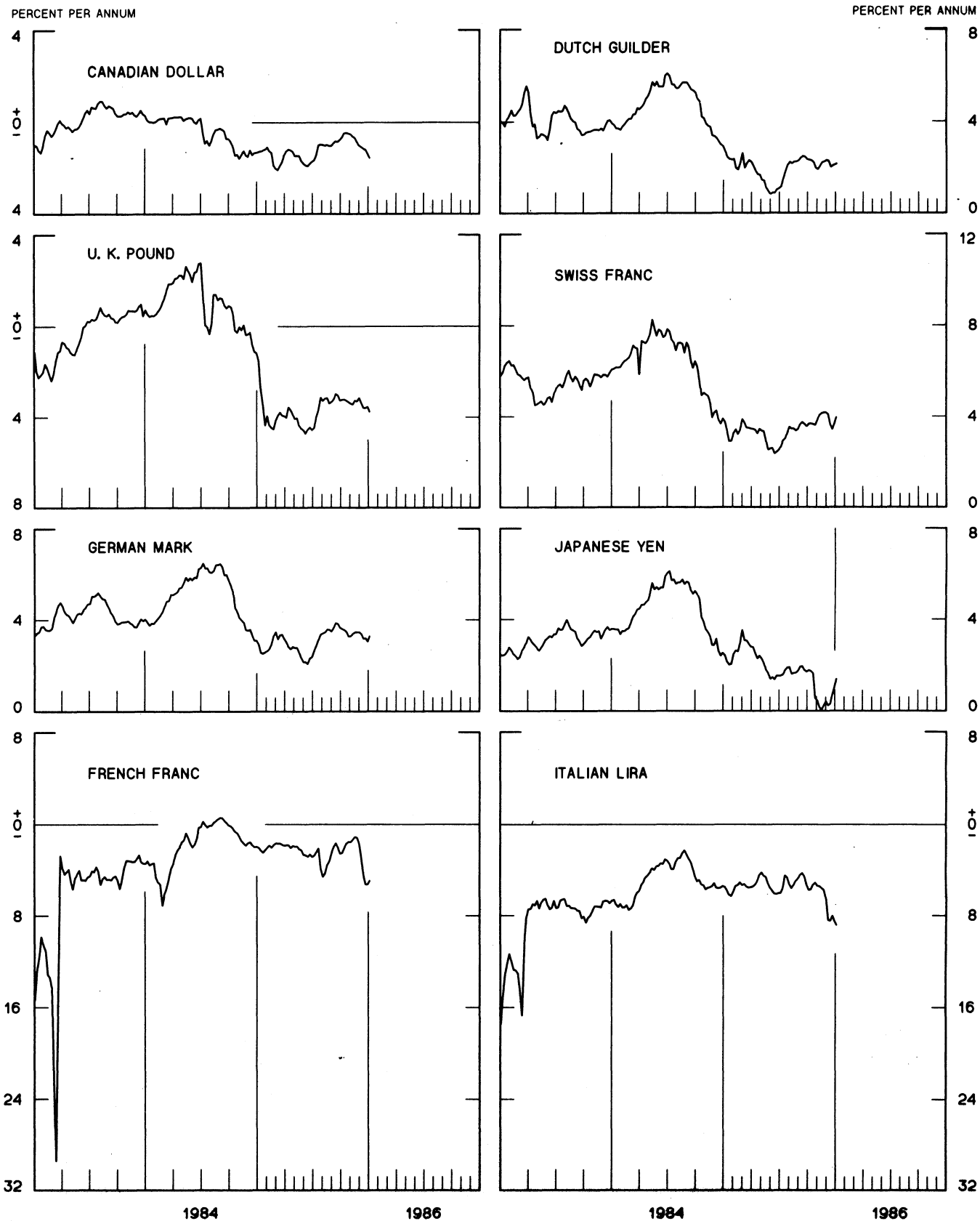


CHART 3  
PRICE OF GOLD IN LONDON  
AVERAGES FOR WEEK ENDING WEDNESDAY

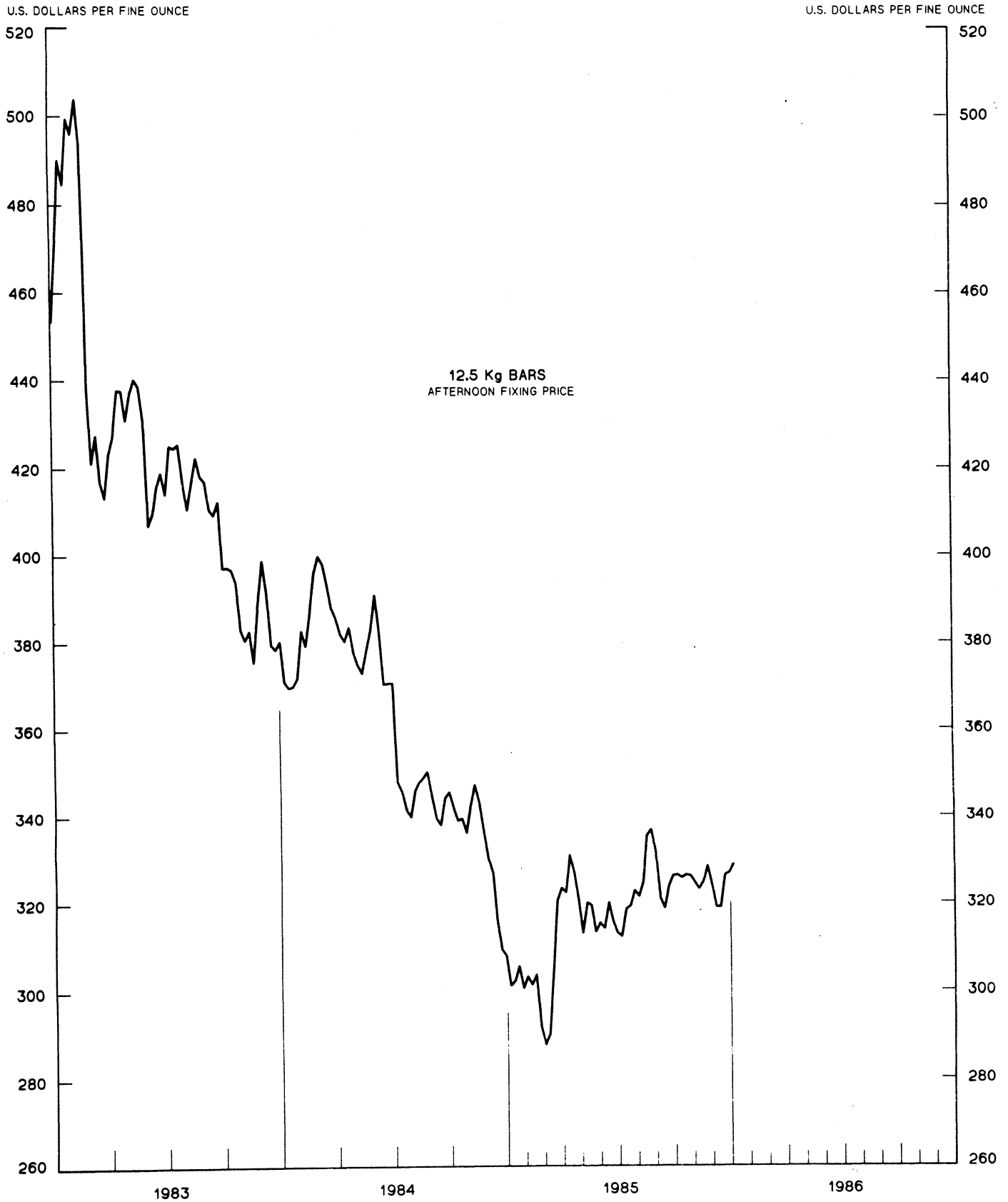


CHART 4  
**CALL MONEY RATES**  
 WEEKLY SERIES

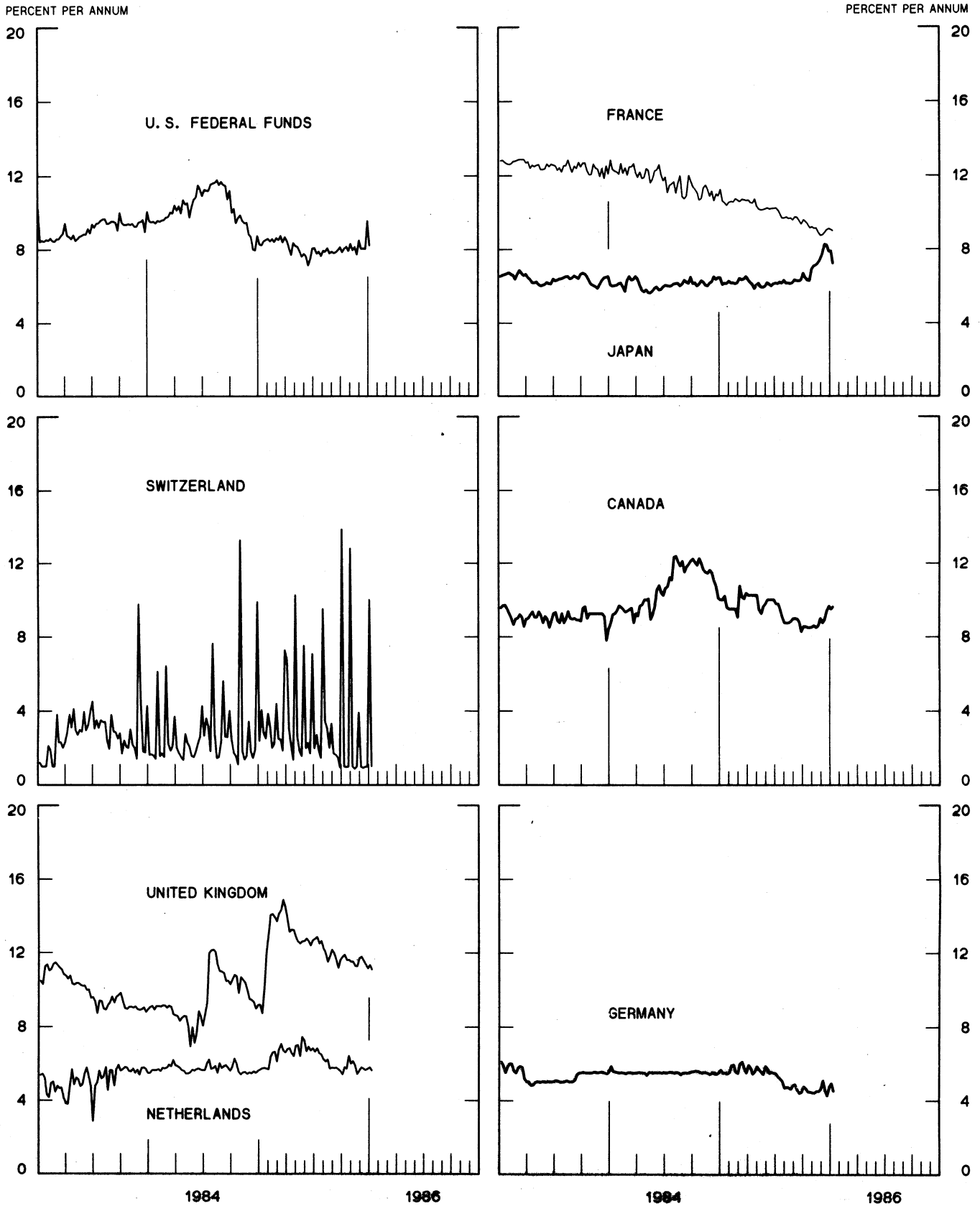
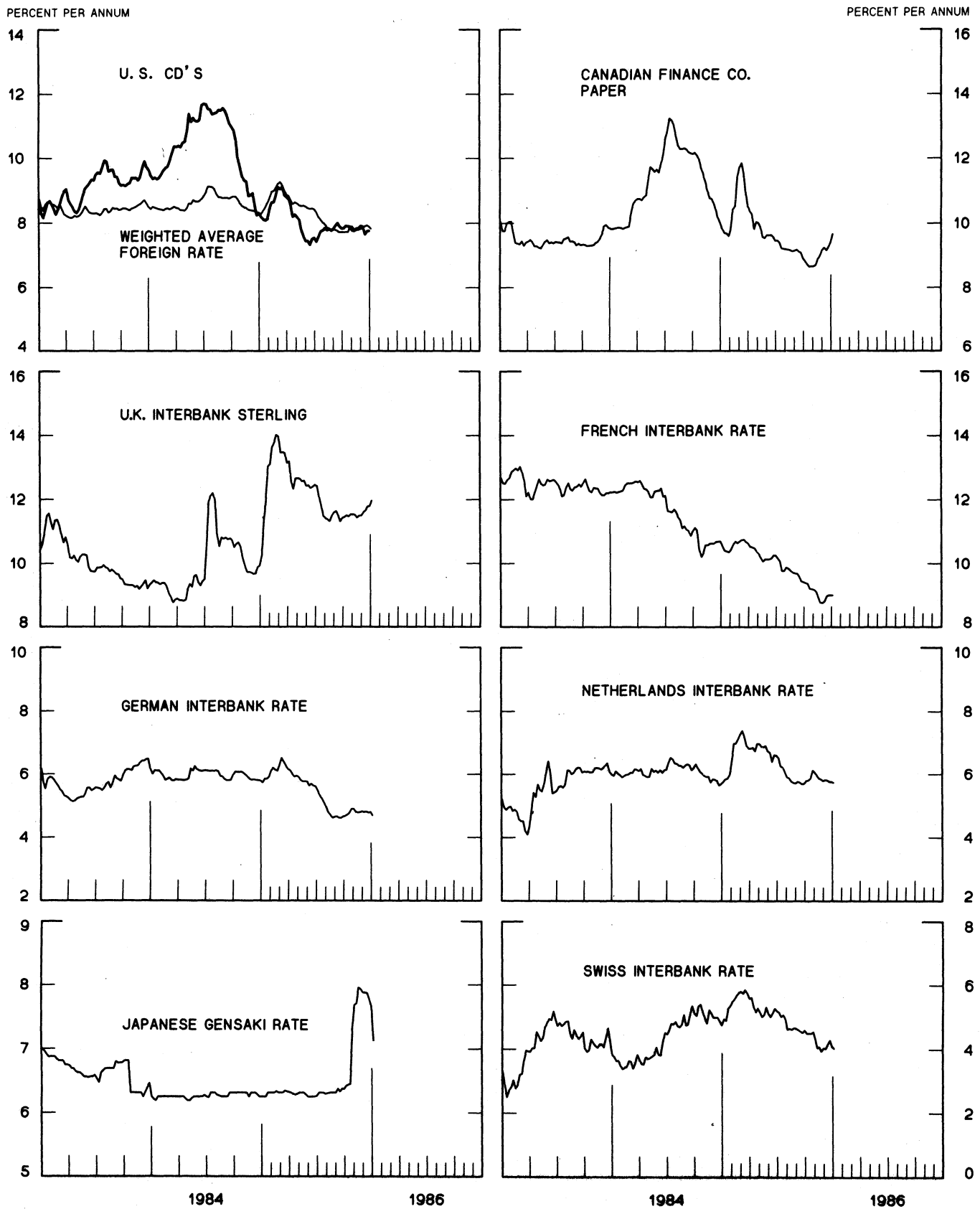


CHART 5  
**3-MONTH INTEREST RATES**  
 WEEKLY SERIES



# EURO-DOLLAR DEPOSIT RATES LONDON

AVERAGES FOR WEEK ENDING WEDNESDAY

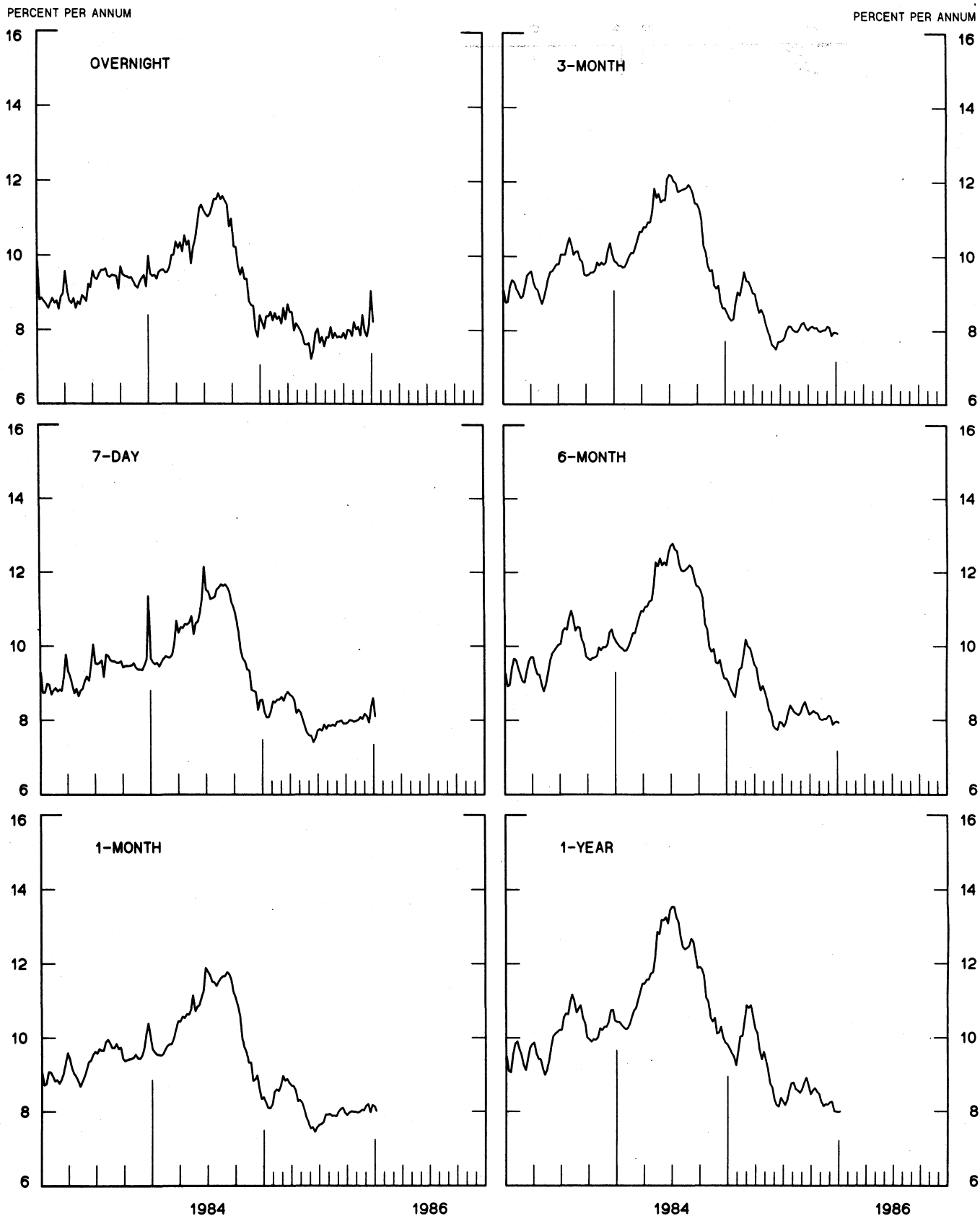
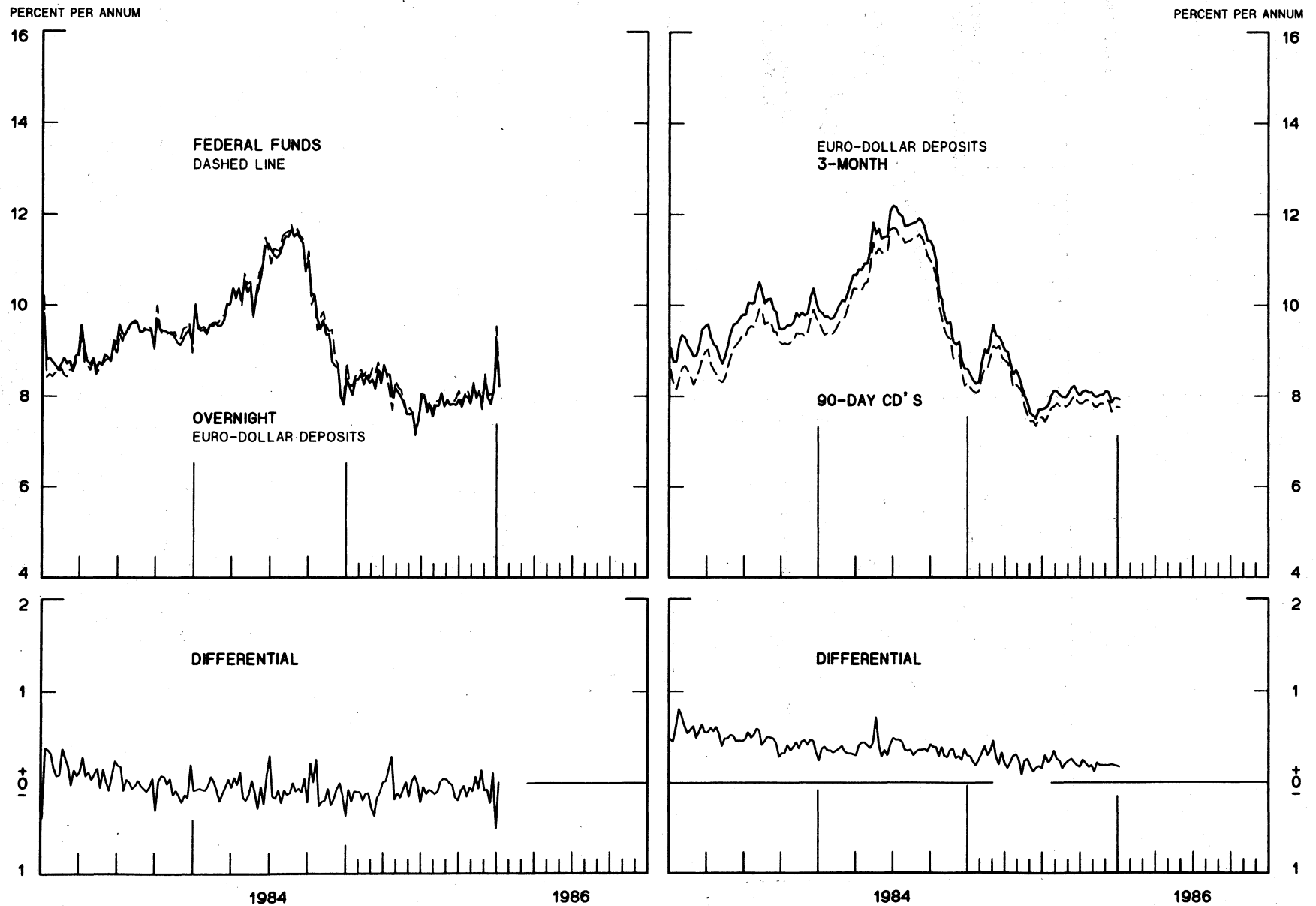




CHART 7  
**SELECTED EURO-DOLLAR AND U. S. MONEY MARKET RATES**

DIFFERENTIAL: PLUS(+), FAVORS BORROWING IN U. S.  
 AVERAGES FOR WEEK ENDING WEDNESDAY

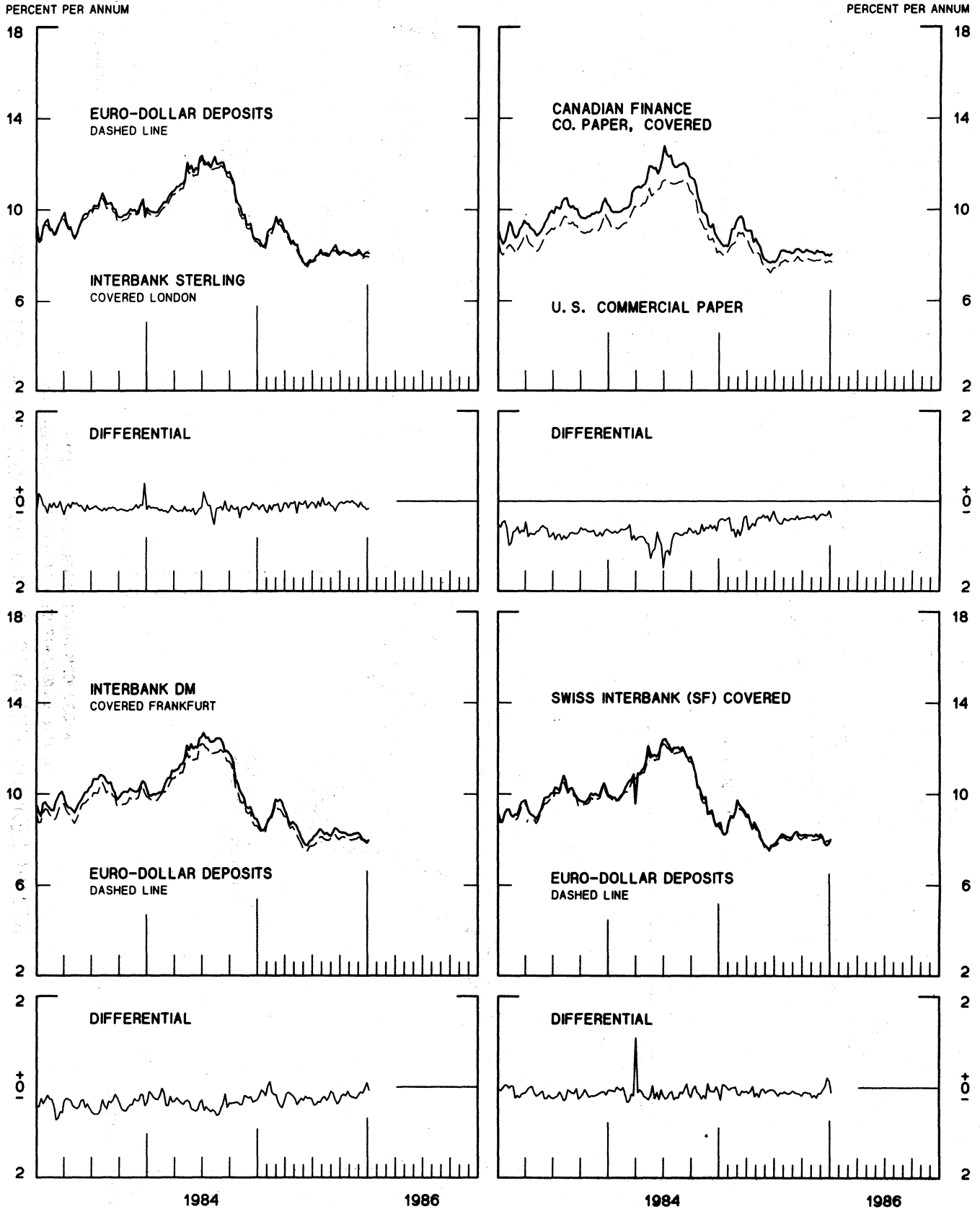


1 PERCENT ON DIFFERENTIAL SCALE = 2 PERCENT ON RATE SCALE

CHART 8

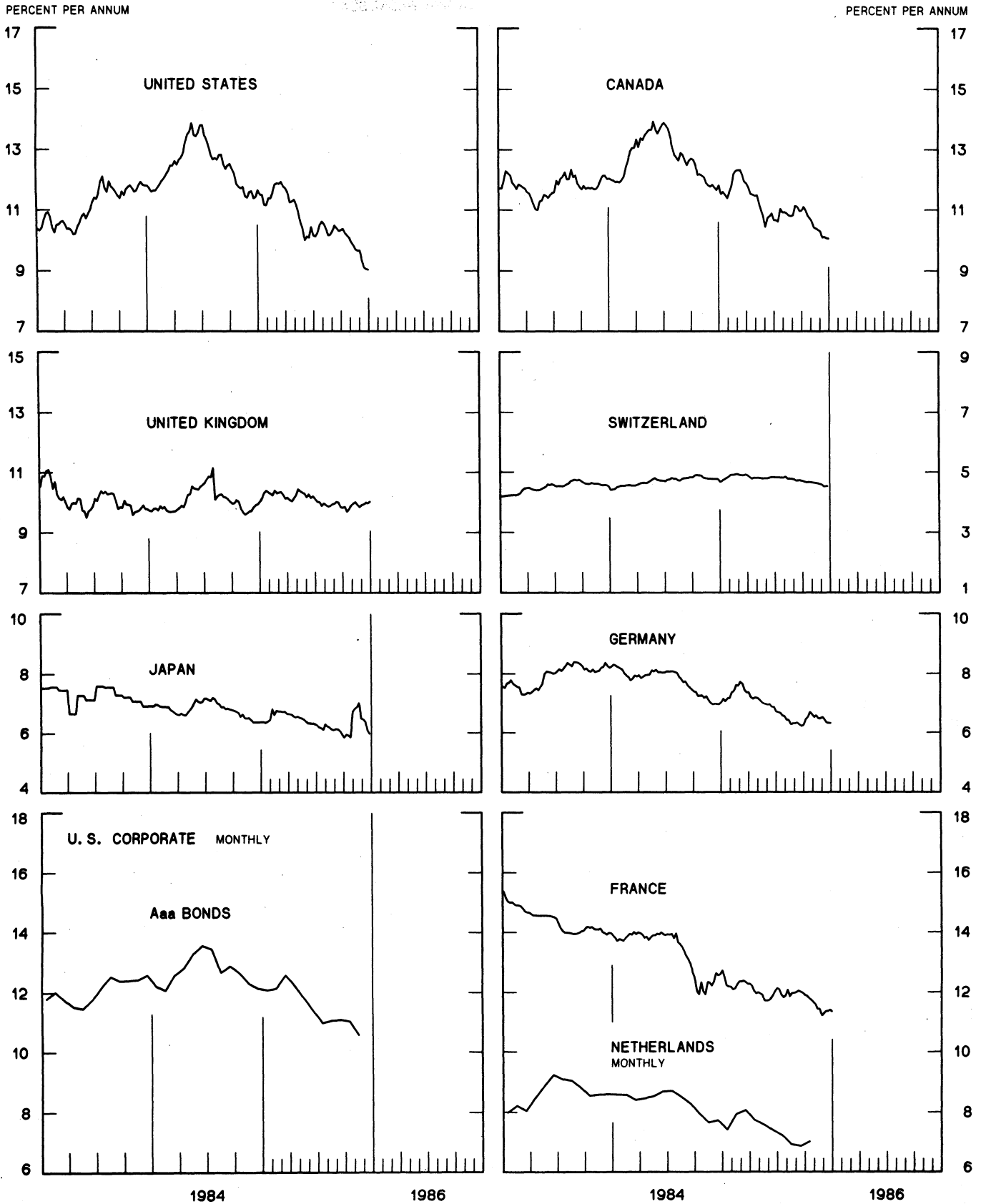
# INTEREST ARBITRAGE: 3-MONTH FUNDS

DIFFERENTIAL: PLUS(+), INDICATES FAVOR DOLLAR ASSETS  
AVERAGES FOR WEEK ENDING WEDNESDAY



1 PERCENT ON DIFFERENTIAL SCALE = 2 PERCENT ON RATE SCALE

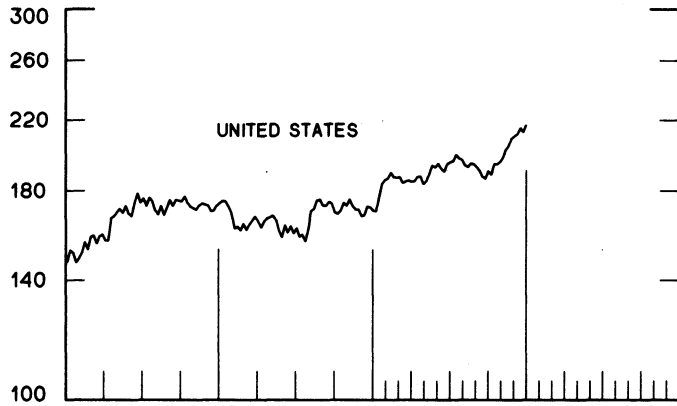
CHART 9  
**LONG-TERM GOVERNMENT BOND YIELDS**  
 WEEKLY SERIES



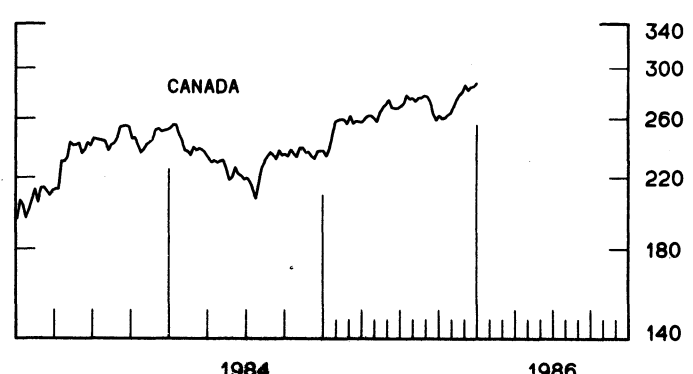
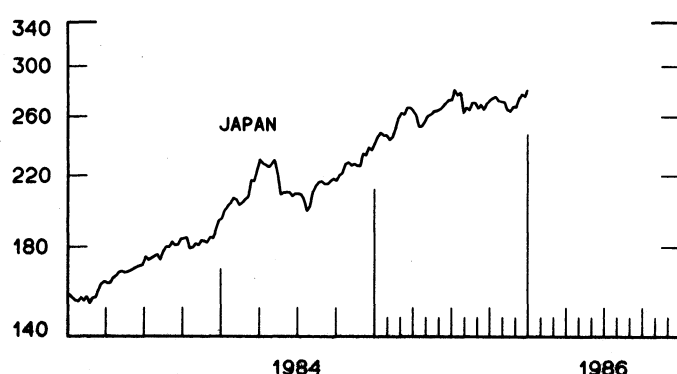
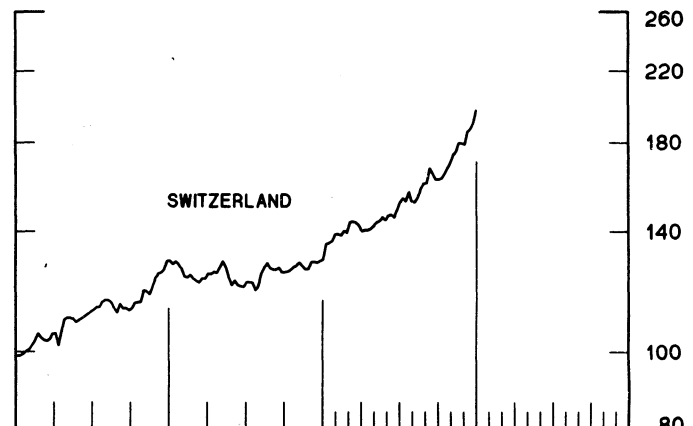
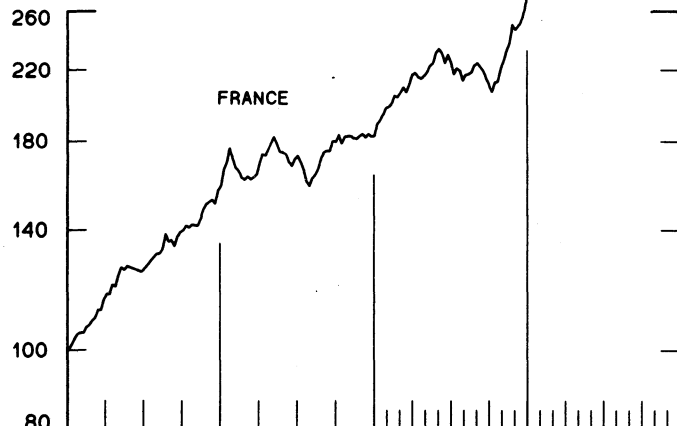
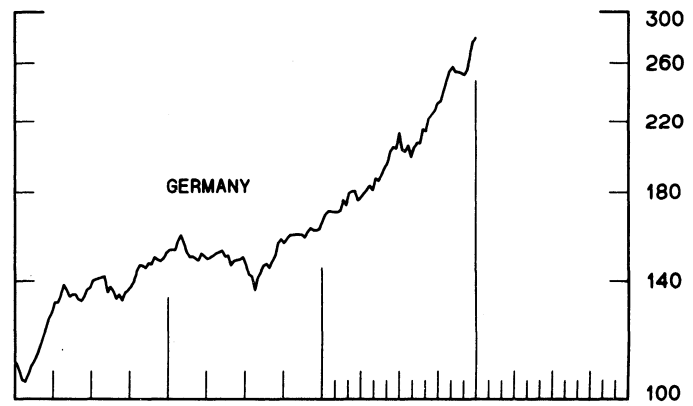
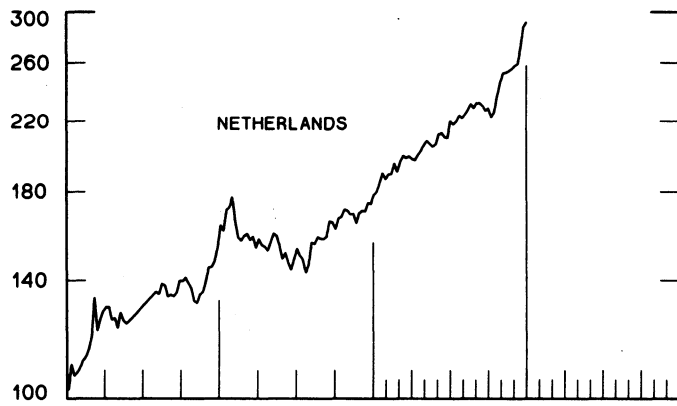
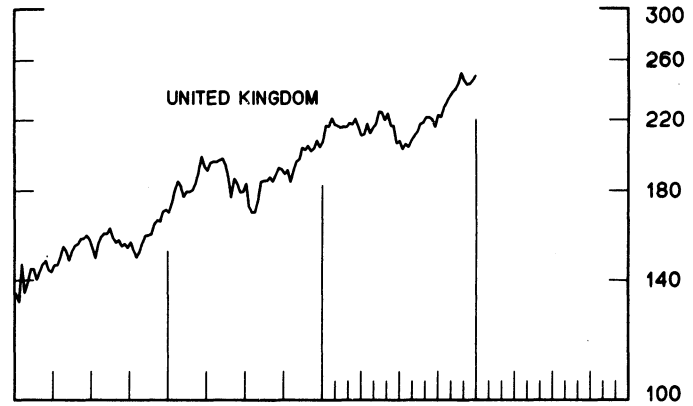
# INDUSTRIAL STOCK INDICES

WEEKLY SERIES

RATIO SCALE  
1969=100



RATIO SCALE  
1969=100



1984

1986

1984

1986

SERIES NAME

LAST VALUE PLOTTED  
DATE VALUE

CHART 1. SPOT EXCHANGE RATES AND INDICES

WEEKLY AVERAGES, NOON BUYING RATES (U.S. CENTS)

GERMAN MARK	JAN. 8	40.82
JAPANESE YEN	JAN. 8	0.49635
DUTCH GUILDER	JAN. 8	36.23
U.K. POUND	JAN. 8	144.14
CANADIAN DOLLAR	JAN. 8	71.30
FRENCH FRANC	JAN. 8	13.31
SWISS FRANC	JAN. 8	48.32
BELGIAN FRANC	JAN. 8	1.99914
ITALIAN LIRA	JAN. 8	0.05983
SWEDISH KRONA	JAN. 8	13.19

INDICES, MARCH 1973 BASE RATES = 100

GERMAN MARK	JAN. 8	114.84
JAPANESE YEN	JAN. 8	129.96
DUTCH GUILDER	JAN. 8	104.01
U.K. POUND	JAN. 8	58.30
CANADIAN DOLLAR	JAN. 8	71.07
FRENCH FRANC	JAN. 8	59.98
SWISS FRANC	JAN. 8	155.45
BELGIAN FRANC	JAN. 8	78.78
ITALIAN LIRA	JAN. 8	33.99

WEIGHTED AVERAGE EXCHANGE VALUE INDICES, MAR 1973 = 100  
(G-10 COUNTRIES PLUS SWITZERLAND)

U.S. DOLLAR	JAN. 8	123.90
GERMAN MARK	JAN. 8	144.37
JAPANESE YEN	JAN. 8	161.98
DUTCH GUILDER	JAN. 8	124.91
U.K. POUND	JAN. 8	66.40
CANADIAN DOLLAR	JAN. 8	83.00
FRENCH FRANC	JAN. 8	68.26
SWISS FRANC	JAN. 8	187.27
BELGIAN FRANC	JAN. 8	92.90
ITALIAN LIRA	JAN. 8	37.53
SWEDISH KRONA	JAN. 8	68.24

CHART 2. 3-MONTH FORWARD EXCHANGE RATES, PREMIUM OR DISCOUNT

CANADIAN DOLLAR	JAN. 8	-1.58
U.K. POUND	JAN. 8	-3.78
GERMAN MARK	JAN. 8	3.26
FRENCH FRANC	JAN. 8	-4.92
SWISS FRANC	JAN. 8	3.96
DUTCH GUILDER	JAN. 8	2.14
JAPANESE YEN	JAN. 8	1.39
ITALIAN LIRA	JAN. 8	-8.85

SERIES NAME

LAST VALUE PLOTTED  
DATE VALUE

CHART 3. GOLD PRICE IN LONDON, AFTERNOON FIXING

U.S. DOLLARS PER FINE OUNCE JAN. 8 328.73

CHART 4. CALL MONEY RATES

U.S. FEDERAL FUNDS	JAN. 8	8.20
OVERNIGHT EURO-DOLLAR DEPOSITS	JAN. 8	8.21
U.K.	JAN. 8	11.07
CANADA	JAN. 8	9.63
GERMANY	JAN. 8	4.51
JAPAN	JAN. 8	7.21
FRANCE	JAN. 8	9.00
NETHERLANDS	JAN. 8	5.61
SWITZERLAND	JAN. 8	1.00

CHART 5. 3-MONTH INTEREST RATES

U.S. 90-DAY CD'S, SECONDARY MARKET	JAN. 8	7.76
GERMAN INTERBANK LOAN	JAN. 8	4.69
JAPANESE GENSAKI RATE	JAN. 8	6.81
CANADIAN FINANCE PAPER	JAN. 8	9.66
INTERBANK STERLING	JAN. 8	11.98
SWISS INTERBANK LOAN	JAN. 8	4.03
FRENCH INTERBANK RATE	JAN. 8	9.00
NETHERLANDS INTERBANK RATE	JAN. 8	5.72
WEIGHTED AVERAGE FOREIGN INTEREST RATE (G-10 COUNTRIES PLUS SWITZERLAND)	JAN. 8	7.83

CHART 6. EURO-DOLLAR DEPOSIT RATES: LONDON

OVERNIGHT	JAN. 8	8.21
7-DAY	JAN. 8	8.10
1-MONTH	JAN. 8	8.00
3-MONTH	JAN. 8	7.93
6-MONTH	JAN. 8	7.93
1-YEAR	JAN. 8	7.99

CHART 7. SELECTED EURO-DOLLAR AND U.S. MONEY MARKET RATES

OVERNIGHT EURO-DOLLAR DEPOSITS	JAN. 8	8.21
U.S. FEDERAL FUNDS	JAN. 8	8.20
DIFFERENTIAL	JAN. 8	0.01
3-MONTH EURO-DOLLAR DEPOSIT RATE	JAN. 8	7.93
U.S. 90-DAY CD'S, SECONDARY MARKET	JAN. 8	7.76
DIFFERENTIAL	JAN. 8	0.17

SERIES NAME

LAST VALUE PLOTTED  
DATE VALUE

CHART 8. INTEREST ARBITRAGE, 3-MONTH FUNDS

EURO-DOLLAR DEPOSIT	JAN. 8	7.93
INTERBANK STERLING (LONDON), COVERED	JAN. 8	8.08
DIFFERENTIAL	JAN. 8	-0.16
U.S. COMMERCIAL PAPER	JAN. 8	7.68
CANADIAN FINANCE PAPER, COVERED	JAN. 8	8.05
DIFFERENTIAL	JAN. 8	-0.37
EURO-DOLLAR DEPOSIT	JAN. 8	7.93
INTERBANK DM (FRANKFURT), COVERED	JAN. 8	7.99
DIFFERENTIAL	JAN. 8	-0.06
EURO-DOLLAR DEPOSIT	JAN. 8	7.93
SWISS INTERBANK, COVERED	JAN. 8	8.03
DIFFERENTIAL	JAN. 8	-0.11

CHART 9. LONG TERM GOVERNMENT BOND YIELDS

UNITED STATES	JAN. 3	9.03
GERMANY	JAN. 3	6.32
JAPAN (MONTHLY)	JAN.	6.29
SWITZERLAND	DEC. 27	4.53
CANADA	JAN. 3	10.04
FRANCE	JAN. 3	11.33
NETHERLANDS (MONTHLY)	OCT.	7.03
UNITED KINGDOM	JAN. 3	10.03

U.S. CORPORATE

AAA BONDS	NOV.	10.55
-----------	------	-------

CHART 10. STOCK INDICES

UNITED STATES	JAN. 1	216.72
UNITED KINGDOM	JAN. 1	248.74
CANADA	JAN. 1	287.28
GERMANY	JAN. 1	278.99
SWITZERLAND	JAN. 1	197.01
NETHERLANDS	JAN. 1	291.26
FRANCE	JAN. 1	269.47
JAPAN	JAN. 1	280.42

# FEDERAL RESERVE statistical release



H.10 (512)

JANUARY 10, 1986

## FOREIGN EXCHANGE RATES

FOR THE WEEK ENDING JANUARY 10, 1986

The Board of Governors of the Federal Reserve System is advised that the Federal Reserve Bank of New York has certified for customs purposes the following noon buying rates in New York City for cable transfers payable in foreign currencies:

COUNTRY	MONETARY UNIT	(CURRENCY UNITS PER DOLLAR)				
		JAN. 6	JAN. 7	JAN. 8	JAN. 9	JAN. 10
*AUSTRALIA	DOLLAR	68.07	68.85	68.86	69.65	69.56
AUSTRIA	SCHILLING	17.225	17.170	17.220	17.200	17.265
BELGIUM	FRANC	50.010	49.870	49.970	50.050	50.170
BRAZIL	CRUZEIRO	10695.00	10760.00	10830.00	10830.00	10965.00
CANADA	DOLLAR	1.4070	1.3993	1.4015	1.3980	1.3937
CHINA, P.-R.	YUAN	3.2095	3.2095	3.2095	3.2095	3.2095
DENMARK	KRONE	8.9380	8.9330	8.9750	8.9280	8.9675
FINLAND	MARKKA	5.3975	5.4000	5.4250	5.4085	5.4245
FRANCE	FRANC	7.4980	7.4930	7.5370	7.5150	7.5350
GERMANY	D. MARK	2.4480	2.4445	2.4565	2.4480	2.4555
GREECE	DRACHMA	148.300	147.500	148.500	149.800	149.250
HONG KONG	DOLLAR	7.8105	7.8080	7.8060	7.8035	7.8080
INDIA	RUPEE	12.1700	12.1300	12.1600	12.1900	12.0900
*IRELAND	POUND	124.85	124.95	124.00	124.80	124.33
ITALY	LIRA	1668.00	1667.00	1675.00	1670.00	1673.00
JAPAN	YEN	201.90	201.70	202.10	202.10	202.35
MALAYSIA	RINGGIT	2.4315	2.4320	2.4325	2.4360	2.4330
MEXICO	PESO	NA	NA	NA	NA	NA
NETHERLANDS	GUILDER	2.7580	2.7535	2.7675	2.7535	2.7635
*NEW ZEALAND	DOLLAR	52.400	52.000	49.800	50.700	50.500
NORWAY	KRONE	7.5360	7.5360	7.5660	7.5410	7.5810
PORTUGAL	ESCUDO	158.500	157.000	158.600	159.300	158.200
SINGAPORE	DOLLAR	2.1185	2.1160	2.1215	2.1215	2.1200
*SOUTH AFRICA	RAND	39.40	39.95	40.40	41.20	41.90
SOUTH KOREA	WON	893.00	892.60	892.20	892.70	893.20
SPAIN	PESETA	153.370	152.750	153.300	153.100	156.750
SRI LANKA	RUPEE	27.460	27.465	27.465	27.477	27.473
SWEDEN	KRONA	7.5590	7.5740	7.6225	7.5800	7.6075
SWITZERLAND	FRANC	2.0690	2.0735	2.0860	2.0780	2.0840
TAIWAN	DOLLAR	39.870	39.850	NA	39.810	NA
THAILAND	BAHT	26.710	26.680	26.690	26.720	26.690
*UNITED KINGDOM	POUND	143.55	143.95	144.33	145.00	145.45
MEMO:						
#UNITED STATES	DOLLAR	123.93	123.74	124.15	123.80	123.97

#INDEX OF WEIGHTED AVERAGE EXCHANGE VALUE OF U.S. DOLLAR AGAINST CURRENCIES OF OTHER G-10 COUNTRIES. MARCH 1973 = 100. WEIGHTS ARE 1972-76 GLOBAL TRADE OF EACH OF THE 10 COUNTRIES. SERIES REVISED AS OF AUGUST 1978. FOR DESCRIPTION AND BACK DATA, SEE "INDEX OF THE WEIGHTED-AVERAGE EXCHANGE VALUE OF THE U.S. DOLLAR: REVISION" ON PAGE 700 OF THE AUGUST 1978 FEDERAL RESERVE BULLETIN.

\*VALUE IS U.S. CENTS