

(516/517)

DATA FILE
LIBRARY
FEDERAL RESERVE BANK
OF CHICAGO

LIBRARY
DEC 11 1985
FEDERAL RESERVE
BANK OF CHICAGO

Selected Interest & Exchange Rates

Weekly Series of Charts

December 9, 1985

Prepared by the
FINANCIAL MARKETS
SECTION

DIVISION OF
INTERNATIONAL FINANCE

BOARD OF GOVERNORS
FEDERAL RESERVE SYSTEM
Washington, D.C. 20551

Table of Contents

TABLES

1. LATEST FIGURES PLOTTED
2. DAILY CERTIFIED SPOT EXCHANGE RATES--
H.10 RELEASE

CHARTS

1. SPOT EXCHANGE RATE INDICES
2. 3-MONTH FORWARD EXCHANGE RATES
3. GOLD PRICE--LONDON
4. CALL MONEY RATES
5. 3-MONTH INTEREST RATES
6. EURO-DOLLAR DEPOSIT RATES
7. SELECTED EURO-DOLLAR AND U.S. MONEY MARKET RATES
8. INTEREST ARBITRAGE: 3-MONTH FUNDS
9. LONG-TERM GOVERNMENT BOND YIELDS
10. INDUSTRIAL STOCK INDICES

SUBSCRIPTION RATES:

Weekly \$15.00 per year or \$.40 each in the United States, its possessions, Canada, and Mexico; 10 or more of the same issue to one address, \$13.50 per year or \$.35 each. Elsewhere, \$20.00 per year or \$.50 each. Address requests to Publications Services, Division of Administrative Services, and make payment remittance payable to the order of the Board of Governors of the Federal Reserve System in a form collectible at par in U.S. Currency.

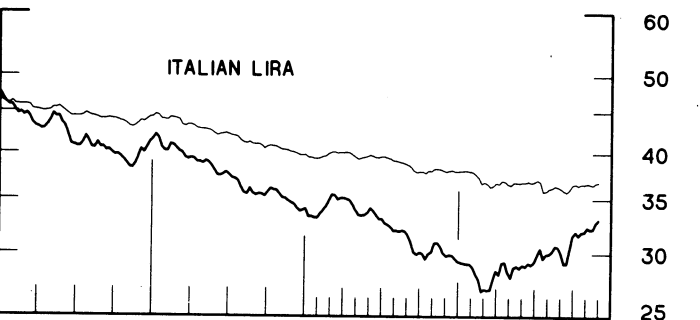
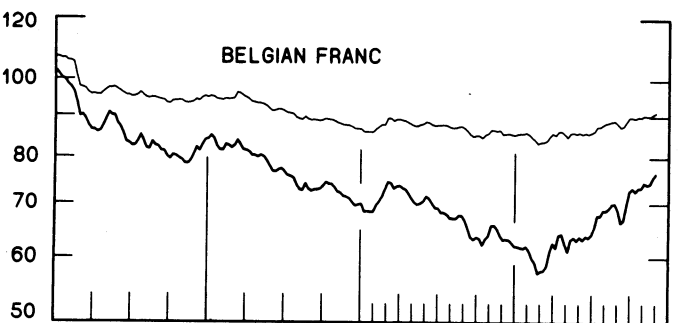
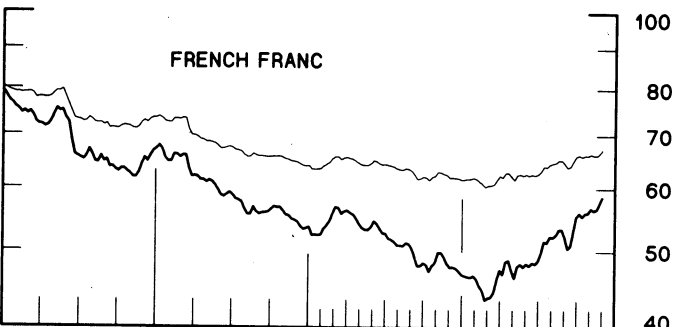
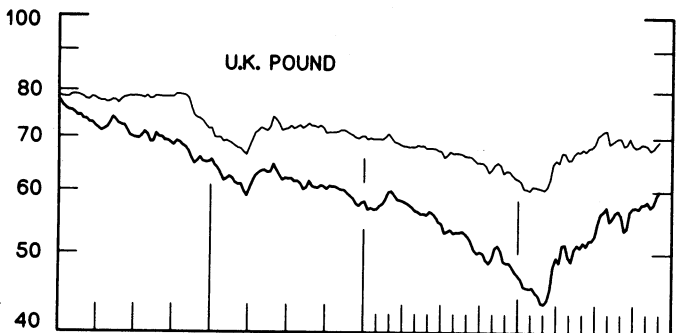
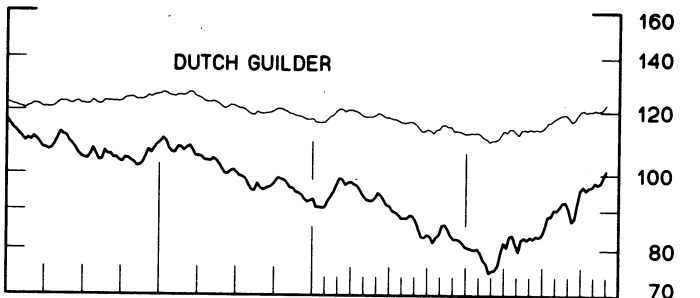
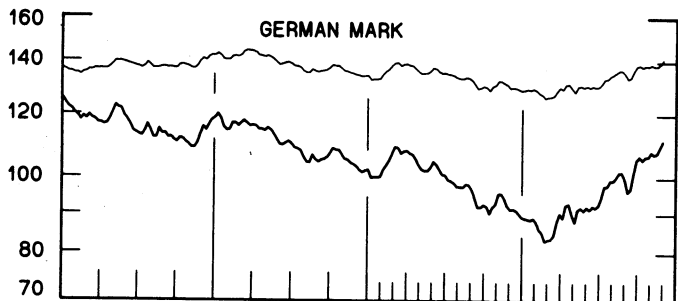
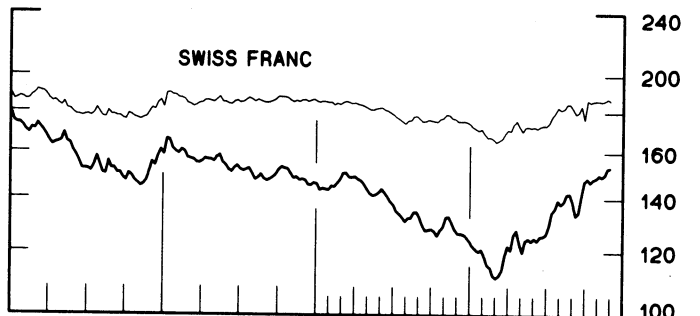
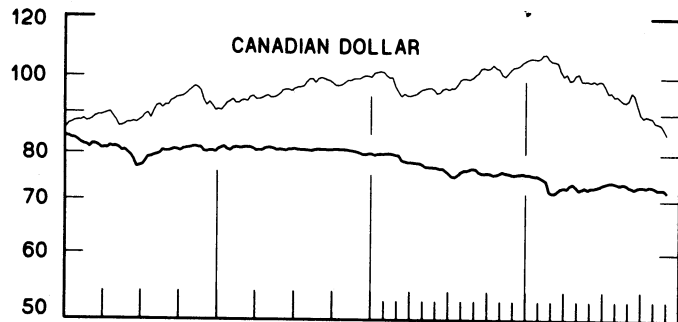
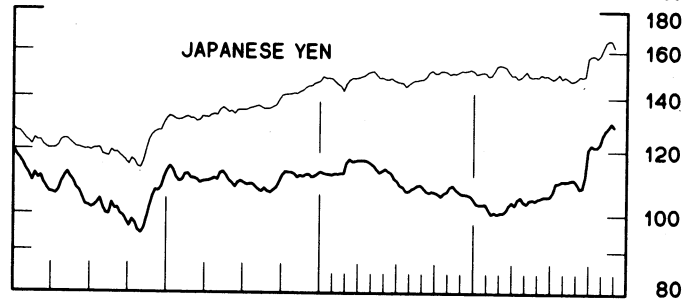
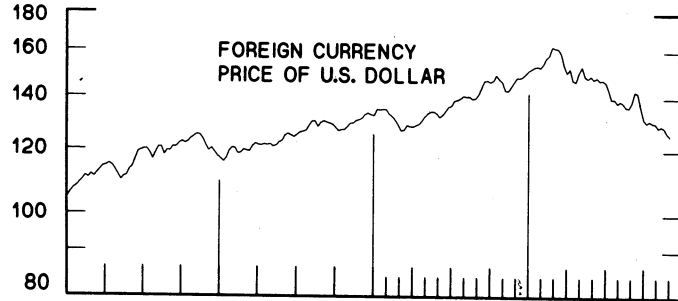
CHART 1

SPOT EXCHANGE INDICES

DOLLAR PRICES OF FOREIGN CURRENCIES AND WEIGHTED AVERAGE VALUES (THIN LINE)
AVERAGES FOR WEEK ENDING WEDNESDAY

RATIO SCALE
MARCH 1973=100

RATIO SCALE
MARCH 1973=100



1983

1985

1983

1985

CHART 2

3-MONTH FORWARD EXCHANGE RATES

PREMIUM (+) OR (-)
AVERAGES FOR WEEK ENDING WEDNESDAY

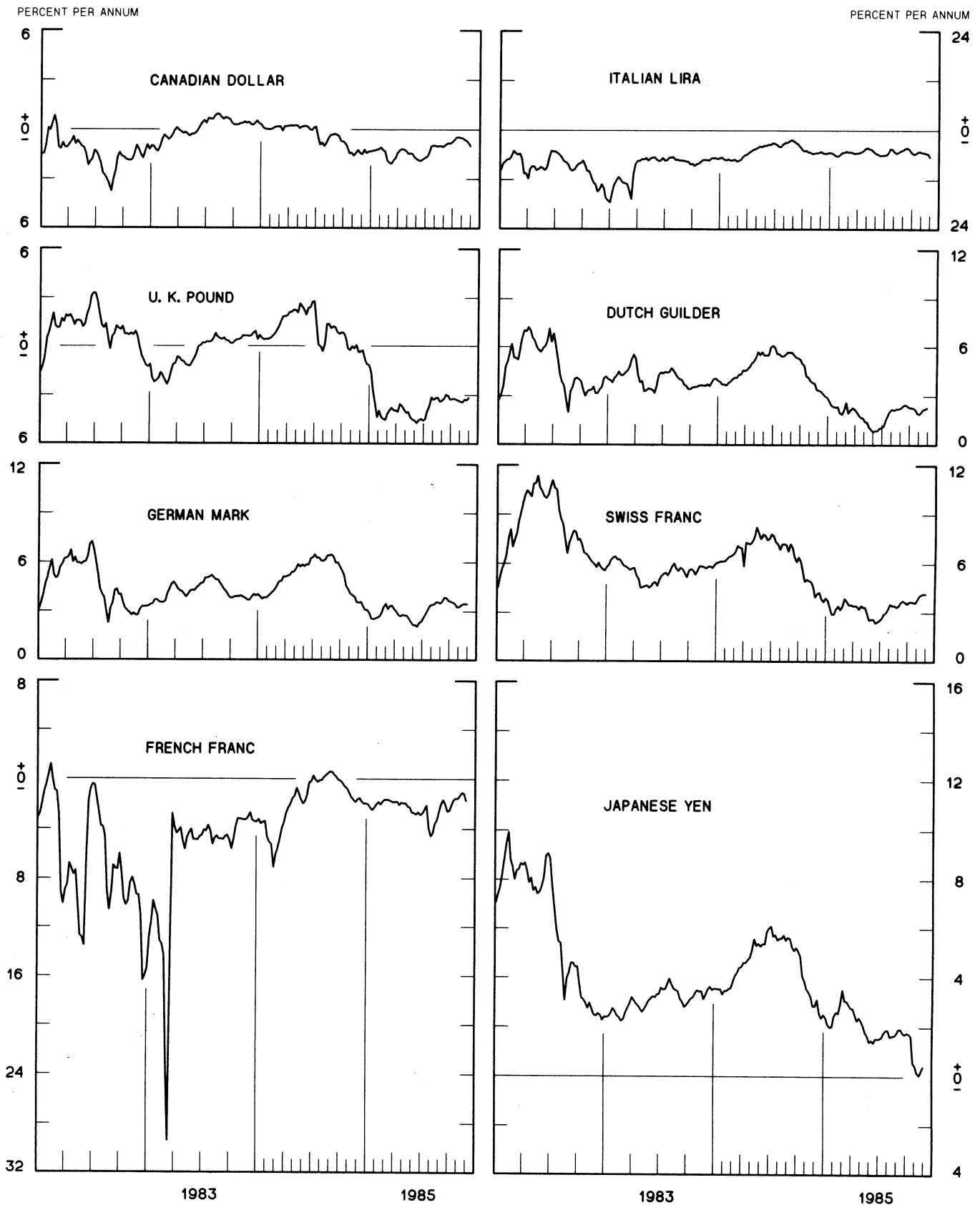
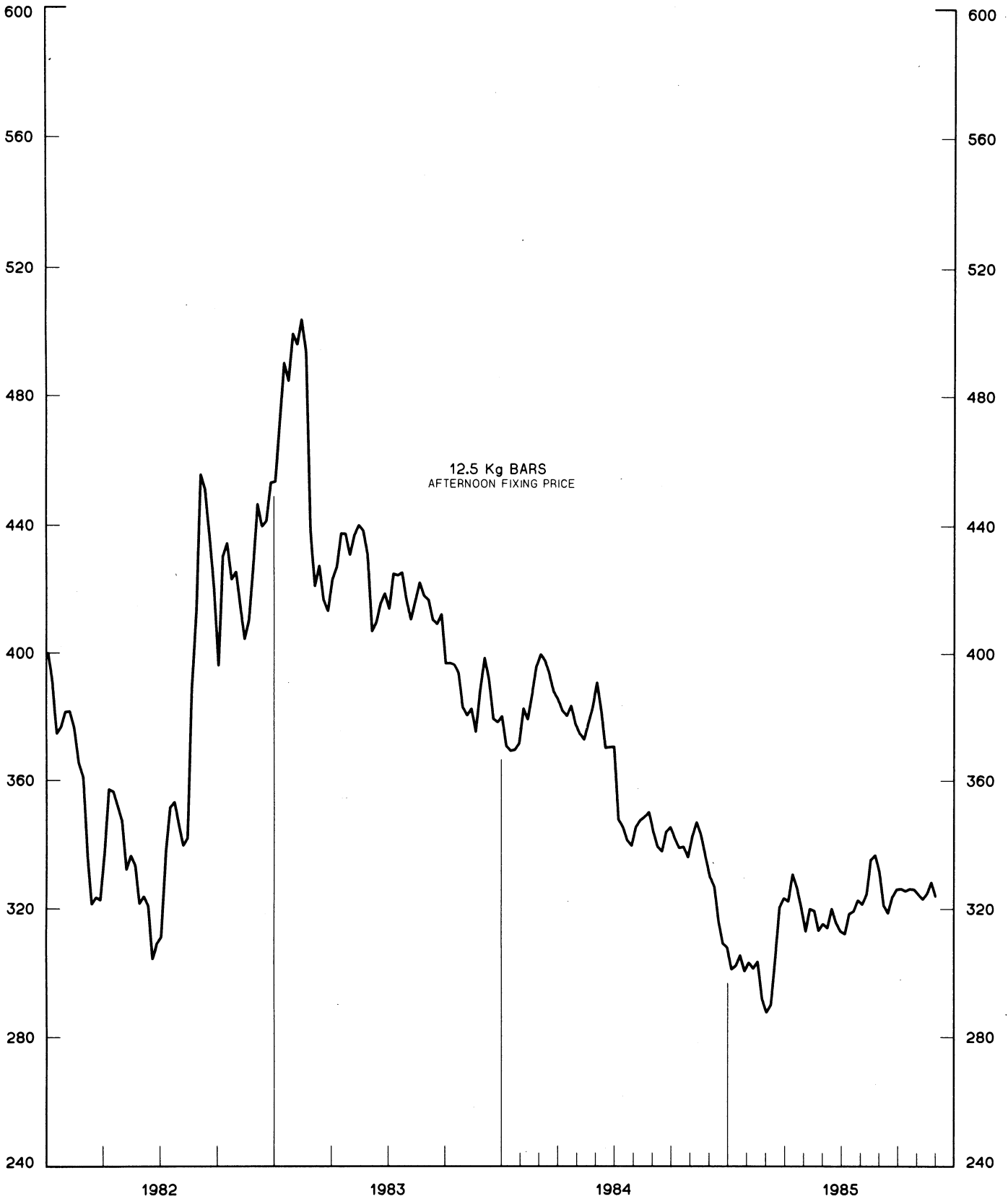


CHART 3
PRICE OF GOLD IN LONDON
AVERAGES FOR WEEK ENDING WEDNESDAY

U.S. DOLLARS PER FINE OUNCE

U.S. DOLLARS PER FINE OUNCE



12.5 Kg BARS
AFTERNOON FIXING PRICE

CHART 4
CALL MONEY RATES
WEEKLY SERIES

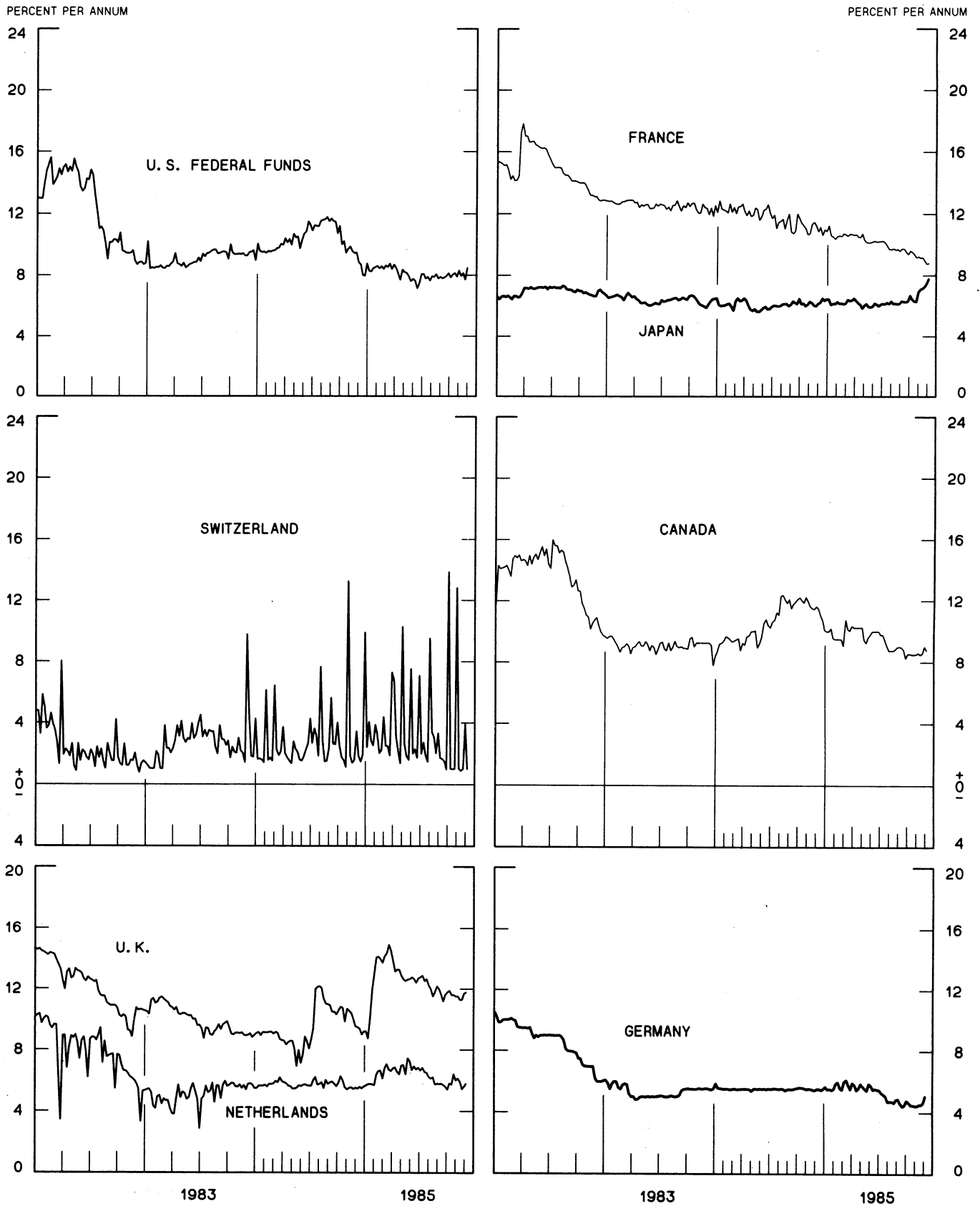


CHART 5
3-MONTH INTEREST RATES
 WEEKLY SERIES

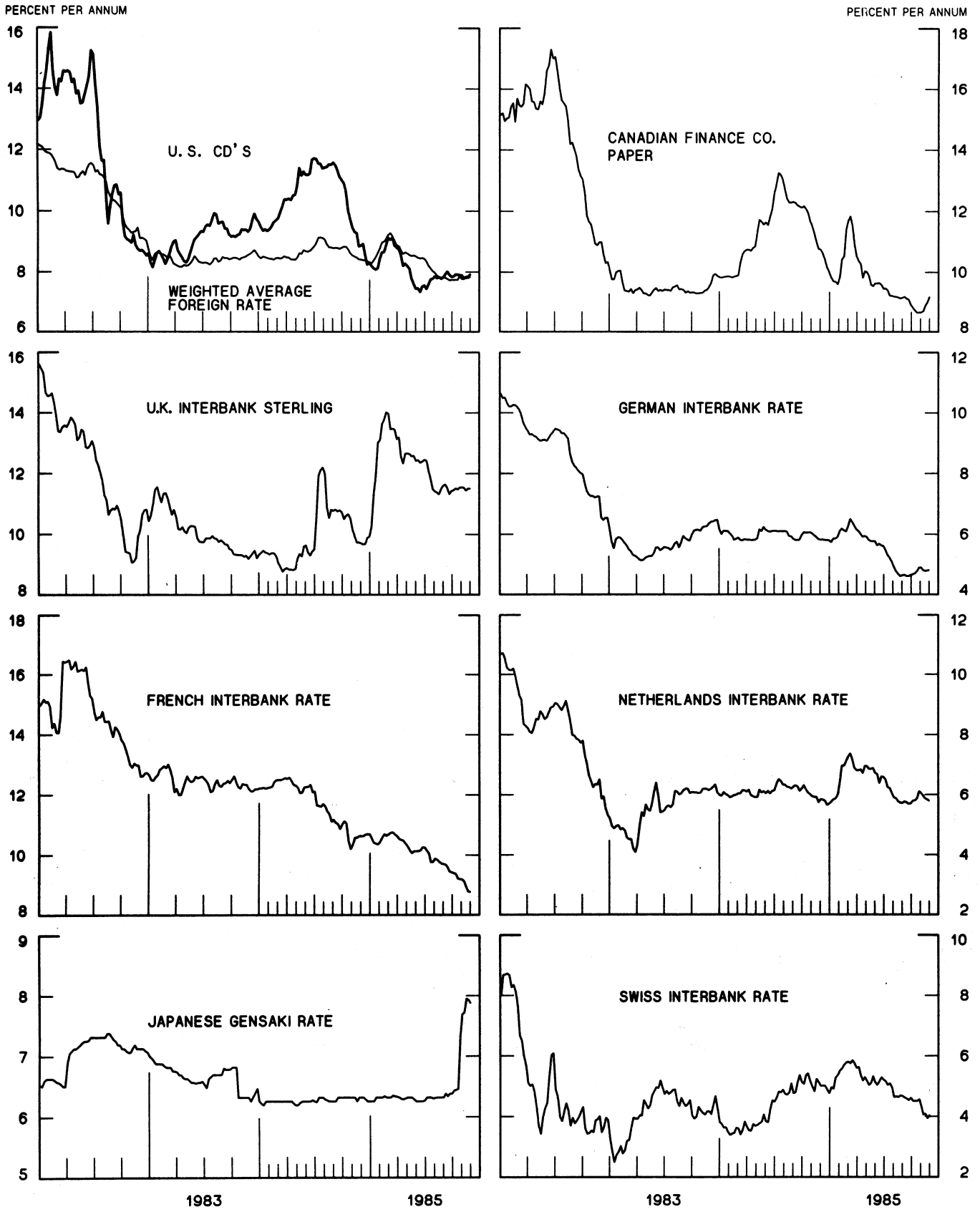
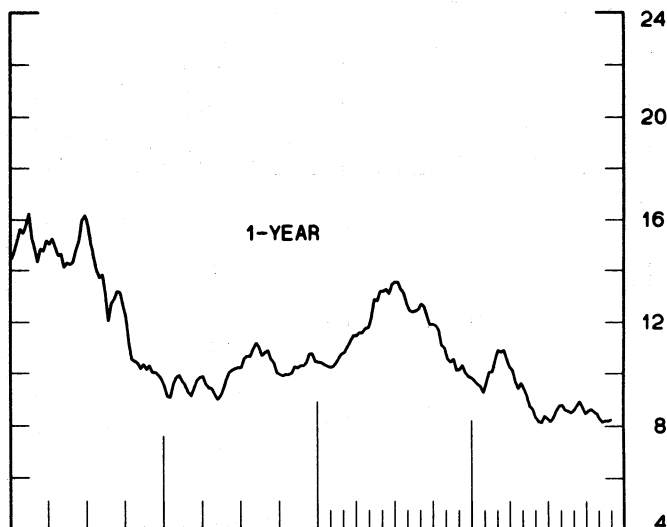
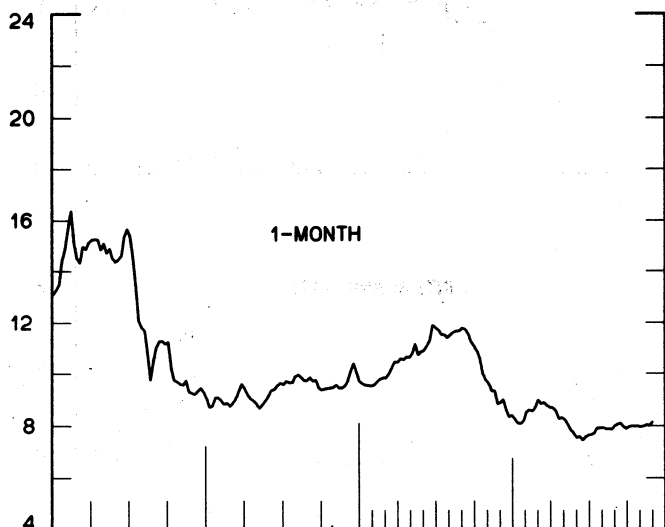
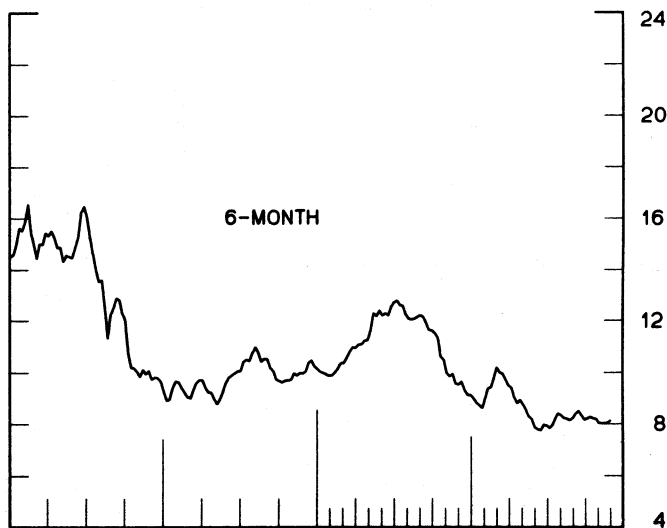
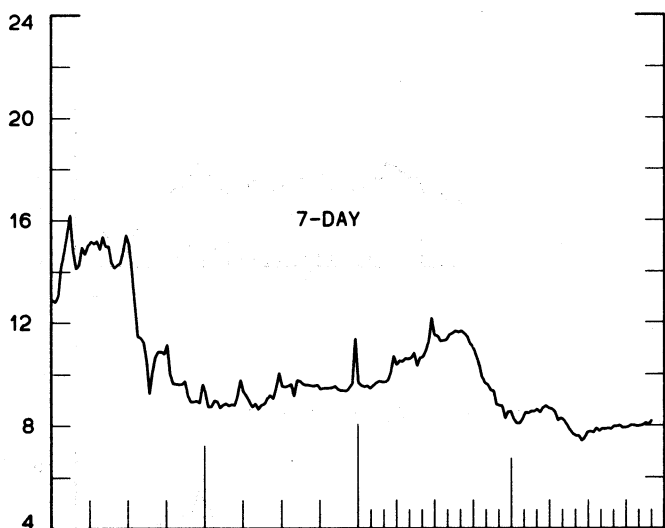
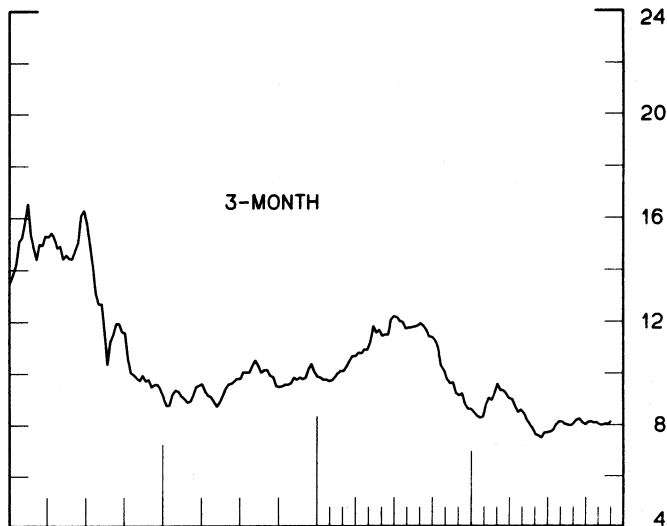


CHART 6
EURO-DOLLAR DEPOSIT RATES LONDON
 AVERAGES FOR WEEK ENDING WEDNESDAY

PERCENT PER ANNUM

PERCENT PER ANNUM



1983

1985

1983

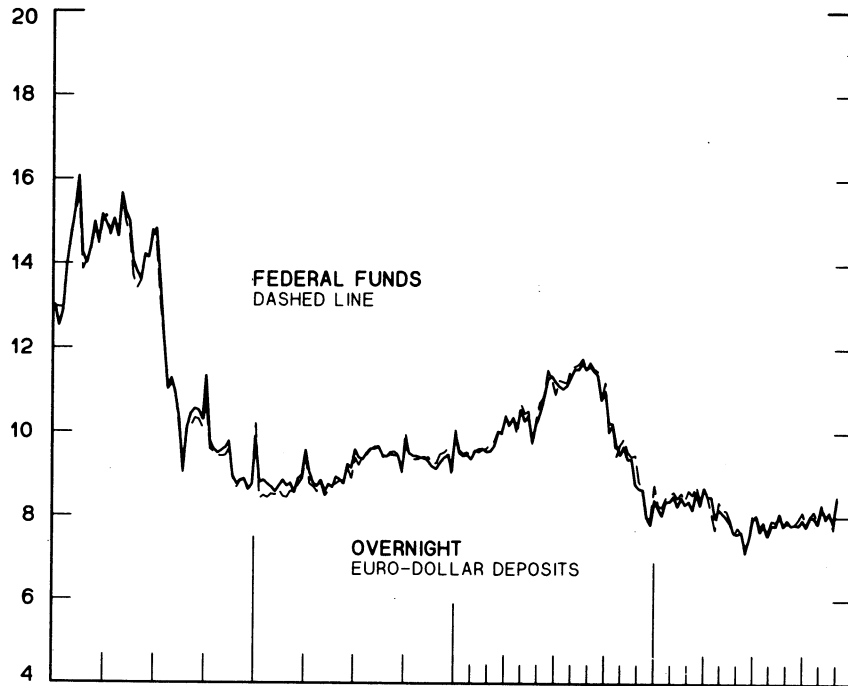
1985

CHART 7

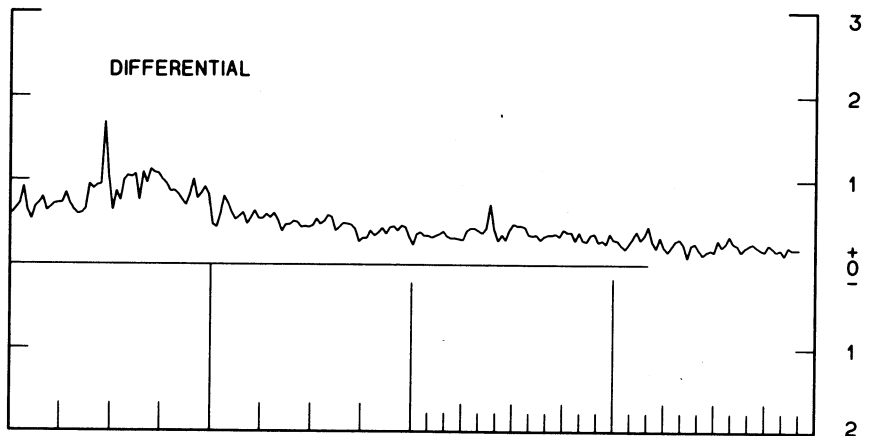
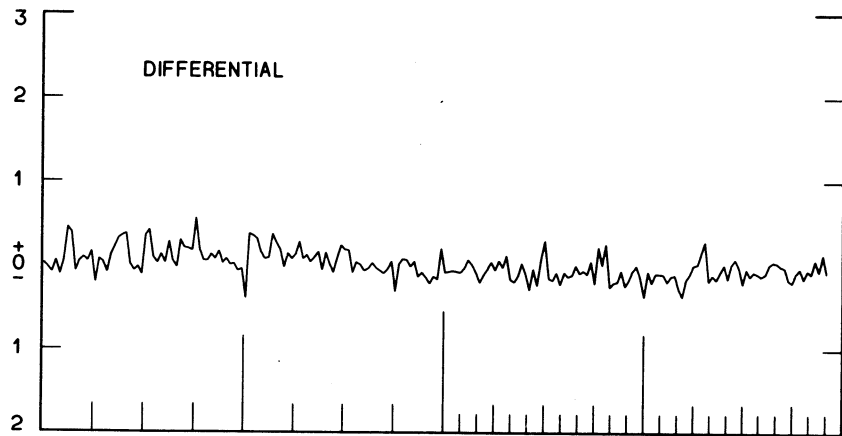
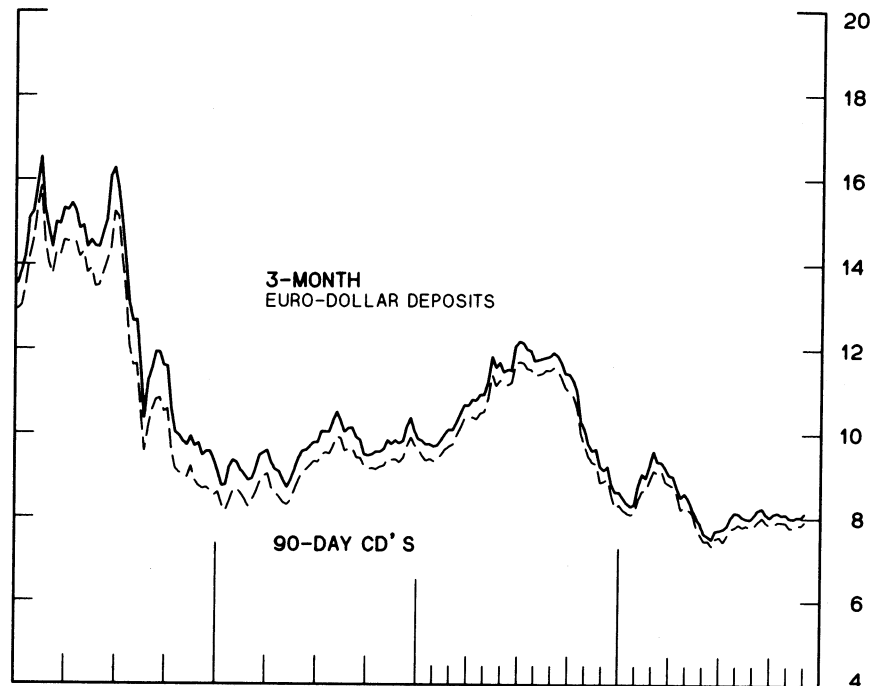
SELECTED EURO-DOLLAR AND U. S. MONEY MARKET RATES

DIFFERENTIAL: PLUS(+), FAVORS BORROWING IN U. S.
AVERAGES FOR WEEK ENDING WEDNESDAY

PERCENT PER ANNUM



PERCENT PER ANNUM



1983

1985

1983

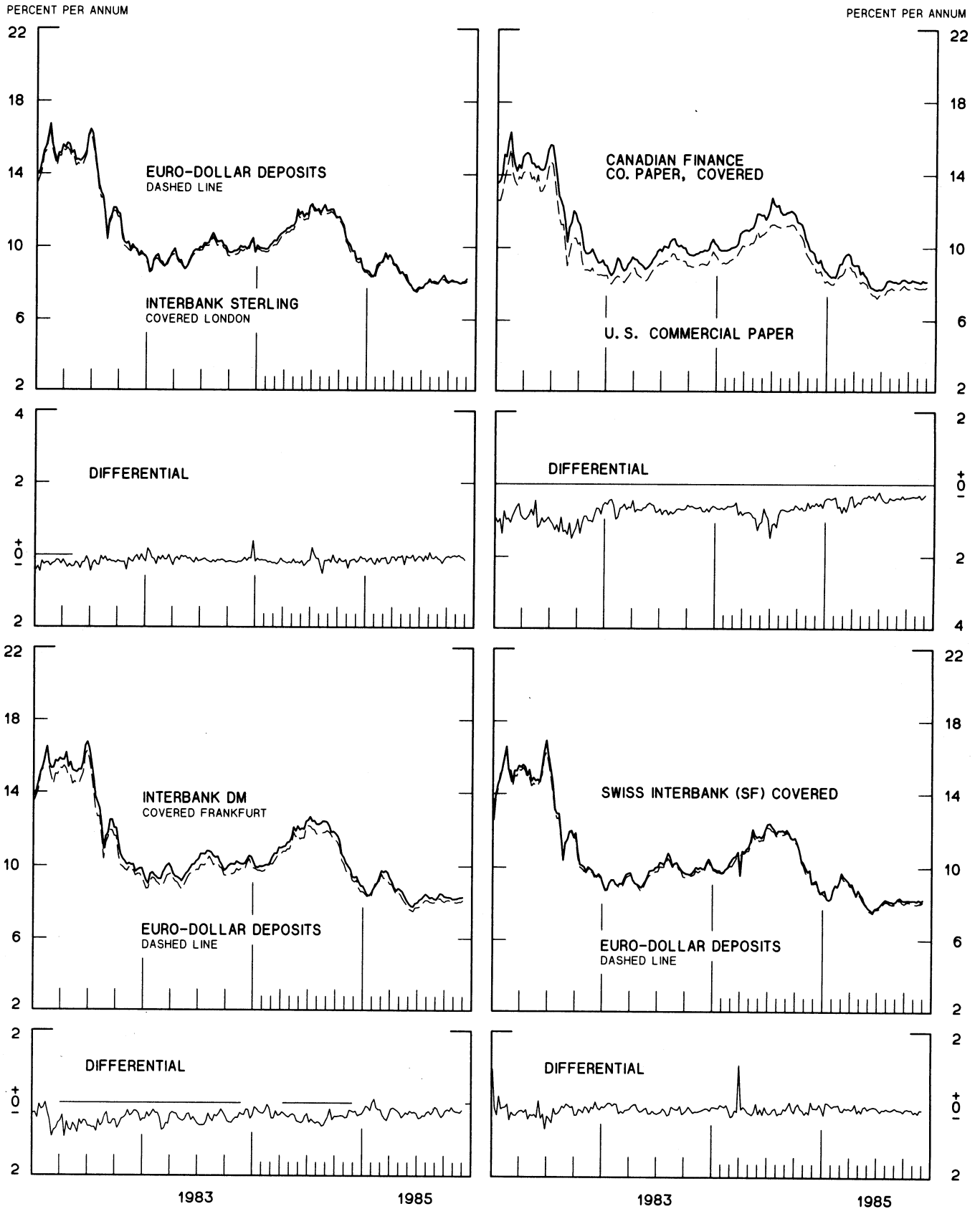
1985

1 PERCENT ON DIFFERENTIAL SCALE = 2 PERCENT ON RATE SCALE

CHART 8

INTEREST ARBITRAGE: 3-MONTH FUNDS

DIFFERENTIAL: PLUS(+), INDICATES FAVOR DOLLAR ASSETS
AVERAGES FOR WEEK ENDING WEDNESDAY



1 PERCENT ON DIFFERENTIAL SCALE = 2 PERCENT ON RATE SCALE

CHART 9

LONG-TERM GOVERNMENT BOND YIELDS

WEEKLY SERIES

PERCENT PER ANNUM

PERCENT PER ANNUM

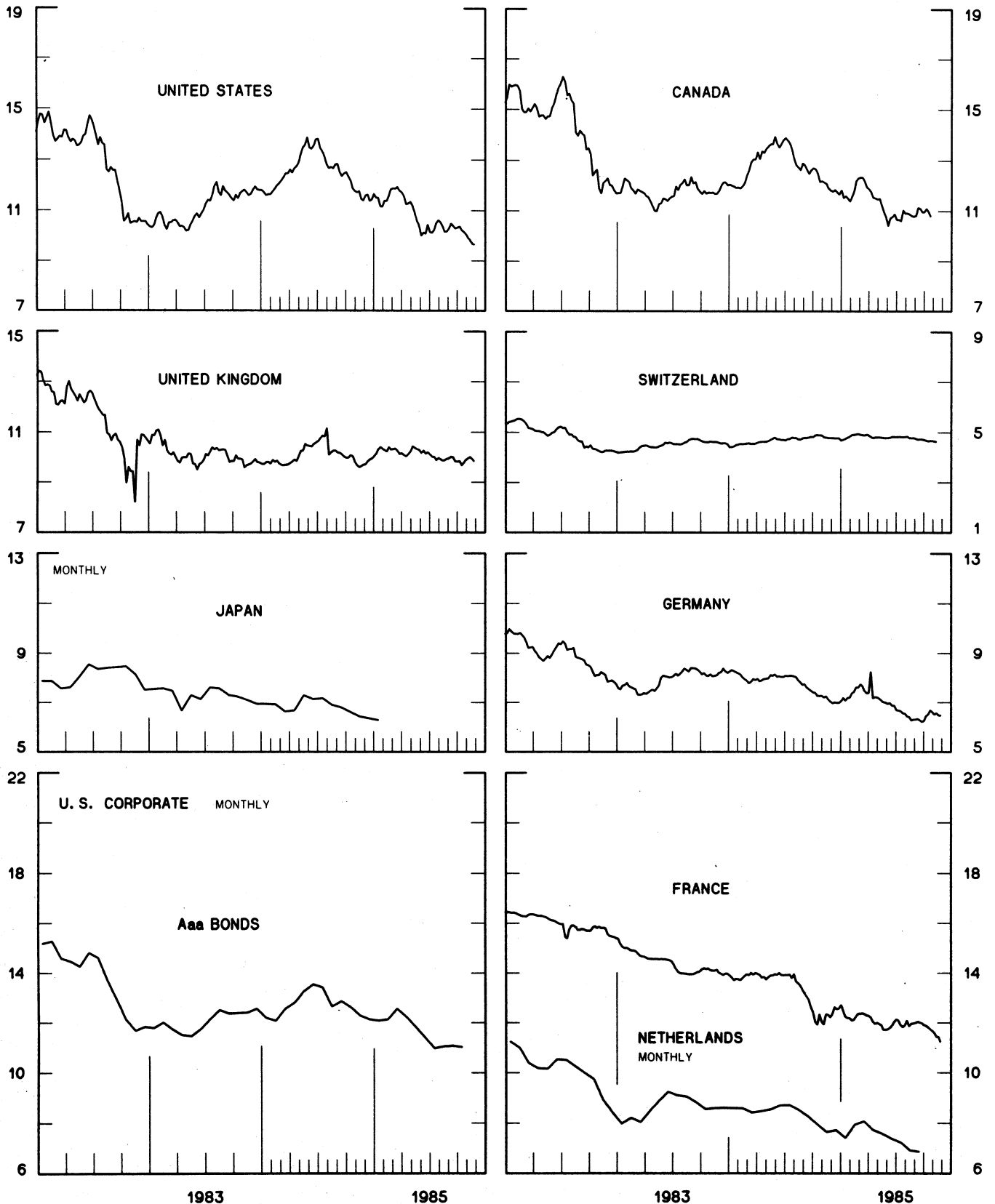
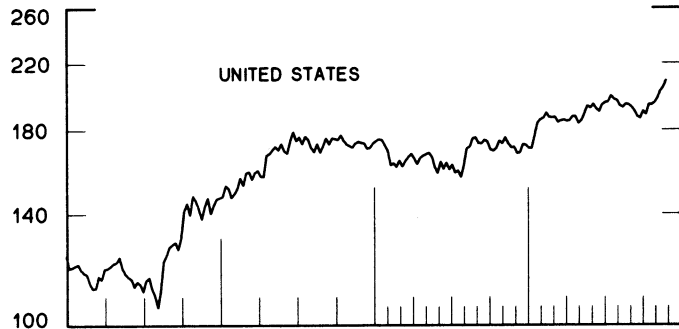
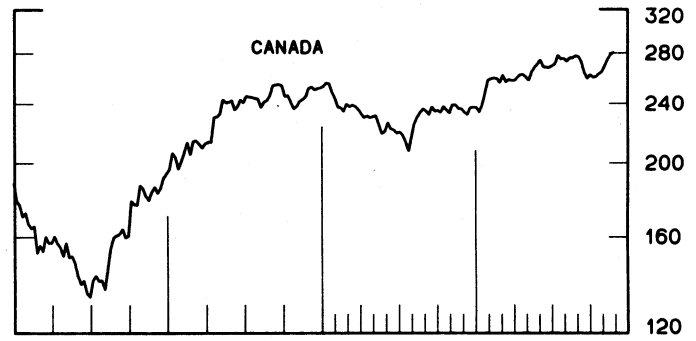
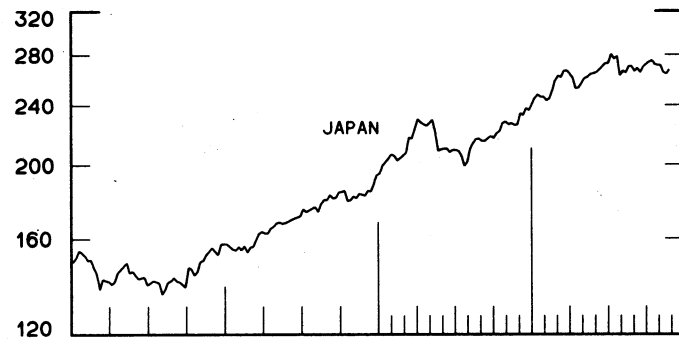
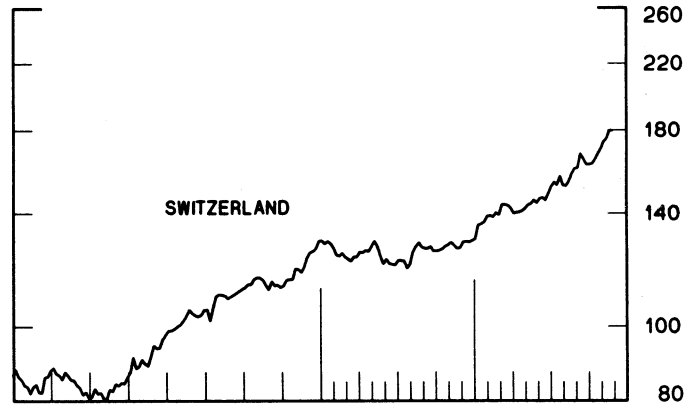
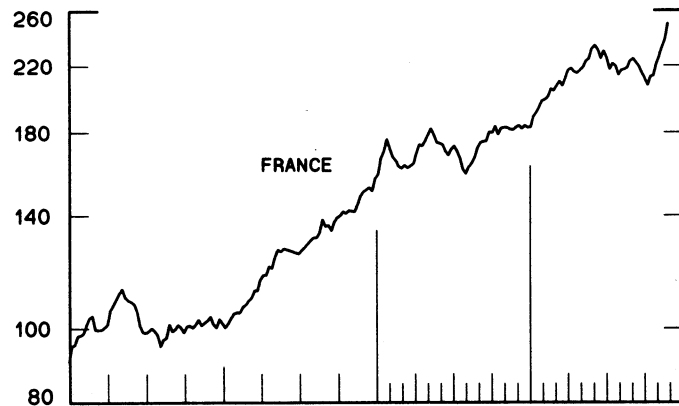
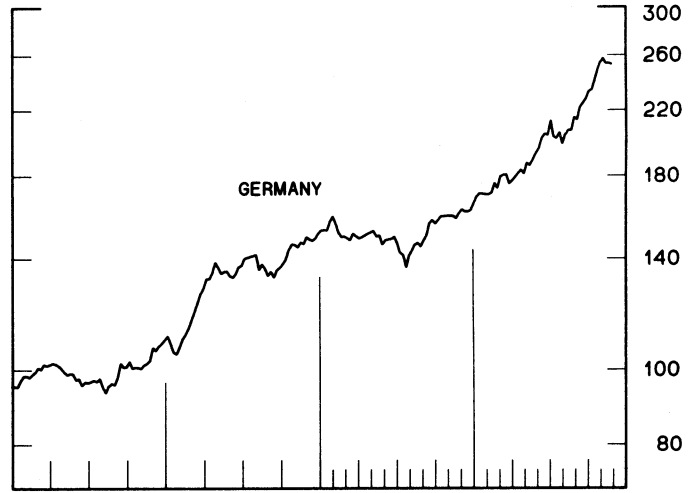
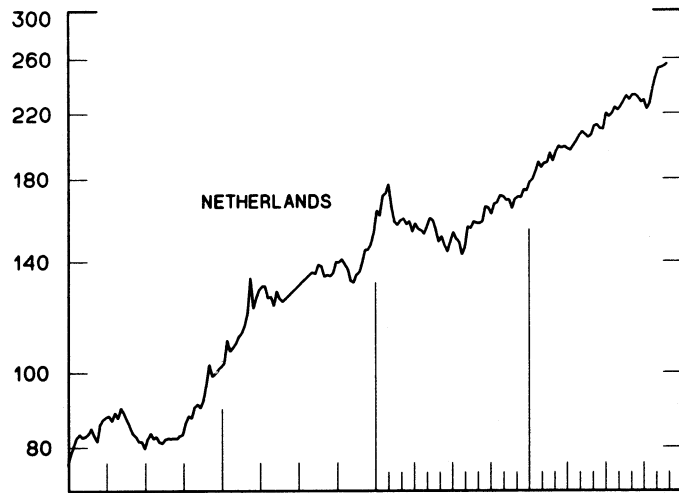
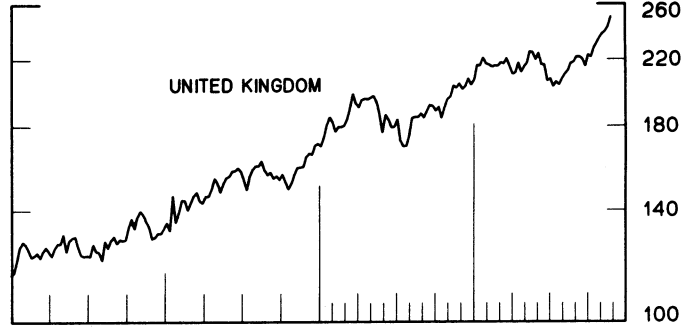


CHART 10
INDUSTRIAL STOCK INDICES
WEEKLY SERIES

RATIO SCALE
1969=100



RATIO SCALE
1969=100



1983

1985

1983

1985

SERIES NAME

LAST VALUE PLOTTED
DATE VALUE

CHART 1. SPOT EXCHANGE RATES AND INDICES

WEEKLY AVERAGES, NOON BUYING RATES (U. S. CENTS)

GERMAN MARK	DEC.	4	39.65
JAPANESE YEN	DEC.	4	0.49170
DUTCH GUILDER	DEC.	4	35.24
U. K. POUND	DEC.	4	148.54
CANADIAN DOLLAR	DEC.	4	72.02
FRENCH FRANC	DEC.	4	13.00
SWISS FRANC	DEC.	4	47.65
BELGIAN FRANC	DEC.	4	1.95057
ITALIAN LIRA	DEC.	4	0.05817
SWEDISH KRONA	DEC.	4	13.06

INDICES, MARCH 1973 BASE RATES = 100

GERMAN MARK	DEC.	4	111.55
JAPANESE YEN	DEC.	4	128.74
DUTCH GUILDER	DEC.	4	101.16
U. K. POUND	DEC.	4	60.08
CANADIAN DOLLAR	DEC.	4	71.79
FRENCH FRANC	DEC.	4	58.58
SWISS FRANC	DEC.	4	153.29
BELGIAN FRANC	DEC.	4	76.86
ITALIAN LIRA	DEC.	4	33.05

WEIGHTED AVERAGE EXCHANGE VALUE INDICES, MAR 1973 = 100
(G-10 COUNTRIES PLUS SWITZERLAND)

U. S. DOLLAR	DEC.	4	125.54
GERMAN MARK	DEC.	4	141.18
JAPANESE YEN	DEC.	4	162.16
DUTCH GUILDER	DEC.	4	122.61
U. K. POUND	DEC.	4	69.43
CANADIAN DOLLAR	DEC.	4	84.84
FRENCH FRANC	DEC.	4	67.26
SWISS FRANC	DEC.	4	186.57
BELGIAN FRANC	DEC.	4	91.52
ITALIAN LIRA	DEC.	4	36.82
SWEDISH KRONA	DEC.	4	68.29

CHART 2. 3-MONTH FORWARD EXCHANGE RATES, PREMIUM OR DISCOUNT

CANADIAN DOLLAR	DEC.	4	-1.02
U. K. POUND	DEC.	4	-3.16
GERMAN MARK	DEC.	4	3.43
FRENCH FRANC	DEC.	4	-1.75
SWISS FRANC	DEC.	4	4.16
DUTCH GUILDER	DEC.	4	2.30
JAPANESE YEN	DEC.	4	0.41
ITALIAN LIRA	DEC.	4	-6.56

SERIES NAME

LAST VALUE PLOTTED
DATE VALUE

CHART 3. GOLD PRICE IN LONDON, AFTERNOON FIXING

U.S. DOLLARS PER FINE OUNCE DEC. 4 323.98

CHART 4. CALL MONEY RATES

U.S. FEDERAL FUNDS	DEC.	4	8.49
OVERNIGHT EURO-DOLLAR DEPOSITS	DEC.	4	8.41
U.K.	DEC.	4	11.77
CANADA	DEC.	4	8.75
GERMANY	DEC.	4	5.09
JAPAN	DEC.	4	7.78
FRANCE	DEC.	4	8.80
NETHERLANDS	DEC.	4	5.79
SWITZERLAND	DEC.	4	0.97

CHART 5. 3-MONTH INTEREST RATES

U.S. 90-DAY CD'S, SECONDARY MARKET	DEC.	4	7.92
GERMAN INTERBANK LOAN	DEC.	4	4.82
JAPANESE GENSAKI RATE	DEC.	4	7.42
CANADIAN FINANCE PAPER	DEC.	4	9.18
INTERBANK STERLING	DEC.	4	11.50
SWISS INTERBANK LOAN	DEC.	4	4.04
FRENCH INTERBANK RATE	DEC.	4	8.76
NETHERLANDS INTERBANK RATE	DEC.	4	5.79
WEIGHTED AVERAGE FOREIGN INTEREST RATE (G-10 COUNTRIES PLUS SWITZERLAND)	DEC.	4	7.83

CHART 6. EURO-DOLLAR DEPOSIT RATES: LONDON

OVERNIGHT	DEC.	4	8.41
7-DAY	DEC.	4	8.18
1-MONTH	DEC.	4	8.15
3-MONTH	DEC.	4	8.11
6-MONTH	DEC.	4	8.11
1-YEAR	DEC.	4	8.24

CHART 7. SELECTED EURO-DOLLAR AND U.S. MONEY MARKET RATES

OVERNIGHT EURO-DOLLAR DEPOSITS	DEC.	4	8.41
U.S. FEDERAL FUNDS	DEC.	4	8.49
DIFFERENTIAL	DEC.	4	-0.08
3-MONTH EURO-DOLLAR DEPOSIT RATE	DEC.	4	8.11
U.S. 90-DAY CD'S, SECONDARY MARKET	DEC.	4	7.92
DIFFERENTIAL	DEC.	4	0.19

LAST VALUE PLOTTED
DATE VALUE

SERIES NAME

CHART 8. INTEREST ARBITRAGE, 3-MONTH FUNDS

EURO-DOLLAR DEPOSIT	DEC. 4	8.11
INTERBANK STERLING (LONDON), COVERED	DEC. 4	8.25
DIFFERENTIAL	DEC. 4	-0.14
U.S. COMMERCIAL PAPER	DEC. 4	7.83
CANADIAN FINANCE PAPER, COVERED	DEC. 4	8.13
DIFFERENTIAL	DEC. 4	-0.30
EURO-DOLLAR DEPOSIT	DEC. 4	8.11
INTERBANK DM (FRANKFURT), COVERED	DEC. 4	8.29
DIFFERENTIAL	DEC. 4	-0.17
EURO-DOLLAR DEPOSIT	DEC. 4	8.11
SWISS INTERBANK, COVERED	DEC. 4	8.24
DIFFERENTIAL	DEC. 4	-0.12

CHART 9. LONG TERM GOVERNMENT BOND YIELDS

UNITED STATES	NOV. 29	9.65
GERMANY	NOV. 29	6.48
JAPAN (MONTHLY)	JAN.	6.29
SWITZERLAND	NOV. 15	4.64
CANADA	NOV. 29	10.34
FRANCE	NOV. 29	11.21
NETHERLANDS (MONTHLY)	SEPT.	6.87
UNITED KINGDOM	NOV. 29	9.83
U.S. CORPORATE		
AAA BONDS	OCT.	11.02

CHART 10. STOCK INDICES

UNITED STATES	NOV. 27	208.60
UNITED KINGDOM	NOV. 27	250.39
CANADA	NOV. 27	280.37
GERMANY	NOV. 27	252.73
SWITZERLAND	NOV. 27	179.59
NETHERLANDS	NOV. 27	255.71
FRANCE	NOV. 27	250.25
JAPAN	NOV. 27	267.57

FEDERAL RESERVE statistical release



H.10 (512)

DECEMBER 6, 1985

FOREIGN EXCHANGE RATES

FOR THE WEEK ENDING DECEMBER 6, 1985

The Board of Governors of the Federal Reserve System is advised that the Federal Reserve Bank of New York has certified for customs purposes the following noon buying rates in New York City for cable transfers payable in foreign currencies:

COUNTRY	MONETARY UNIT	(CURRENCY UNITS PER DOLLAR)				
		DEC. 2	DEC. 3	DEC. 4	DEC. 5	DEC. 6
*AUSTRALIA	DOLLAR	67.60	67.70	68.08	68.15	68.10
AUSTRIA	SCHILLING	17.710	17.790	17.690	17.738	17.730
BELGIUM	FRANC	51.380	51.450	51.160	51.300	51.380
BRAZIL	CRUZEIRO	9400.00	9450.00	9495.00	9495.00	9600.00
CANADA	DOLLAR	1.3895	1.3912	1.3890	1.3943	1.3957
CHINA, P.-R.	YUAN	3.2095	3.2095	3.2095	3.2095	3.2095
DENMARK	KRONE	9.1350	9.1675	9.1190	9.1410	9.1530
FINLAND	MARKKA	5.4465	5.4790	5.4490	5.4575	5.4630
FRANCE	FRANC	7.6900	7.7280	7.6850	7.6850	7.7090
GERMANY	D. MARK	2.5217	2.5335	2.5195	2.5185	2.5255
GREECE	DRACHMA	148.400	150.450	149.800	150.100	150.000
HONG KONG	DOLLAR	7.8035	7.8050	7.8040	7.8065	7.8070
INDIA	RUPEE	12.0400	12.0700	12.0700	12.0700	12.1000
*IRELAND	POUND	122.57	122.00	122.58	122.35	122.30
ITALY	LIRA	1715.00	1730.00	1719.00	1721.00	1724.00
JAPAN	YEN	204.03	204.75	202.65	203.00	203.40
MALAYSIA	RINGGIT	2.4225	2.4270	2.4240	2.4235	2.4250
MEXICO	PESO	NA	NA	NA	NA	NA
NETHERLANDS	GUILDER	2.8375	2.8520	2.8350	2.8340	2.8420
*NEW ZEALAND	DOLLAR	57.200	56.150	56.400	56.650	56.450
NORWAY	KRONE	7.5850	7.6300	7.5930	7.6000	7.6090
PORTUGAL	ESCUDO	160.500	161.000	161.000	160.900	160.700
SINGAPORE	DOLLAR	2.1375	2.1330	2.1285	2.1305	2.1175
*SOUTH AFRICA	RAND	35.50	36.15	35.75	36.00	36.25
SOUTH KOREA	WON	891.40	891.90	892.40	892.00	892.50
SPAIN	PESETA	155.700	156.000	155.580	155.820	155.950
SRI LANKA	RUPEE	27.398	27.408	27.413	27.408	27.420
SWEDEN	KRONA	7.6550	7.6940	7.6510	7.6525	7.6800
SWITZERLAND	FRANC	2.1050	2.1135	2.0955	2.0960	2.1050
TAIWAN	DOLLAR	39.820	39.840	39.880	39.920	39.920
THAILAND	BAHT	26.240	26.740	26.750	26.750	26.730
*UNITED KINGDOM	POUND	148.75	147.90	148.60	147.95	147.85
MEMO:						
*UNITED STATES	DOLLAR	125.58	126.15	125.40	125.56	125.84

*INDEX OF WEIGHTED AVERAGE EXCHANGE VALUE OF U.S. DOLLAR AGAINST CURRENCIES OF OTHER G-10 COUNTRIES. MARCH 1973 = 100. WEIGHTS ARE 1972-76 GLOBAL TRADE OF EACH OF THE 10 COUNTRIES. SERIES REVISED AS OF AUGUST 1978. FOR DESCRIPTION AND BACK DATA, SEE "INDEX OF THE WEIGHTED-AVERAGE EXCHANGE VALUE OF THE U.S. DOLLAR: REVISION" ON PAGE 700 OF THE AUGUST 1978 FEDERAL RESERVE BULLETIN.

*VALUE IS U.S. CENTS