

(516/517)
DATA FILE
LIBRARY
FEDERAL RESERVE BANK
OF CHICAGO

LIBRARY
DEC 5 1985
FEDERAL RESERVE
BANK OF CHICAGO

Selected Interest & Exchange Rates

Weekly Series of Charts

December 2, 1985

Prepared by the
FINANCIAL MARKETS
SECTION

DIVISION OF
INTERNATIONAL FINANCE

BOARD OF GOVERNORS
FEDERAL RESERVE SYSTEM
Washington, D.C. 20551

Table of Contents

TABLES

1. LATEST FIGURES PLOTTED
2. DAILY CERTIFIED SPOT EXCHANGE RATES--
H.10 RELEASE

CHARTS

1. SPOT EXCHANGE RATE INDICES
2. 3-MONTH FORWARD EXCHANGE RATES
3. GOLD PRICE--LONDON
4. CALL MONEY RATES
5. 3-MONTH INTEREST RATES
6. EURO-DOLLAR DEPOSIT RATES
7. SELECTED EURO-DOLLAR AND
U.S. MONEY MARKET RATES
8. INTEREST ARBITRAGE: 3-MONTH FUNDS
9. LONG-TERM GOVERNMENT BOND YIELDS
10. INDUSTRIAL STOCK INDICES

SUBSCRIPTION RATES:

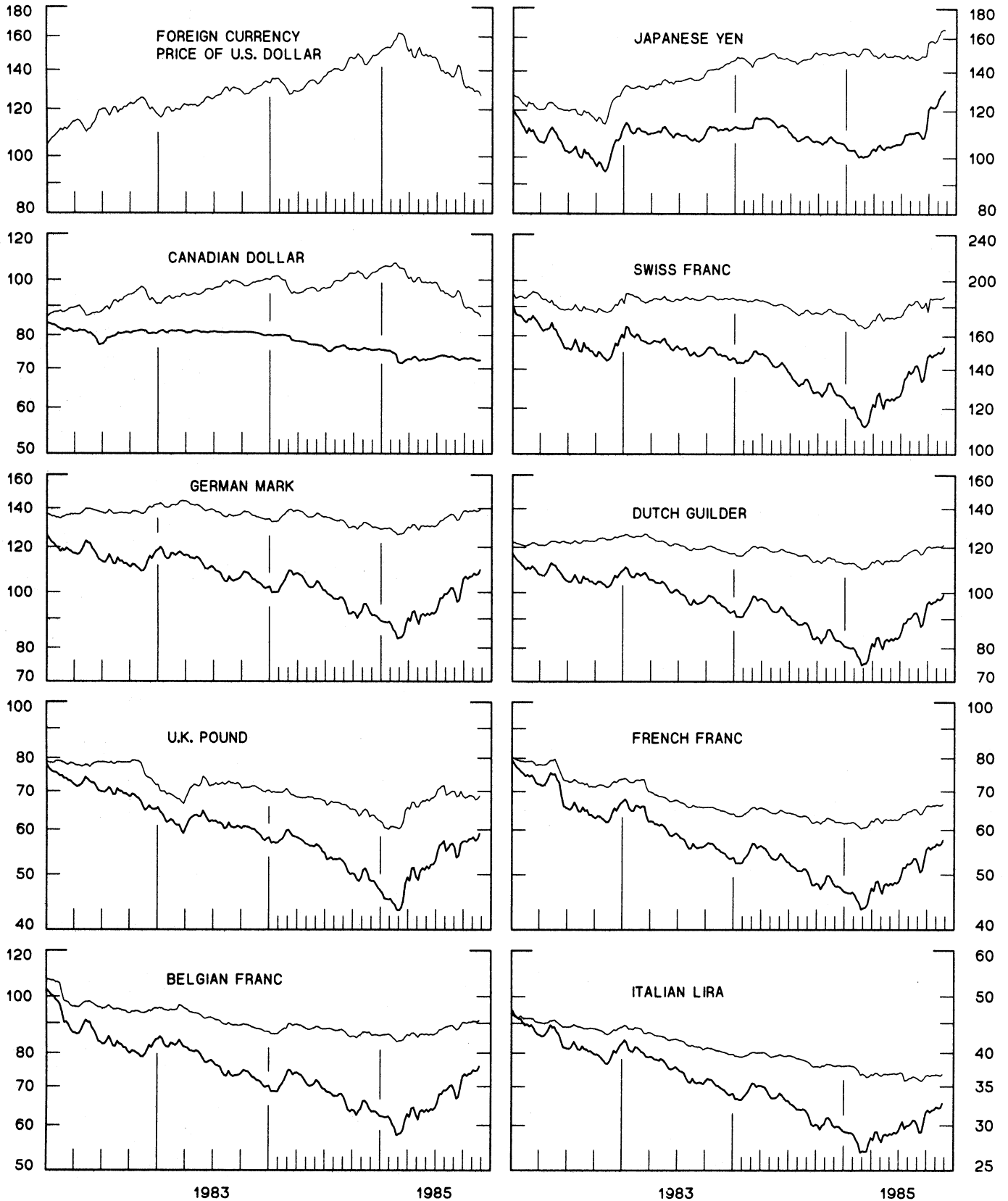
Weekly \$15.00 per year or \$.40 each in the United States, its possessions, Canada, and Mexico; 10 or more of the same issue to one address, \$13.50 per year or \$.35 each. Elsewhere, \$20.00 per year or \$.50 each. Address requests to Publications Services, Division of Administrative Services, and make payment remittance payable to the order of the Board of Governors of the Federal Reserve System in a form collectible at par in U.S. Currency.

SPOT EXCHANGE INDICES

DOLLAR PRICES OF FOREIGN CURRENCIES AND WEIGHTED AVERAGE VALUES (THIN LINE)
AVERAGES FOR WEEK ENDING WEDNESDAY

RATIO SCALE
MARCH 1973=100

RATIO SCALE
MARCH 1973=100



3-MONTH FORWARD EXCHANGE RATES

PREMIUM (+) OR (-)
AVERAGES FOR WEEK ENDING WEDNESDAY

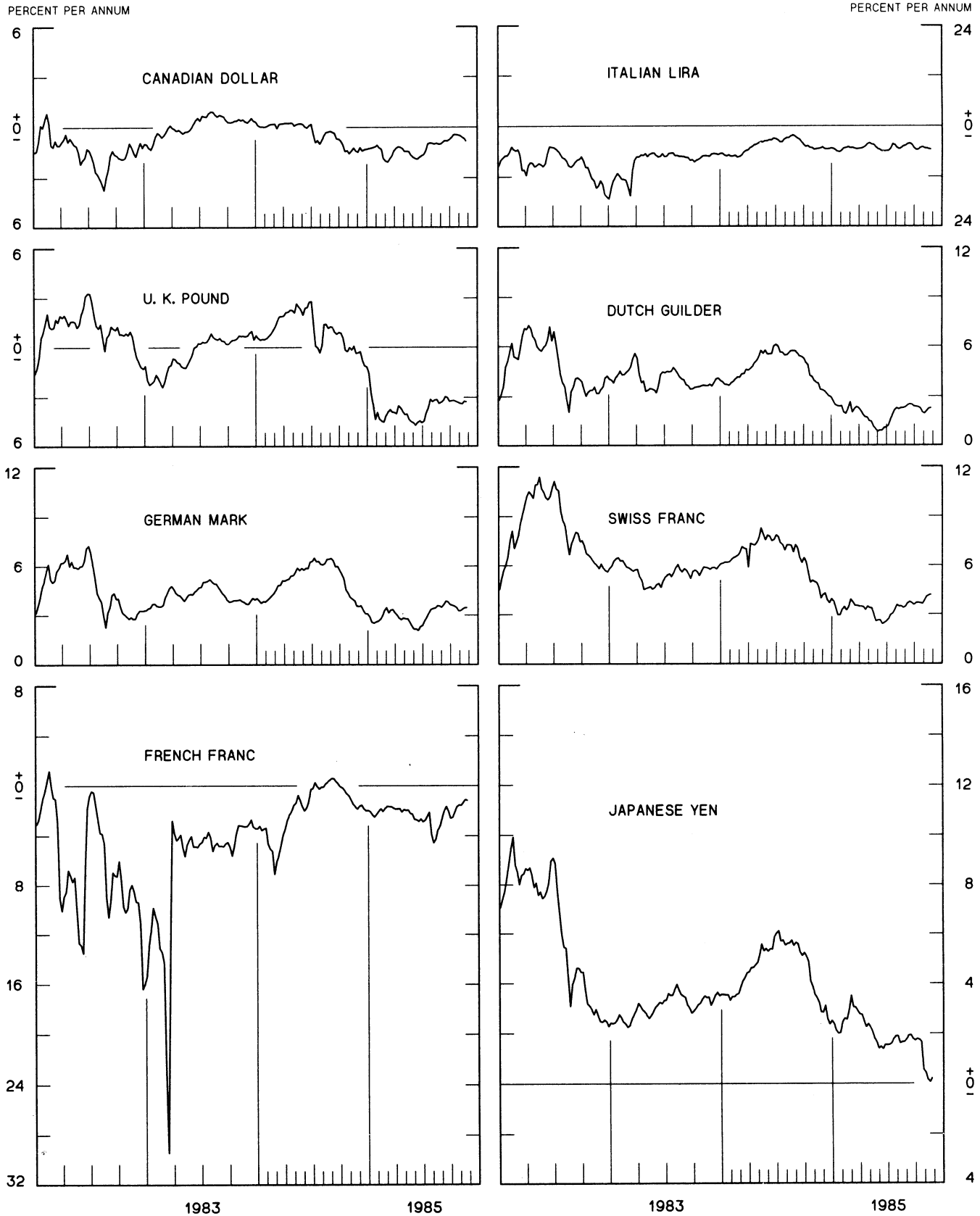


CHART 3
PRICE OF GOLD IN LONDON
AVERAGES FOR WEEK ENDING WEDNESDAY

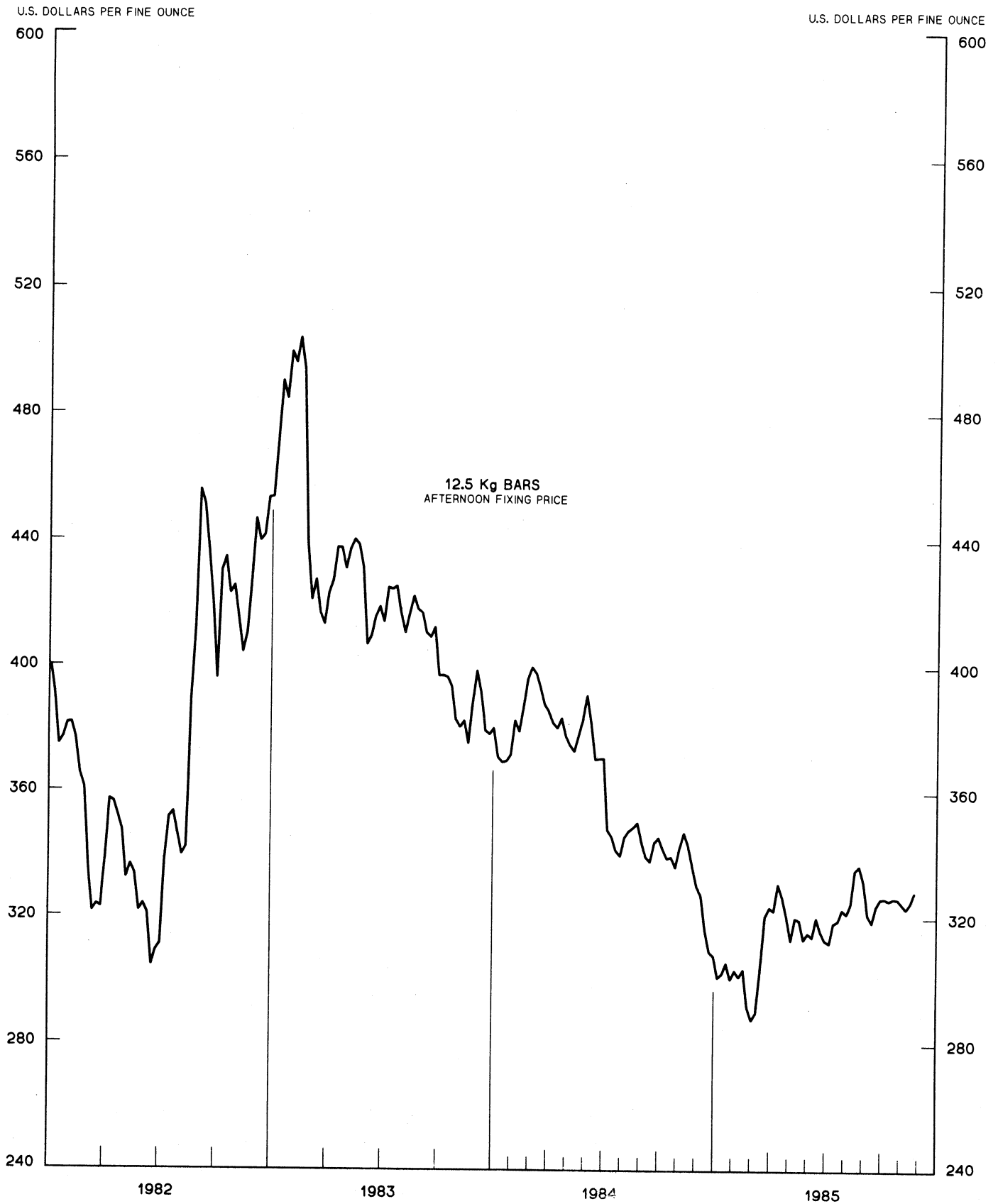
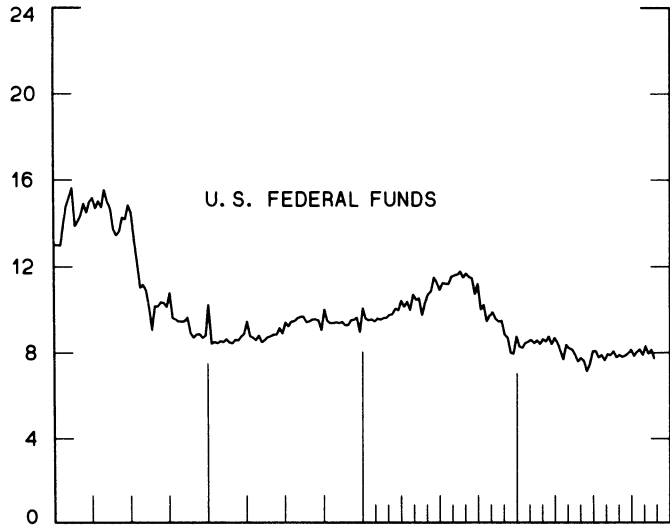
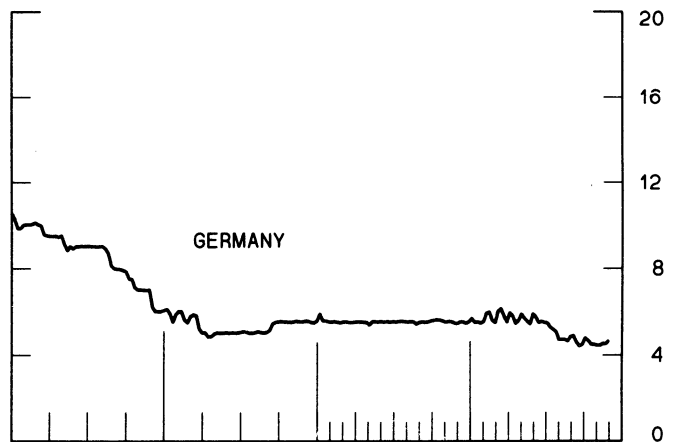
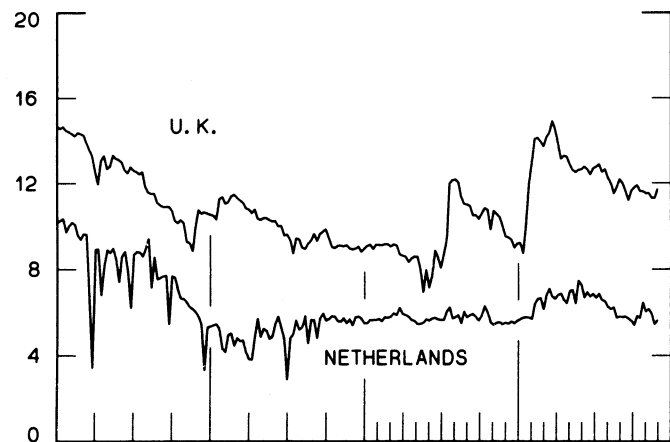
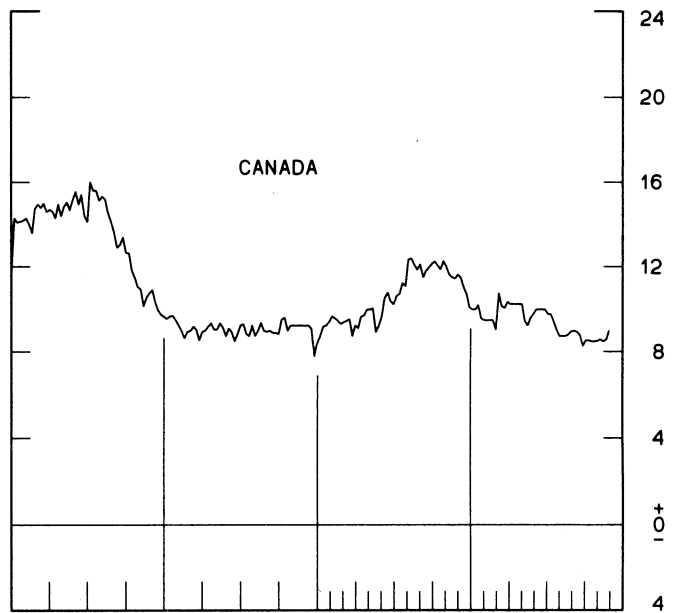
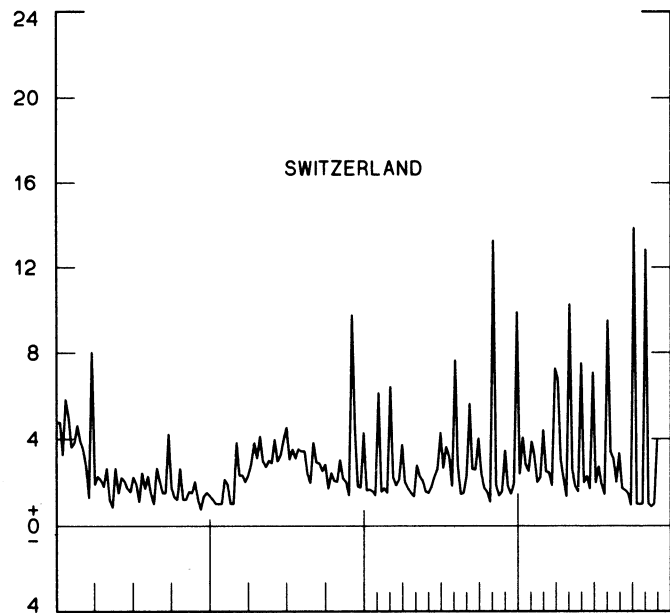
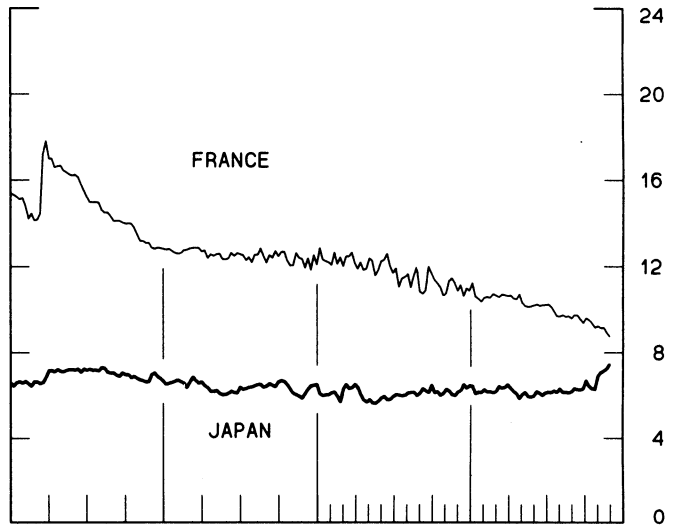


CHART 4
CALL MONEY RATES
 WEEKLY SERIES

PERCENT PER ANNUM



PERCENT PER ANNUM



1983

1985

1983

1985

CHART 5
3-MONTH INTEREST RATES
 WEEKLY SERIES

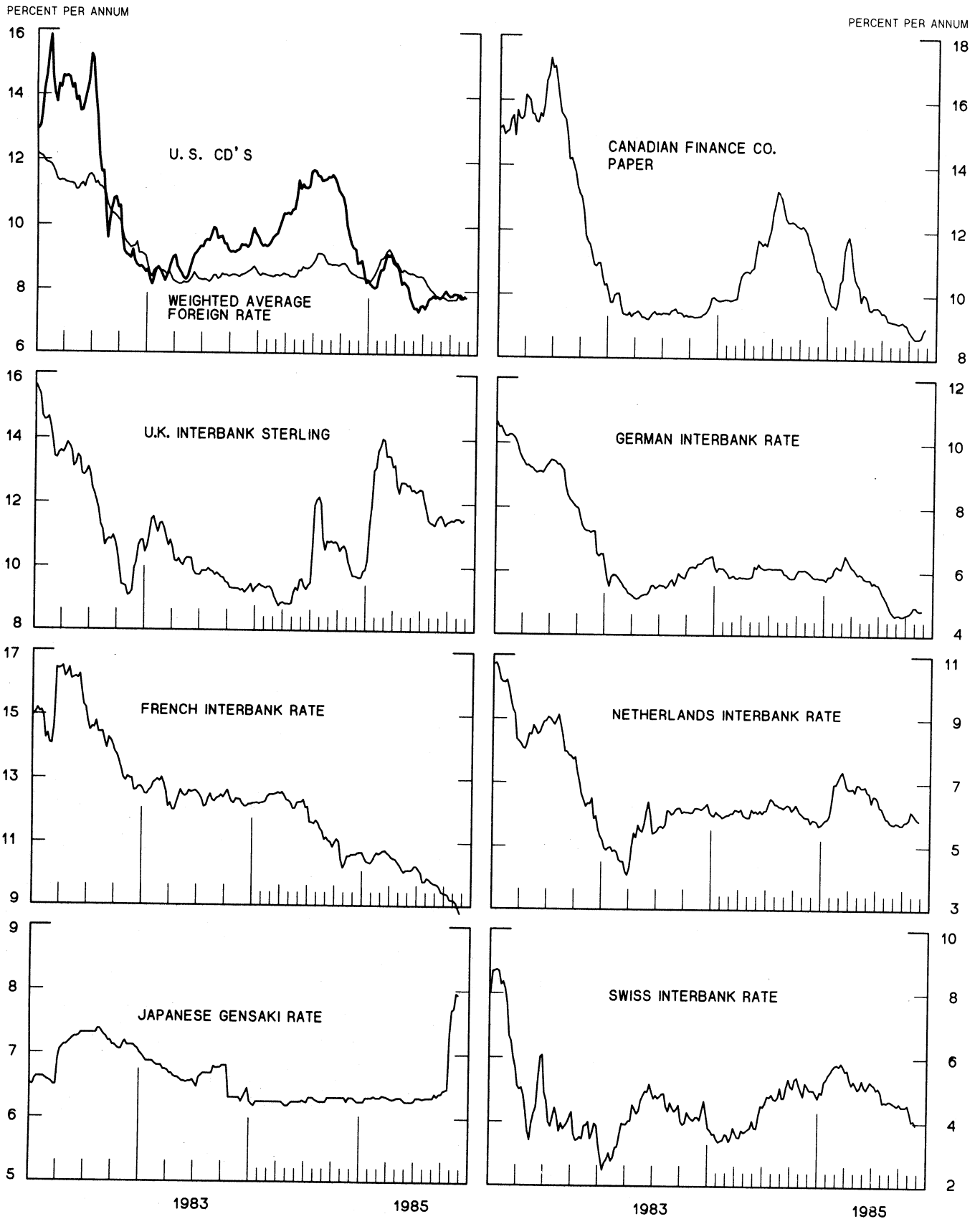


CHART 6
EURO-DOLLAR DEPOSIT RATES LONDON
AVERAGES FOR WEEK ENDING WEDNESDAY

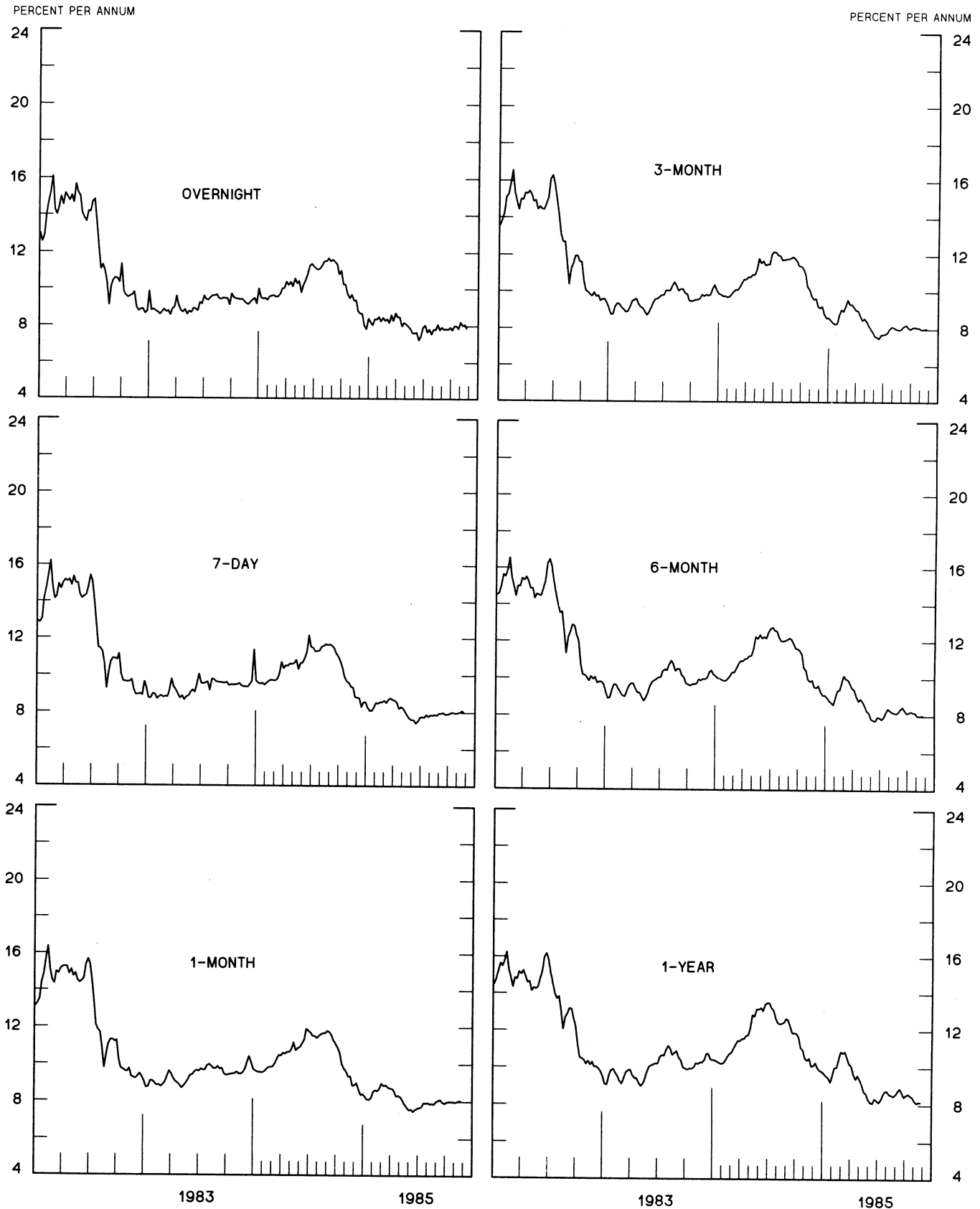
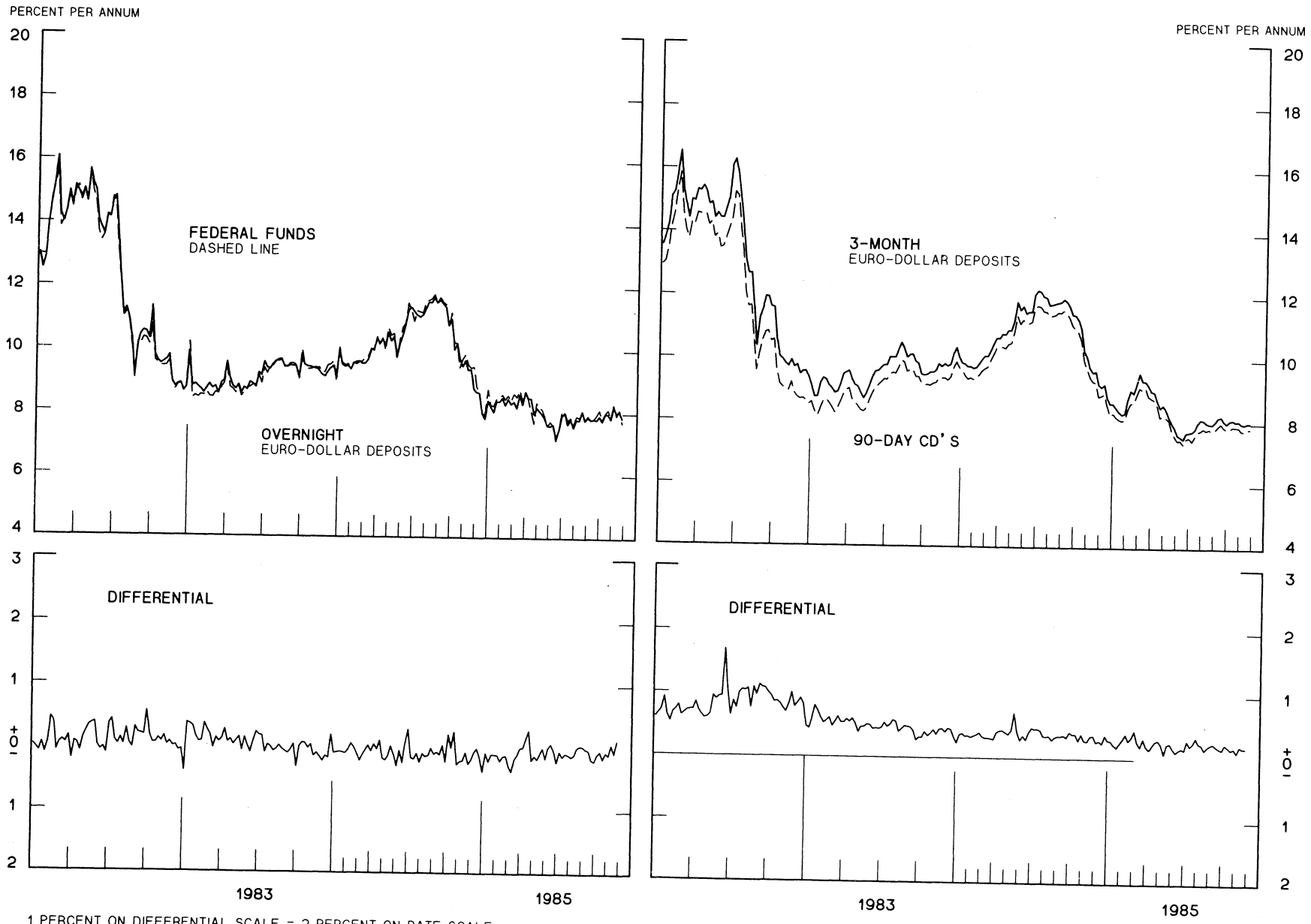


CHART 7
SELECTED EURO-DOLLAR AND U. S. MONEY MARKET RATES

DIFFERENTIAL: PLUS(+), FAVORS BORROWING IN U. S.
 AVERAGES FOR WEEK ENDING WEDNESDAY



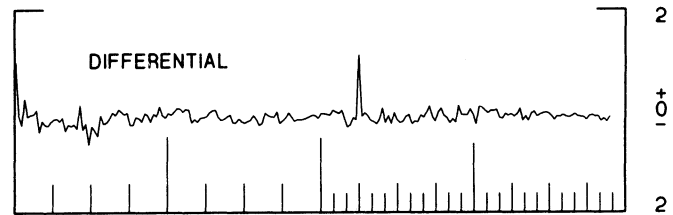
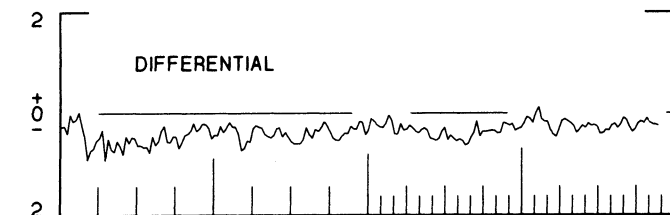
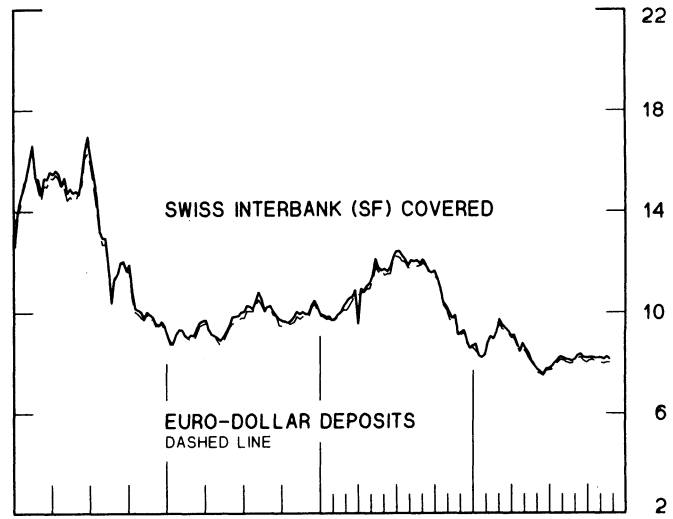
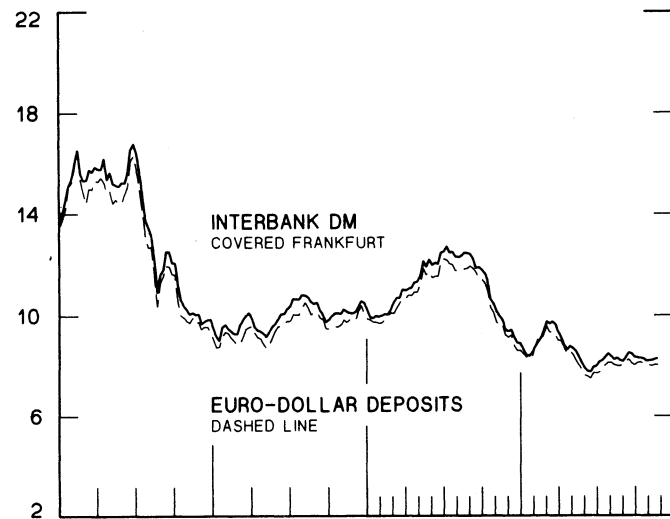
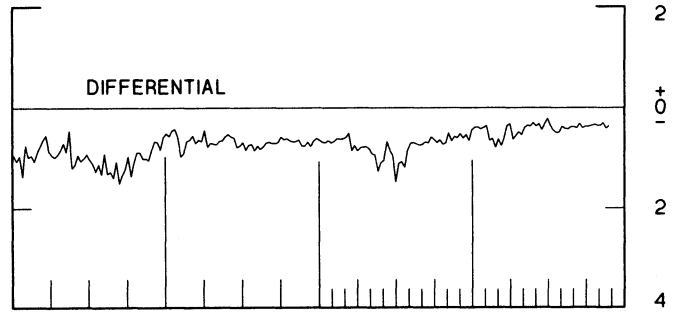
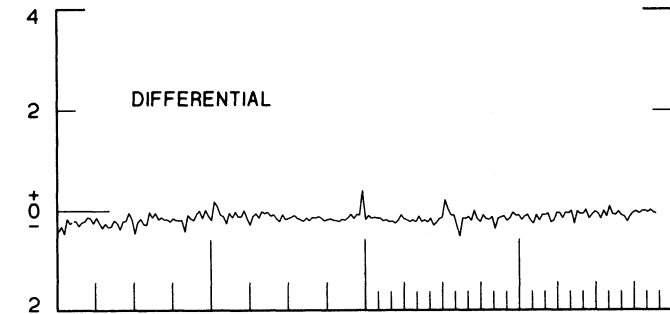
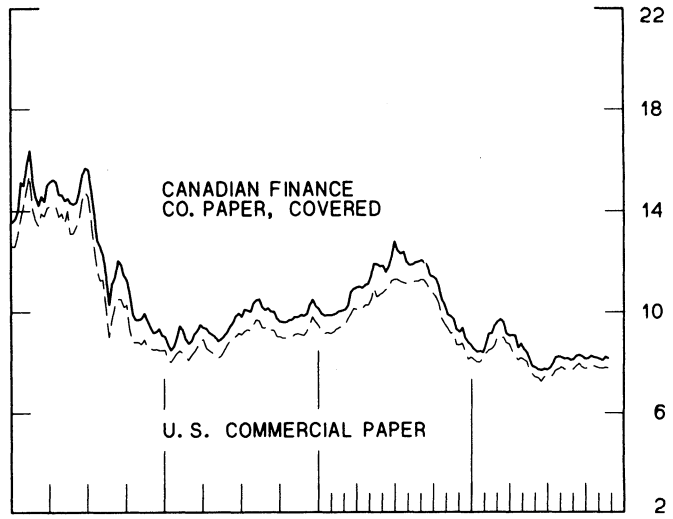
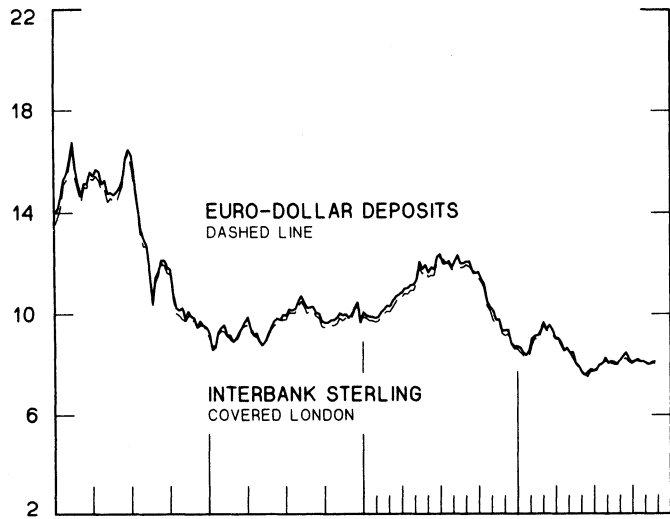
1 PERCENT ON DIFFERENTIAL SCALE = 2 PERCENT ON RATE SCALE

INTEREST ARBITRAGE: 3-MONTH FUNDS

DIFFERENTIAL: PLUS(+), INDICATES FAVOR DOLLAR ASSETS
AVERAGES FOR WEEK ENDING WEDNESDAY

PERCENT PER ANNUM

PERCENT PER ANNUM



1983

1985

1983

1985

1 PERCENT ON DIFFERENTIAL SCALE = 2 PERCENT ON RATE SCALE

LONG-TERM GOVERNMENT BOND YIELDS

WEEKLY SERIES

PERCENT PER ANNUM

PERCENT PER ANNUM

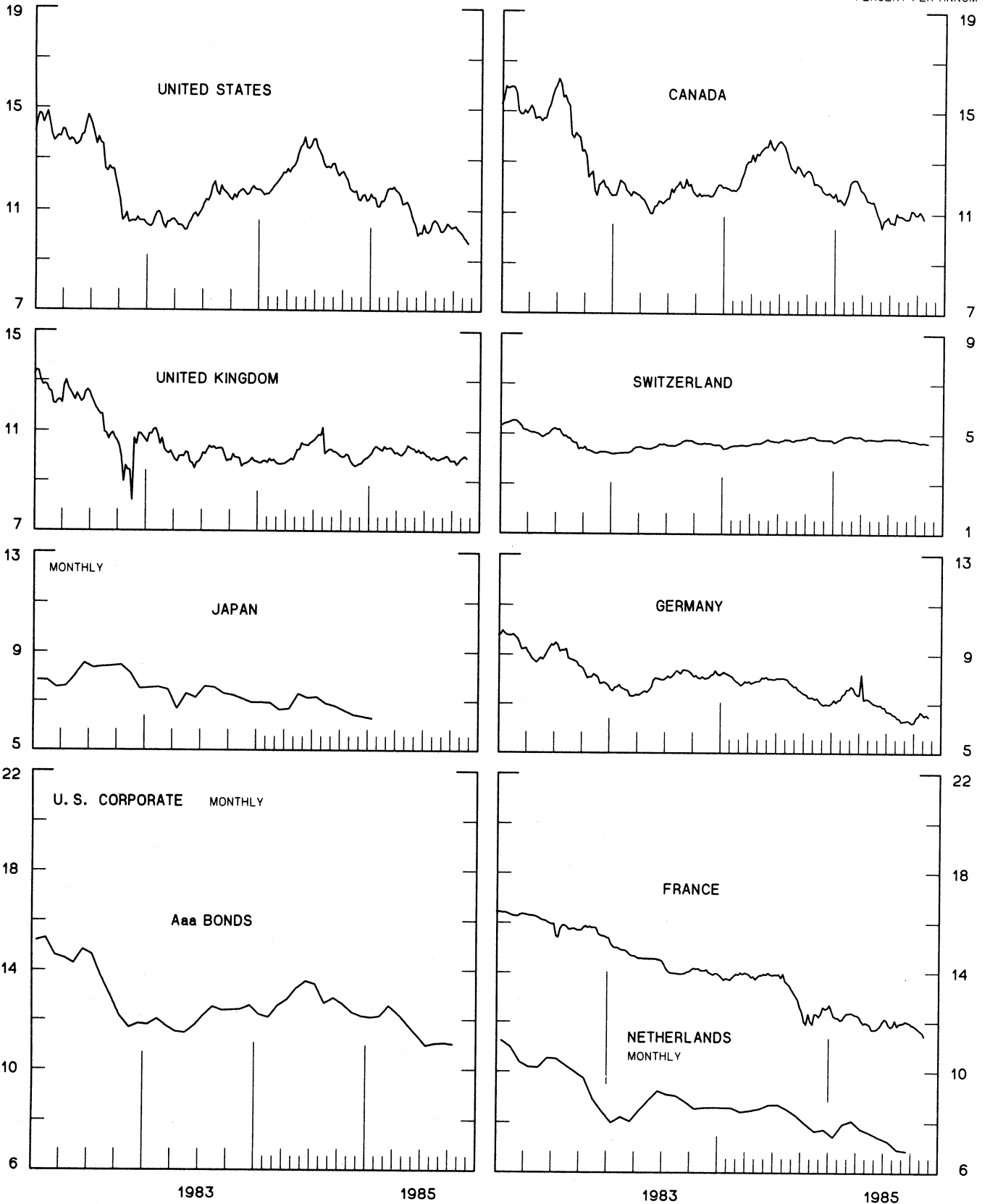
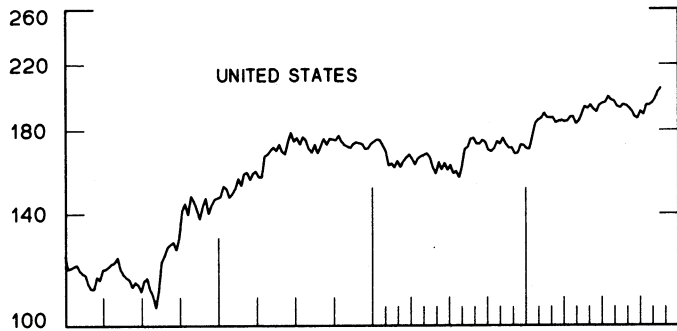
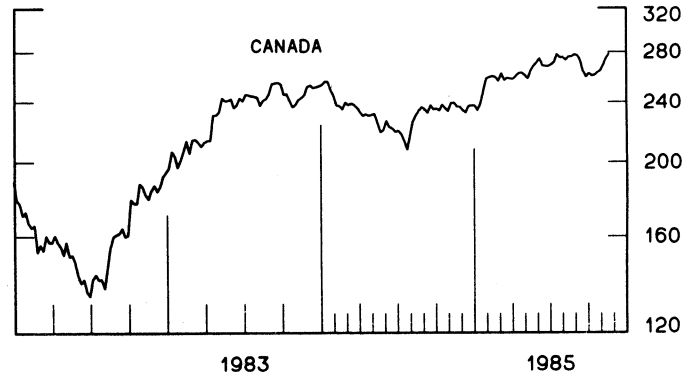
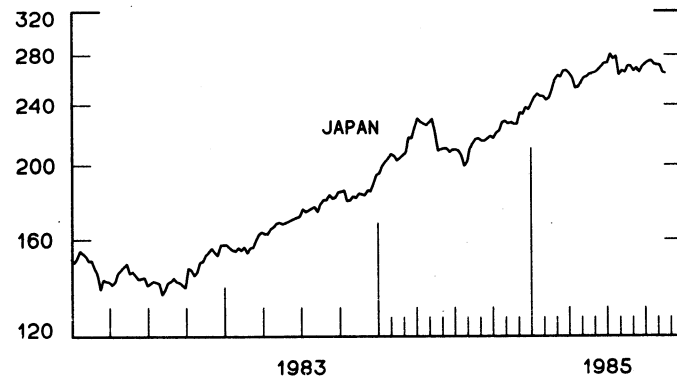
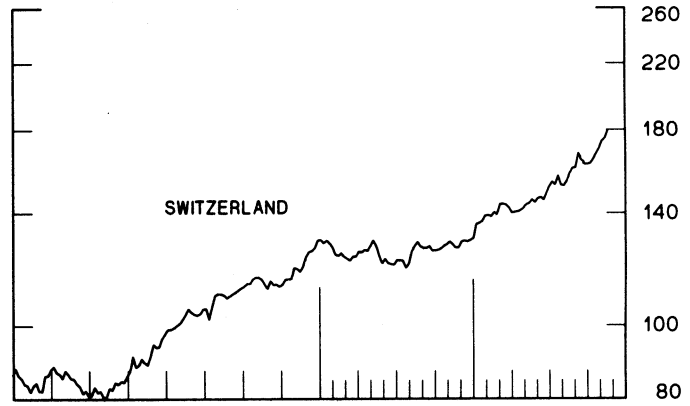
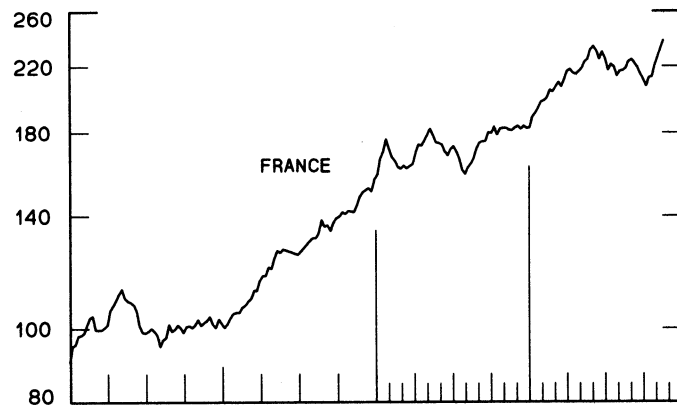
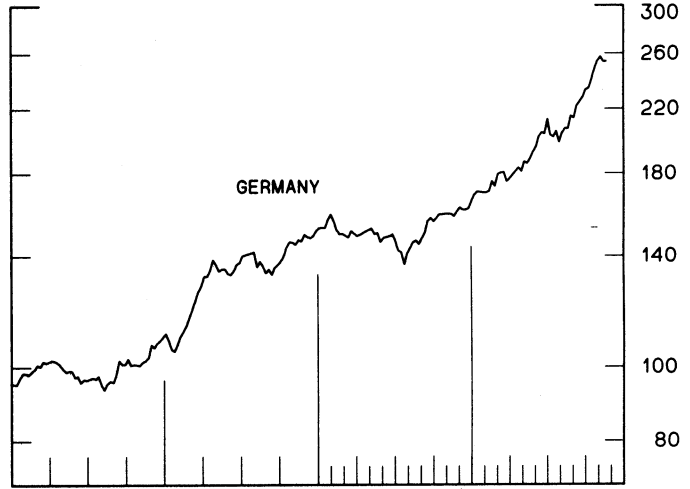
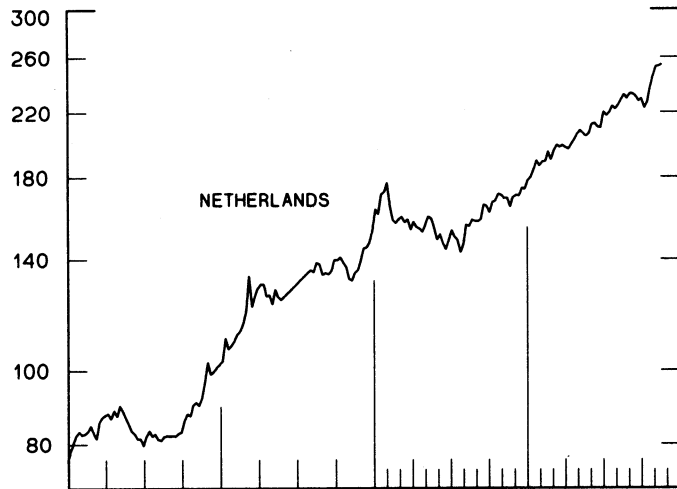
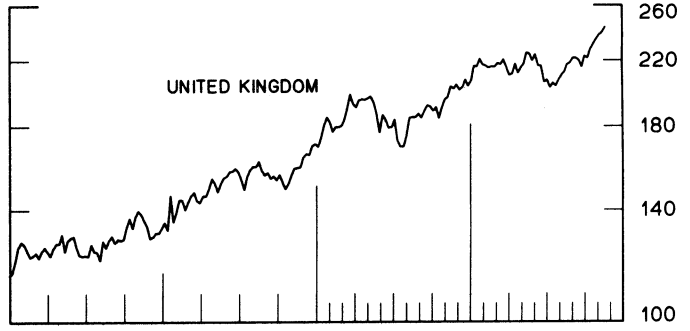


CHART 10
INDUSTRIAL STOCK INDICES
WEEKLY SERIES

RATIO SCALE
1969=100



RATIO SCALE
1969=100



1983

1985

1983

1985

LAST VALUE PLOTTED
DATE VALUE

SERIES NAME

CHART 1. SPOT EXCHANGE RATES AND INDICES

WEEKLY AVERAGES, NOON BUYING RATES (U.S. CENTS)

GERMAN MARK	NOV. 27	38.97
JAPANESE YEN	NOV. 27	0.49687
DUTCH GUILDER	NOV. 27	34.62
U.K. POUND	NOV. 27	146.07
CANADIAN DOLLAR	NOV. 27	72.61
FRENCH FRANC	NOV. 27	12.79
SWISS FRANC	NOV. 27	47.57
BELGIAN FRANC	NOV. 27	1.92694
ITALIAN LIRA	NOV. 27	0.05766
SWEDISH KRONA	NOV. 27	12.92

INDICES, MARCH 1973 BASE RATES = 100

GERMAN MARK	NOV. 27	109.61
JAPANESE YEN	NOV. 27	130.10
DUTCH GUILDER	NOV. 27	99.39
U.K. POUND	NOV. 27	59.08
CANADIAN DOLLAR	NOV. 27	72.37
FRENCH FRANC	NOV. 27	57.63
SWISS FRANC	NOV. 27	153.03
BELGIAN FRANC	NOV. 27	75.93
ITALIAN LIRA	NOV. 27	32.76

WEIGHTED AVERAGE EXCHANGE VALUE INDICES, MAR 1973 = 100
(G-10 COUNTRIES PLUS SWITZERLAND)

U.S. DOLLAR	NOV. 27	126.70
GERMAN MARK	NOV. 27	139.45
JAPANESE YEN	NOV. 27	165.40
DUTCH GUILDER	NOV. 27	121.24
U.K. POUND	NOV. 27	68.71
CANADIAN DOLLAR	NOV. 27	86.26
FRENCH FRANC	NOV. 27	66.57
SWISS FRANC	NOV. 27	187.64
BELGIAN FRANC	NOV. 27	91.04
ITALIAN LIRA	NOV. 27	36.75
SWEDISH KRONA	NOV. 27	67.07

CHART 2. 3-MONTH FORWARD EXCHANGE RATES, PREMIUM OR DISCOUNT

CANADIAN DOLLAR	NOV. 27	-0.86
U.K. POUND	NOV. 27	-3.31
GERMAN MARK	NOV. 27	3.43
FRENCH FRANC	NOV. 27	-1.17
SWISS FRANC	NOV. 27	4.17
DUTCH GUILDER	NOV. 27	2.24
JAPANESE YEN	NOV. 27	0.23
ITALIAN LIRA	NOV. 27	-5.75

SERIES NAME	LAST VALUE PLOTTED	
	DATE	VALUE
CHART 3. GOLD PRICE IN LONDON, AFTERNOON FIXING		
U.S. DOLLARS PER FINE OUNCE	NOV. 27	328.38
CHART 4. CALL MONEY RATES		
U.S. FEDERAL FUNDS	NOV. 27	7.71
OVERNIGHT EURO-DOLLAR DEPOSITS	NOV. 27	7.85
U. K.	NOV. 27	11.70
CANADA	NOV. 27	9.00
GERMANY	NOV. 27	4.63
JAPAN	NOV. 27	7.45
FRANCE	NOV. 27	8.76
NETHERLANDS	NOV. 27	5.60
SWITZERLAND	NOV. 27	3.90
CHART 5. 3-MONTH INTEREST RATES		
U.S. 90-DAY CD'S, SECONDARY MARKET	NOV. 27	7.84
GERMAN INTERBANK LOAN	NOV. 27	4.80
JAPANESE GENSAKI RATE	NOV. 27	7.42
CANADIAN FINANCE PAPER	NOV. 27	9.00
INTERBANK STERLING	NOV. 27	11.50
SWISS INTERBANK LOAN	NOV. 27	3.94
FRENCH INTERBANK RATE	NOV. 27	8.77
NETHERLANDS INTERBANK RATE	NOV. 27	5.83
WEIGHTED AVERAGE FOREIGN INTEREST RATE (G-10 COUNTRIES PLUS SWITZERLAND)	NOV. 27	7.80
CHART 6. EURO-DOLLAR DEPOSIT RATES: LONDON		
OVERNIGHT	NOV. 27	7.85
7-DAY	NOV. 27	8.03
1-MONTH	NOV. 27	8.03
3-MONTH	NOV. 27	8.03
6-MONTH	NOV. 27	8.03
1-YEAR	NOV. 27	8.18
CHART 7. SELECTED EURO-DOLLAR AND U.S. MONEY MARKET RATES		
OVERNIGHT EURO-DOLLAR DEPOSITS	NOV. 27	7.85
U.S. FEDERAL FUNDS	NOV. 27	7.71
DIFFERENTIAL	NOV. 27	0.14
3-MONTH EURO-DOLLAR DEPOSIT RATE	NOV. 27	8.03
U.S. 90-DAY CD'S, SECONDARY MARKET	NOV. 27	7.84
DIFFERENTIAL	NOV. 27	0.19

SERIES NAME

LAST VALUE PLOTTED
DATE VALUE

CHART 8. INTEREST ARBITRAGE, 3-MONTH FUNDS

EURO-DOLLAR DEPOSIT	NOV. 27	8.03
INTERBANK STERLING (LONDON), COVERED	NOV. 27	8.10
DIFFERENTIAL	NOV. 27	-0.07
U.S. COMMERCIAL PAPER	NOV. 27	7.76
CANADIAN FINANCE PAPER, COVERED	NOV. 27	8.12
DIFFERENTIAL	NOV. 27	-0.37
EURO-DOLLAR DEPOSIT	NOV. 27	8.03
INTERBANK DM (FRANKFURT), COVERED	NOV. 27	8.27
DIFFERENTIAL	NOV. 27	-0.24
EURO-DOLLAR DEPOSIT	NOV. 27	8.03
SWISS INTERBANK, COVERED	NOV. 27	8.15
DIFFERENTIAL	NOV. 27	-0.12

CHART 9. LONG TERM GOVERNMENT BOND YIELDS

UNITED STATES	NOV. 22	9.68
GERMANY	NOV. 22	6.48
JAPAN (MONTHLY)	JAN.	6.29
SWITZERLAND	NOV. 15	4.64
CANADA	OCT. 25	10.79
FRANCE	NOV. 15	11.42
NETHERLANDS (MONTHLY)	SEPT.	6.87
UNITED KINGDOM	NOV. 22	9.91
U.S. CORPORATE		
AAA BONDS	OCT.	11.02

CHART 10. STOCK INDICES

UNITED STATES	NOV. 20	204.42
UNITED KINGDOM	NOV. 20	243.16
CANADA	NOV. 20	278.41
GERMANY	NOV. 20	253.56
SWITZERLAND	NOV. 20	179.75
NETHERLANDS	NOV. 20	253.90
FRANCE	NOV. 20	238.18
JAPAN	NOV. 20	264.31

FEDERAL RESERVE statistical release



H.10 (512)

NOVEMBER 29, 1985

FOREIGN EXCHANGE RATES

FOR THE WEEK ENDING NOVEMBER 29, 1985

The Board of Governors of the Federal Reserve System is advised that the Federal Reserve Bank of New York has certified for customs purposes the following noon buying rates in New York City for cable transfers payable in foreign currencies:

COUNTRY	MONETARY UNIT	(CURRENCY UNITS PER DOLLAR)				
		NOV. 25	NOV. 26	NOV. 27	NOV. 28	NOV. 29
*AUSTRALIA	DOLLAR	69.16	69.13	68.76		68.59
AUSTRIA	SCHILLING	18.035	17.925	17.850		17.660
BELGIUM	FRANC	51.930	51.560	51.460		51.080
BRAZIL	CRUZEIRO	9145.00	9195.00	9245.00		9350.00
CANADA	DOLLAR	1.3776	1.3778	1.3781		1.3840
CHINA, P.-R.	YUAN	3.2095	3.2095	3.2095		3.2095
DENMARK	KRONE	9.2750	9.2245	9.1845		9.1100
FINLAND	MARKKA	5.5150	5.4805	5.4045		5.4350
FRANCE	FRANC	7.8180	7.7700	7.7500		7.6650
GERMANY	D. MARK	2.5663	2.5510	2.5430		2.5125
GREECE	DRACHMA	151.700	151.300	151.400		149.200
HONG KONG	DOLLAR	7.8055	7.8005	7.8010		7.8015
INDIA	RUPEE	12.0300	12.0700	12.0200	H	12.0500
*IRELAND	POUND	120.45	121.15	121.70		122.90
ITALY	LIBRA	1734.00	1726.00	1720.00		1712.00
JAPAN	YEN	200.80	201.00	201.05	O	202.10
MALAYSIA	RINGGIT	2.4200	2.4200	2.4235		2.4190
MEXICO	PESO	NA	NA	NA		NA
NETHERLANDS	GUILDER	2.8900	2.8710	2.8600	L	2.8270
*NEW ZEALAND	DOLLAR	57.450	57.400	57.650		57.300
NORWAY	KRONE	7.7000	7.6670	7.6380		7.5940
PORTUGAL	ESCUDO	162.800	162.700	162.300	I	160.000
SINGAPORE	DOLLAR	2.0875	2.0855	2.0910		2.0950
*SOUTH AFRICA	RAND	37.50	37.95	38.00		37.00
SOUTH KOREA	WON	892.40	892.00	892.50	D	891.70
SPAIN	PESETA	158.100	157.350	157.080		155.450
SRI LANKA	RUPEE	27.436	27.406	27.406		27.406
SWEDEN	KRONA	7.7175	7.6790	7.6590	A	7.6355
SWITZERLAND	FRANC	2.1015	2.0910	2.0900		2.0810
TAIWAN	DOLLAR	39.900	39.890	39.870		39.840
THAILAND	BAHT	26.090	26.140	26.140	Y	26.170
*UNITED KINGDOM	POUND	146.28	147.05	147.38		148.90
MEMO:						
*UNITED STATES	DOLLAR	126.63	126.08	125.82		125.04

*INDEX OF WEIGHTED AVERAGE EXCHANGE VALUE OF U.S. DOLLAR AGAINST CURRENCIES OF OTHER G-10 COUNTRIES. MARCH 1973 = 100. WEIGHTS ARE 1972-76 GLOBAL TRADE OF EACH OF THE 10 COUNTRIES. SERIES REVISED AS OF AUGUST 1978. FOR DESCRIPTION AND BACK DATA, SEE "INDEX OF THE WEIGHTED-AVERAGE EXCHANGE VALUE OF THE U.S. DOLLAR: REVISION" ON PAGE 700 OF THE AUGUST 1978 FEDERAL RESERVE BULLETIN.

*VALUE IS U.S. CENTS