

(516/517)

**DATA FILE
LIBRARY
FEDERAL RESERVE BANK
OF CHICAGO**

LIBRARY

NOV 22 1985

**FEDERAL RESERVE
BANK OF CHICAGO**

Selected Interest & Exchange Rates

Weekly Series of Charts

November 18, 1985

**Prepared by the
FINANCIAL MARKETS
SECTION**

**DIVISION OF
INTERNATIONAL FINANCE**

**BOARD OF GOVERNORS
FEDERAL RESERVE SYSTEM
Washington, D.C. 20551**

Table of Contents

TABLES

1. LATEST FIGURES PLOTTED
2. DAILY CERTIFIED SPOT EXCHANGE RATES--
H.10 RELEASE

CHARTS

1. SPOT EXCHANGE RATE INDICES
2. 3-MONTH FORWARD EXCHANGE RATES
3. GOLD PRICE--LONDON
4. CALL MONEY RATES
5. 3-MONTH INTEREST RATES
6. EURO-DOLLAR DEPOSIT RATES
7. SELECTED EURO-DOLLAR AND U.S. MONEY MARKET RATES
8. INTEREST ARBITRAGE: 3-MONTH FUNDS
9. LONG-TERM GOVERNMENT BOND YIELDS
10. INDUSTRIAL STOCK INDICES

SUBSCRIPTION RATES:

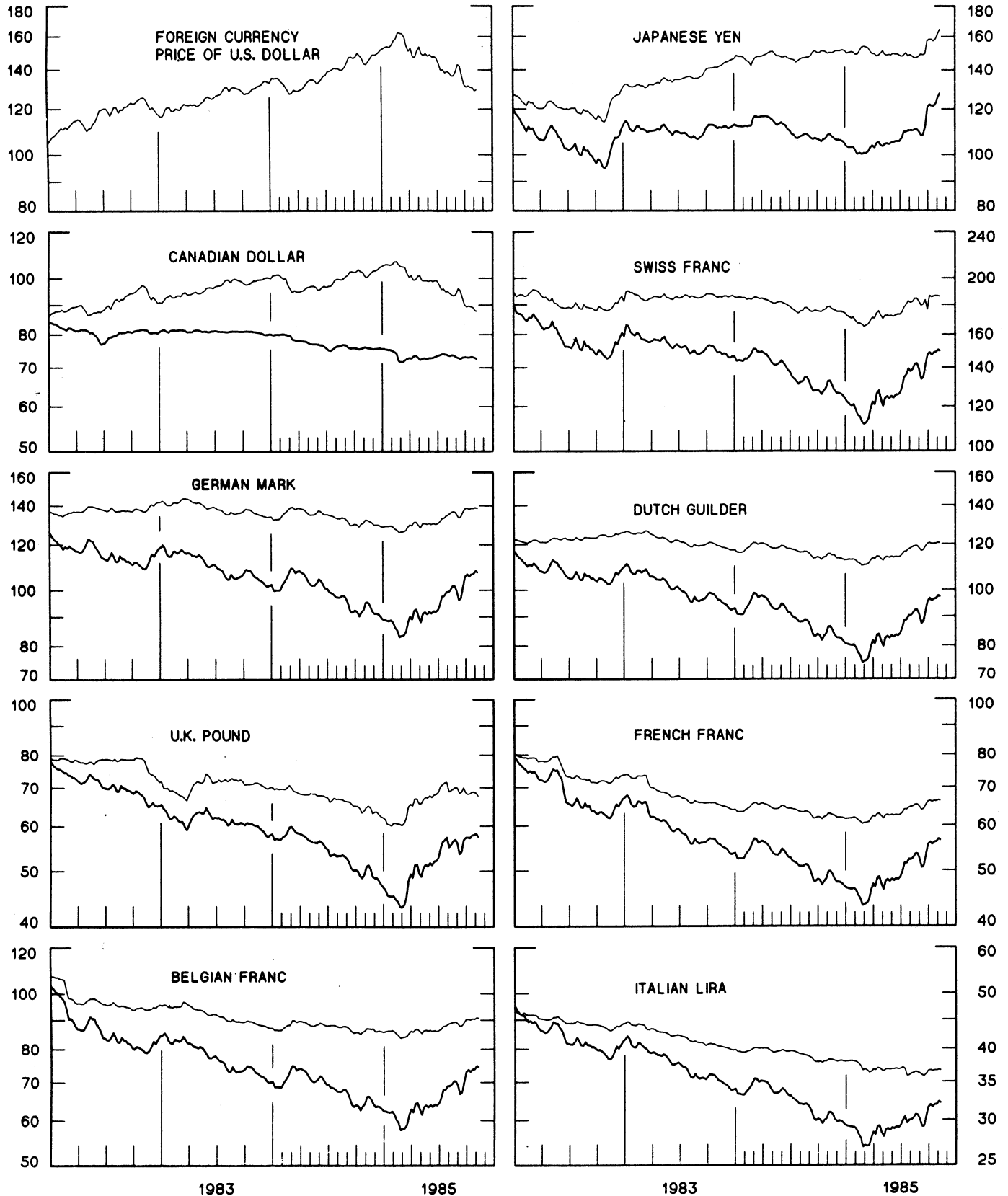
Weekly \$15.00 per year or \$.40 each in the United States, its possessions, Canada, and Mexico; 10 or more of the same issue to one address, \$13.50 per year or \$.35 each. Elsewhere, \$20.00 per year or \$.50 each. Address requests to Publications Services, Division of Administrative Services, and make payment remittance payable to the order of the Board of Governors of the Federal Reserve System in a form collectible at par in U.S. Currency.

SPOT EXCHANGE INDICES

DOLLAR PRICES OF FOREIGN CURRENCIES AND WEIGHTED AVERAGE VALUES (THIN LINE)
AVERAGES FOR WEEK ENDING WEDNESDAY

RATIO SCALE
MARCH 1973=100

RATIO SCALE
MARCH 1973=100

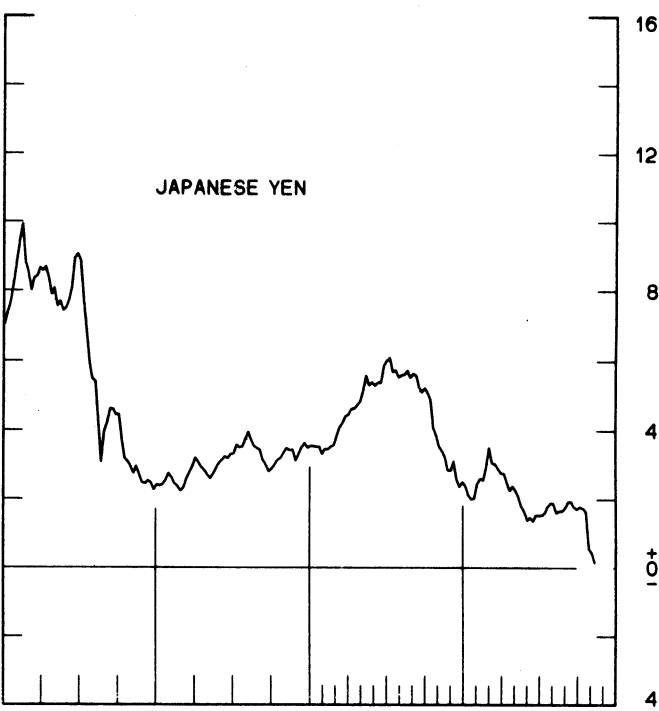
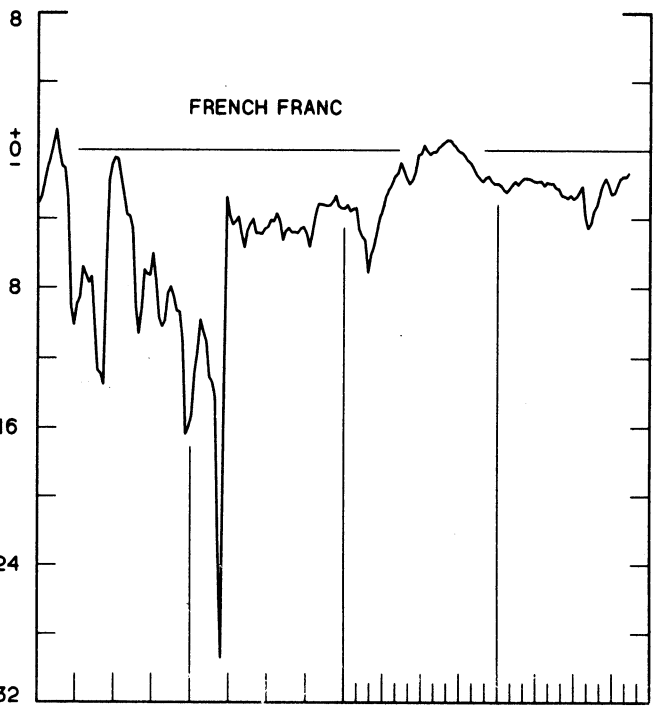
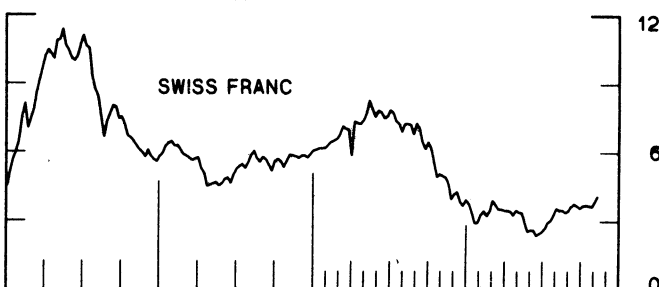
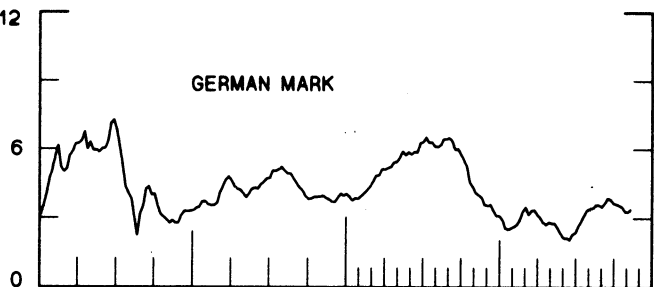
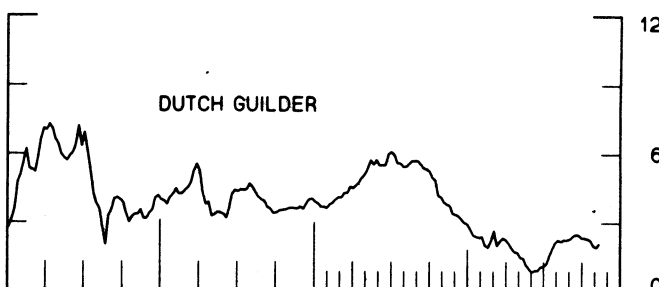
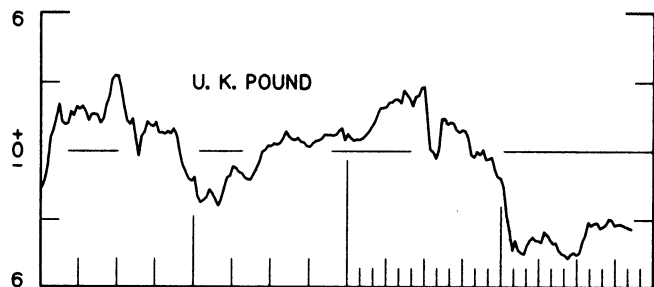
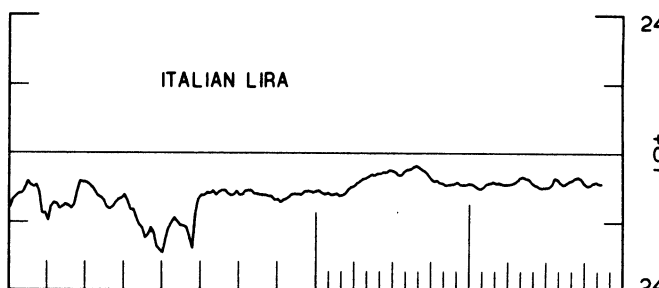
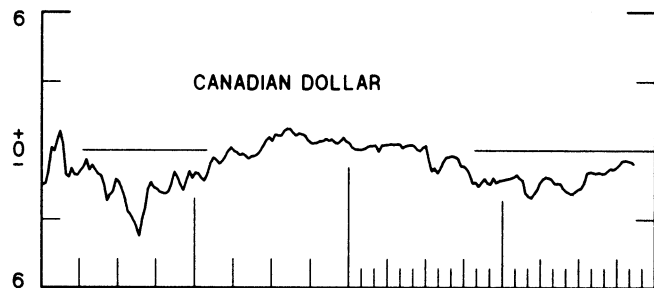


3-MONTH FORWARD EXCHANGE RATES

PREMIUM (+) OR (-)
AVERAGES FOR WEEK ENDING WEDNESDAY

PERCENT PER ANNUM

PERCENT PER ANNUM



1983

1985

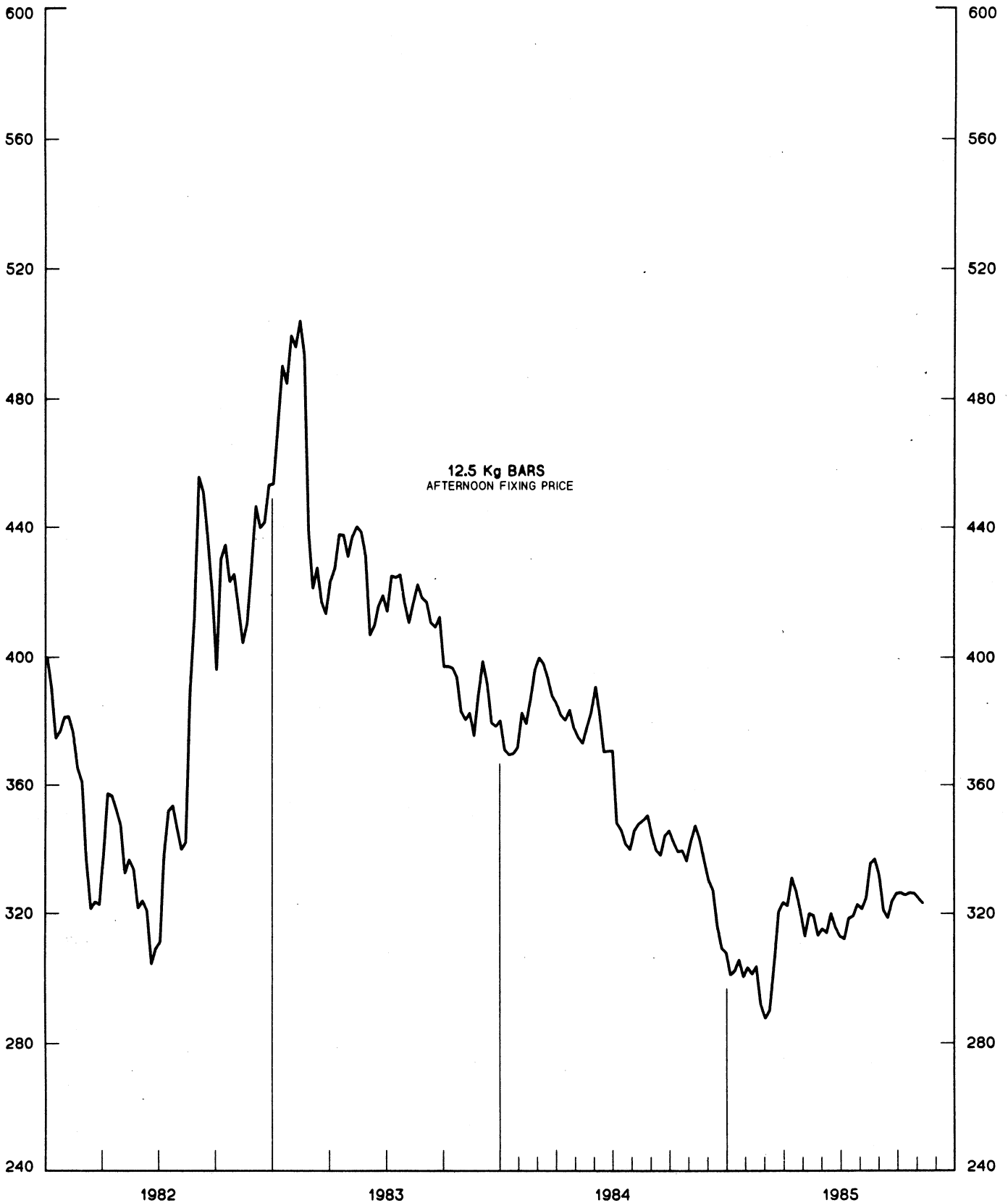
1983

1985

CHART 3
PRICE OF GOLD IN LONDON
AVERAGES FOR WEEK ENDING WEDNESDAY

U.S. DOLLARS PER FINE OUNCE

U.S. DOLLARS PER FINE OUNCE



12.5 Kg BARS
AFTERNOON FIXING PRICE

CHART 4
CALL MONEY RATES
 WEEKLY SERIES

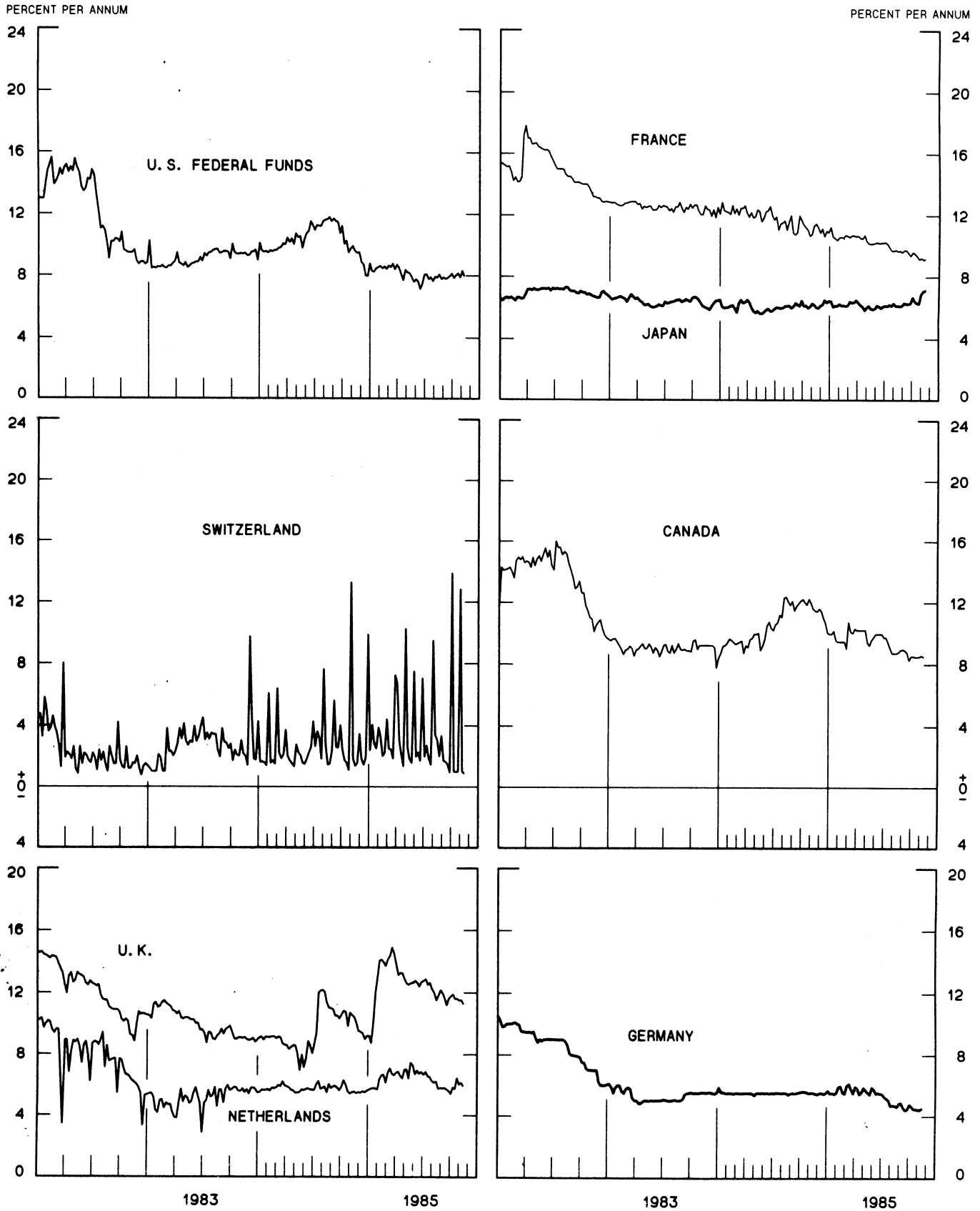
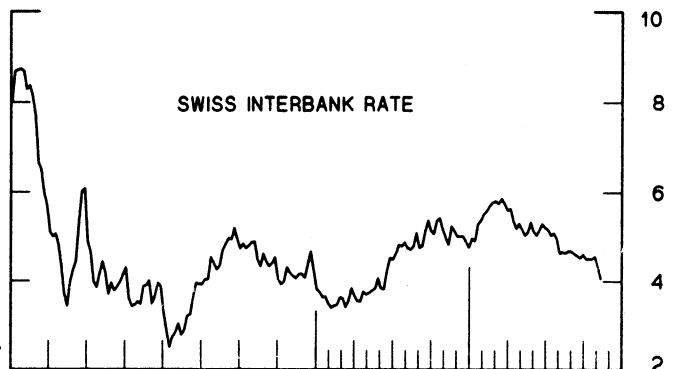
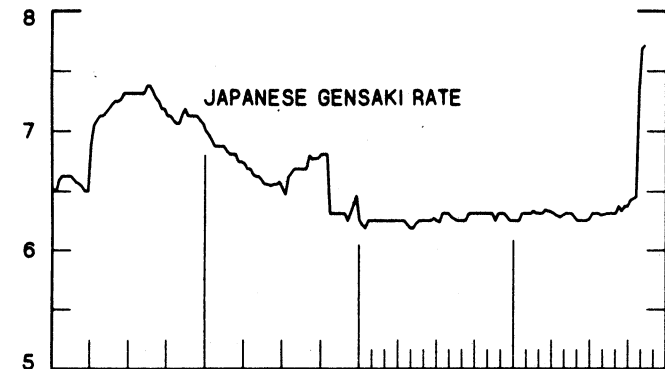
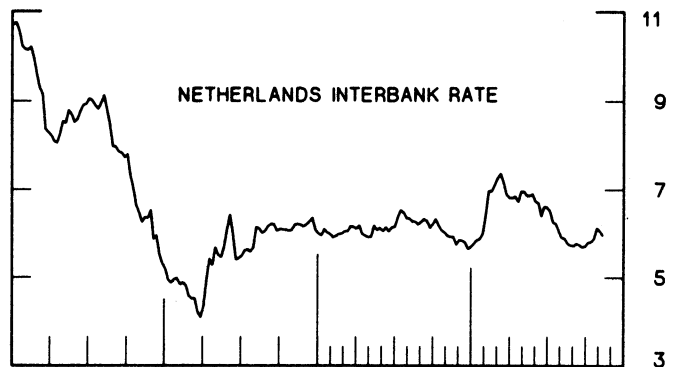
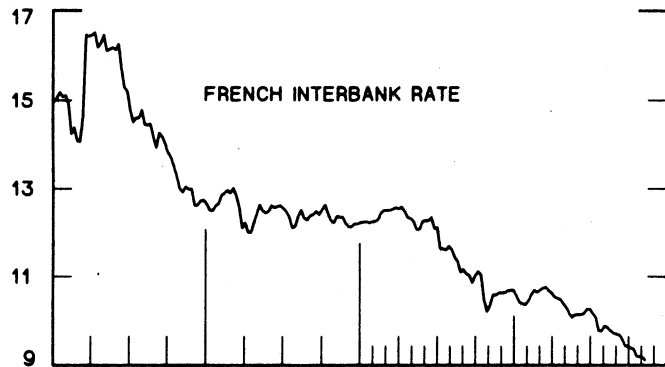
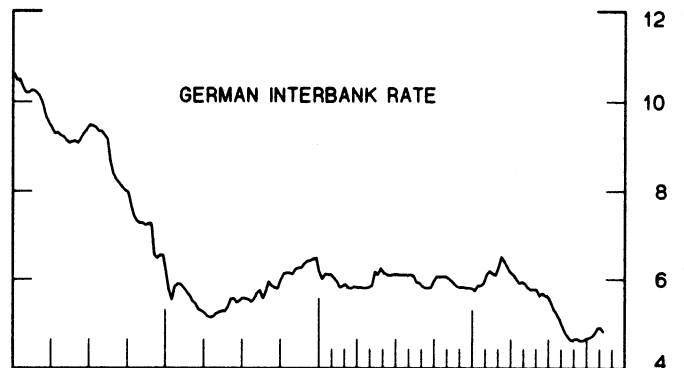
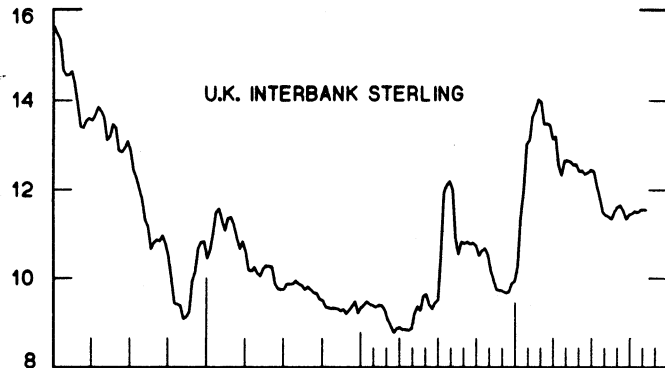
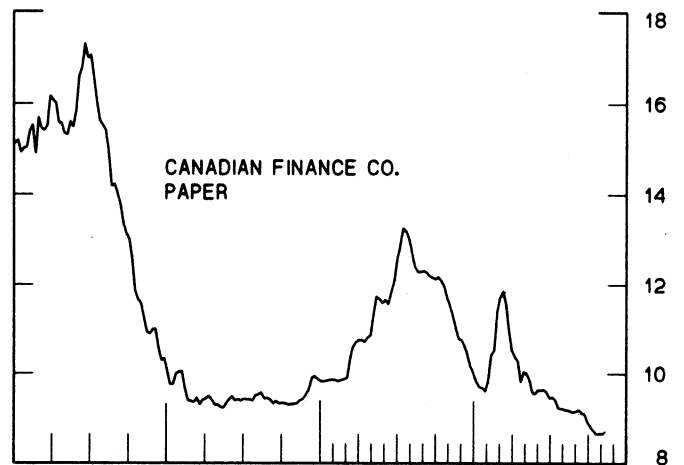
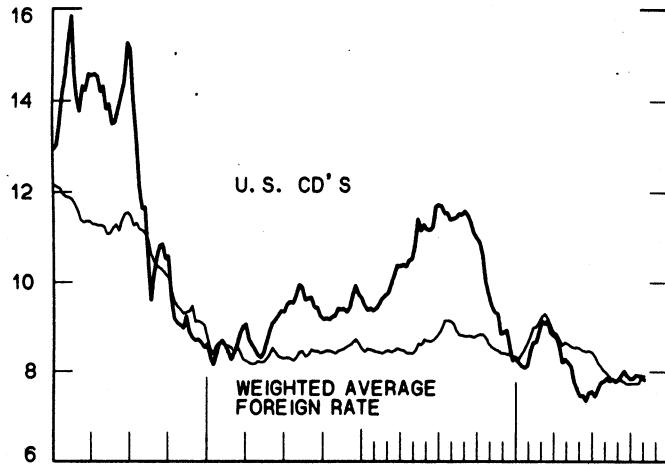


CHART 5
3-MONTH INTEREST RATES
 WEEKLY SERIES

PERCENT PER ANNUM

PERCENT PER ANNUM



1983

1985

1983

1985

CHART 6
EURO-DOLLAR DEPOSIT RATES LONDON
AVERAGES FOR WEEK ENDING WEDNESDAY

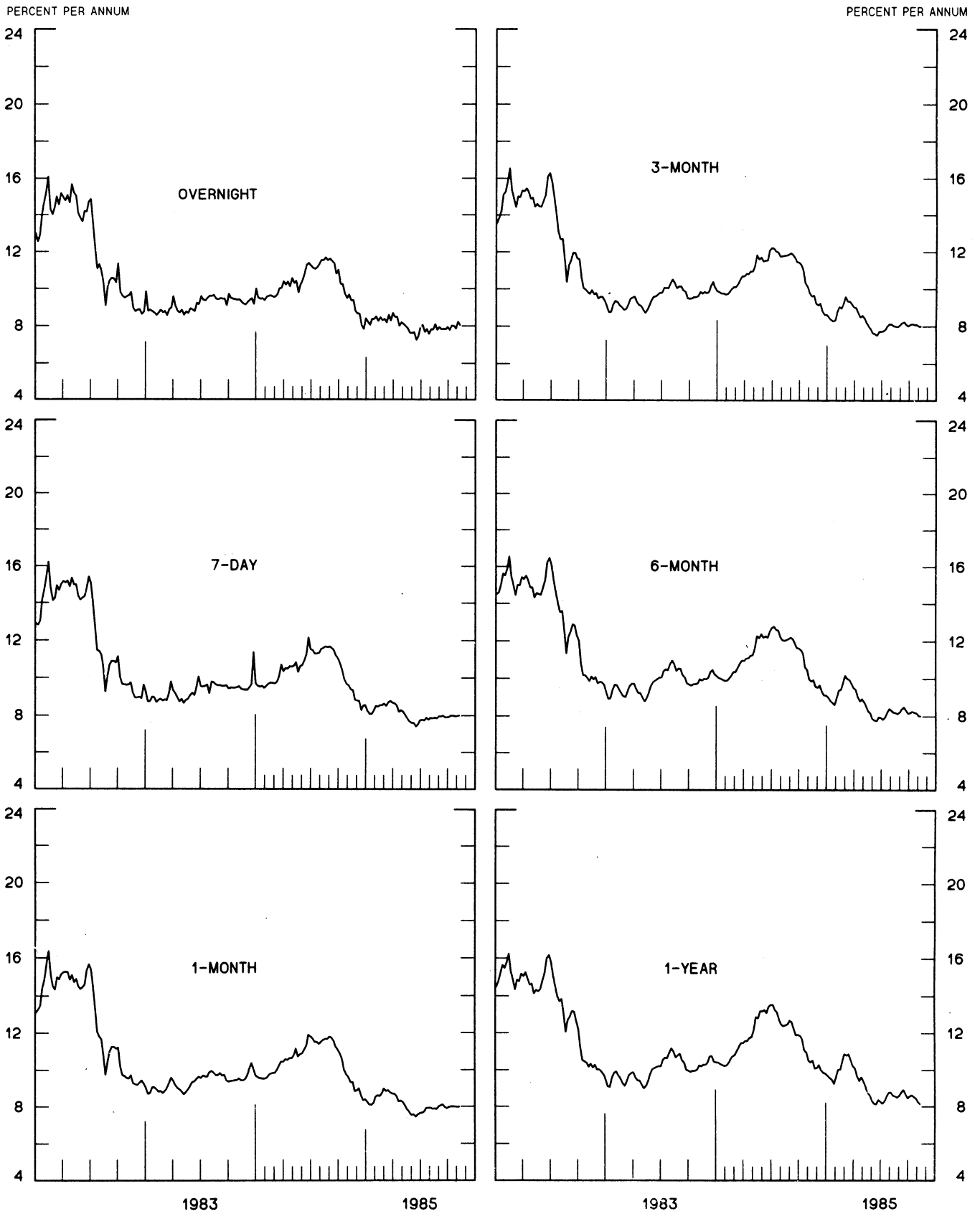
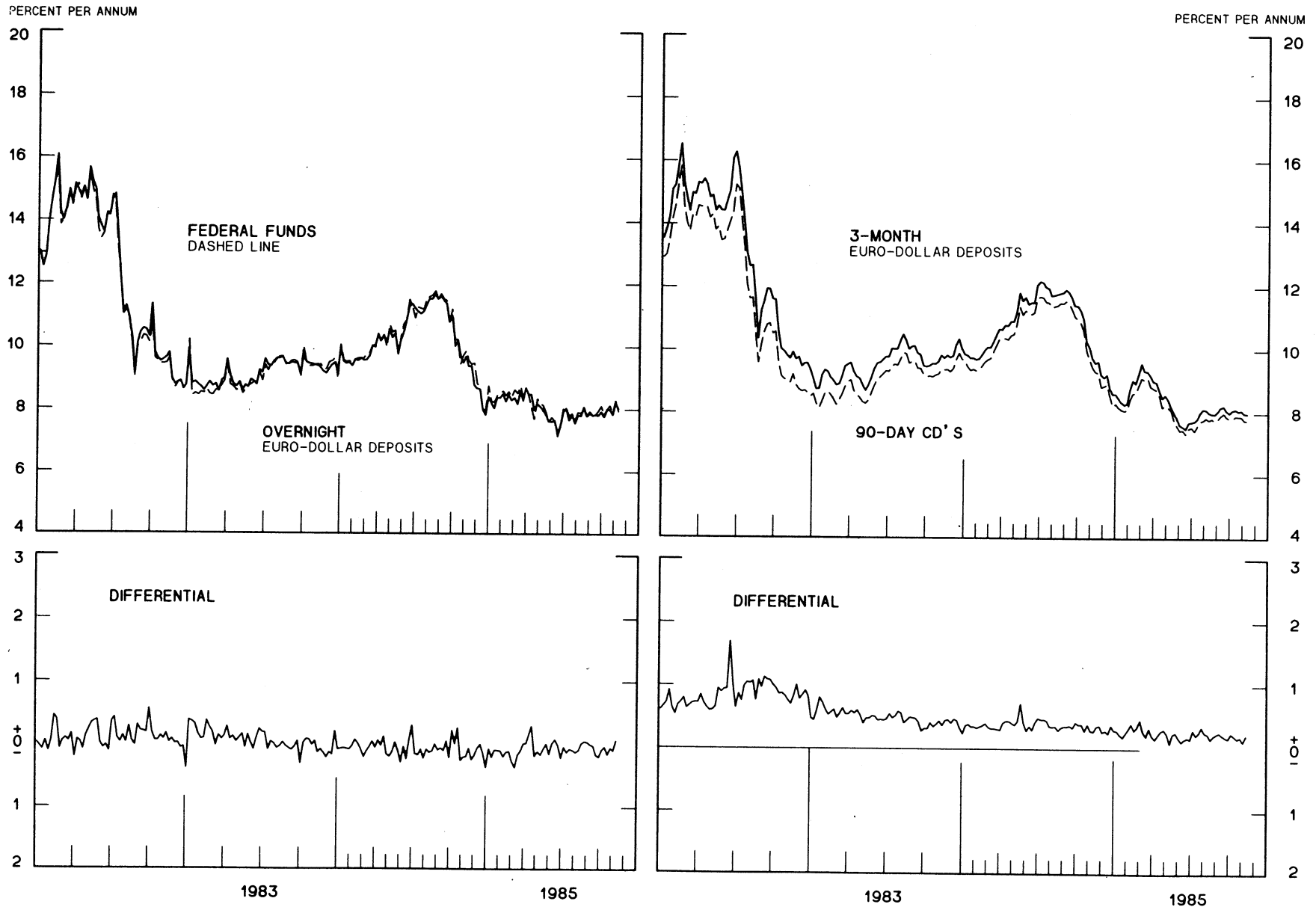


CHART 7
SELECTED EURO-DOLLAR AND U. S. MONEY MARKET RATES

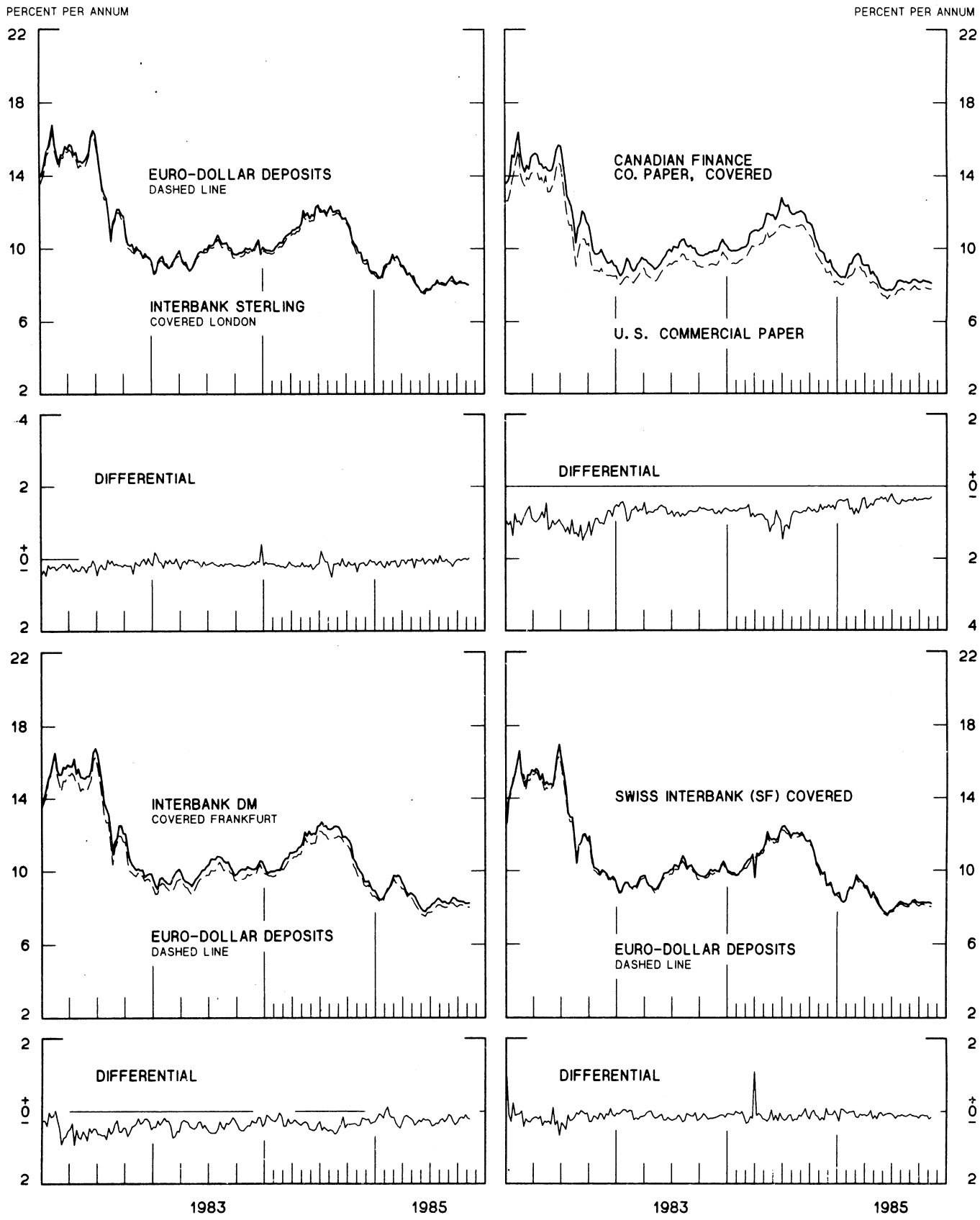
DIFFERENTIAL: PLUS(+), FAVORS BORROWING IN U. S.
 AVERAGES FOR WEEK ENDING WEDNESDAY



1 PERCENT ON DIFFERENTIAL SCALE = 2 PERCENT ON RATE SCALE

INTEREST ARBITRAGE: 3-MONTH FUNDS

DIFFERENTIAL: PLUS(+), INDICATES FAVOR DOLLAR ASSETS
AVERAGES FOR WEEK ENDING WEDNESDAY



1 PERCENT ON DIFFERENTIAL SCALE = 2 PERCENT ON RATE SCALE

CHART 9
LONG-TERM GOVERNMENT BOND YIELDS
 WEEKLY SERIES

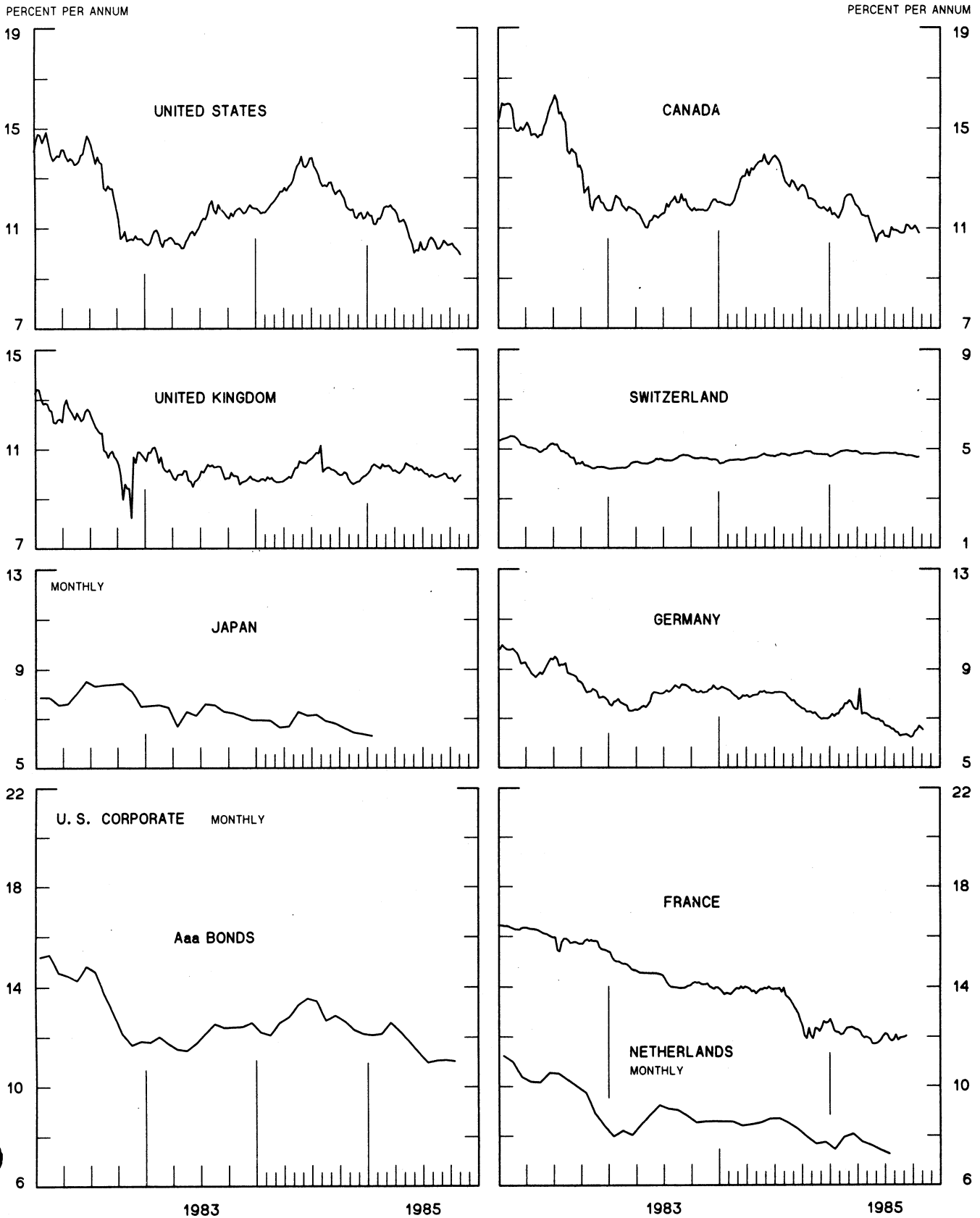
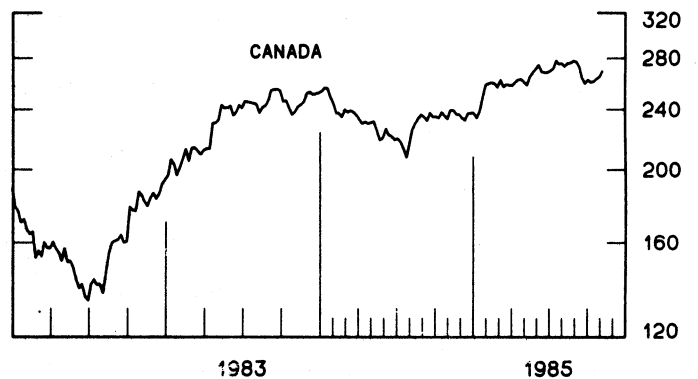
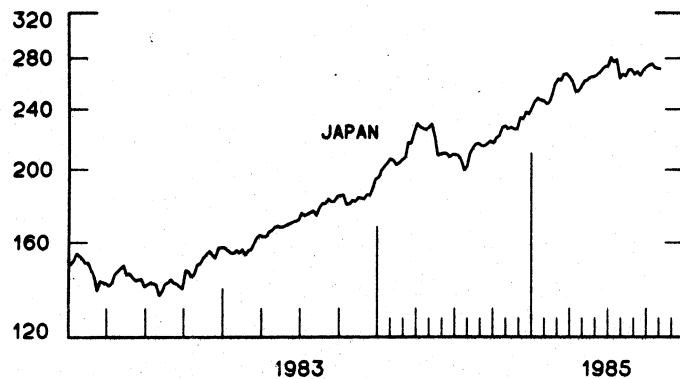
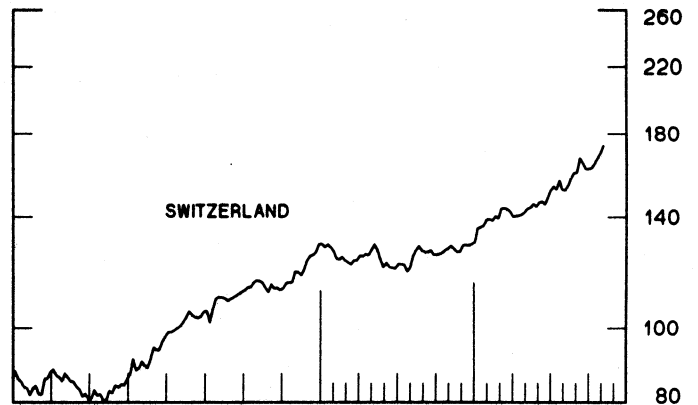
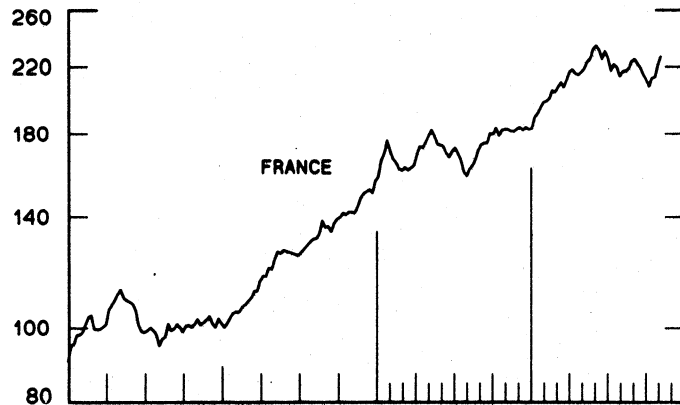
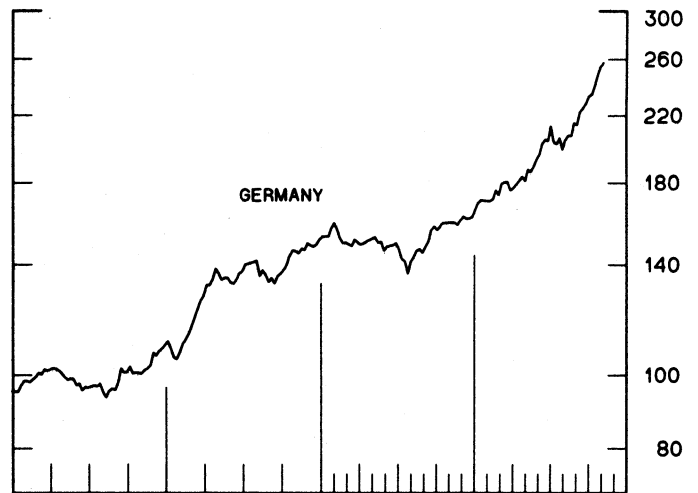
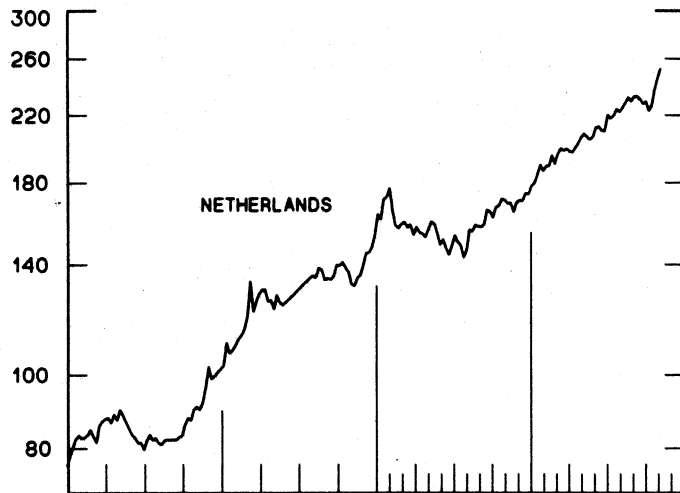
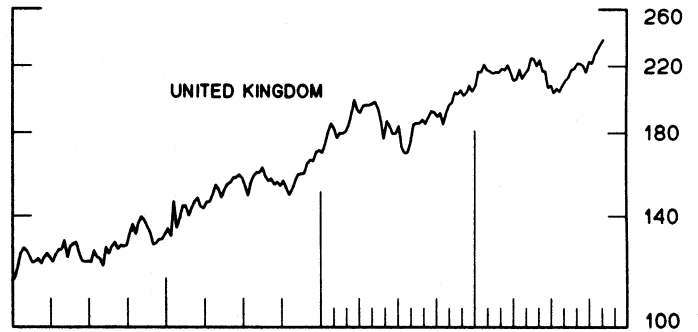
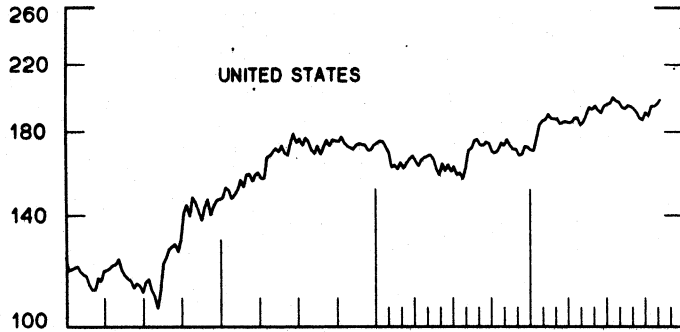


CHART 10
INDUSTRIAL STOCK INDICES
WEEKLY SERIES

RATIO SCALE
1969=100

RATIO SCALE
1969=100



1983

1985

1983

1985

SERIES NAME

LAST VALUE PLOTTED
DATE VALUE

CHART 1. SPOT EXCHANGE RATES AND INDICES

WEEKLY AVERAGES, NOON BUYING RATES (U.S. CENTS)

GERMAN MARK	NOV. 13	38.13
JAPANESE YEN	NOV. 13	0.48704
DUTCH GUILDER	NOV. 13	33.85
U.K. POUND	NOV. 13	141.69
CANADIAN DOLLAR	NOV. 13	72.59
FRENCH FRANC	NOV. 13	12.52
SWISS FRANC	NOV. 13	46.44
BELGIAN FRANC	NOV. 13	1.88831
ITALIAN LIRA	NOV. 13	0.05655
SWEDISH KRONA	NOV. 13	12.69

INDICES, MARCH 1973 BASE RATES = 100

GERMAN MARK	NOV. 13	107.27
JAPANESE YEN	NOV. 13	127.52
DUTCH GUILDER	NOV. 13	97.18
U.K. POUND	NOV. 13	57.31
CANADIAN DOLLAR	NOV. 13	72.35
FRENCH FRANC	NOV. 13	56.41
SWISS FRANC	NOV. 13	149.39
BELGIAN FRANC	NOV. 13	74.41
ITALIAN LIRA	NOV. 13	32.13

WEIGHTED AVERAGE EXCHANGE VALUE INDICES, MAR 1973 = 100
(G-10 COUNTRIES PLUS SWITZERLAND)

U.S. DOLLAR	NOV. 13	129.28
GERMAN MARK	NOV. 13	138.51
JAPANESE YEN	NOV. 13	164.64
DUTCH GUILDER	NOV. 13	120.39
U.K. POUND	NOV. 13	67.61
CANADIAN DOLLAR	NOV. 13	87.72
FRENCH FRANC	NOV. 13	66.17
SWISS FRANC	NOV. 13	186.06
BELGIAN FRANC	NOV. 13	90.63
ITALIAN LIRA	NOV. 13	36.61
SWEDISH KRONA	NOV. 13	67.92

CHART 2. 3-MONTH FORWARD EXCHANGE RATES, PREMIUM OR DISCOUNT

CANADIAN DOLLAR	NOV. 13	-0.62
U.K. POUND	NOV. 13	-3.44
GERMAN MARK	NOV. 13	3.35
FRENCH FRANC	NOV. 13	-1.33
SWISS FRANC	NOV. 13	4.06
DUTCH GUILDER	NOV. 13	2.05
JAPANESE YEN	NOV. 13	0.15
ITALIAN LIRA	NOV. 13	-5.45

SERIES NAME	LAST VALUE PLOTTED DATE	VALUE
CHART 3. GOLD PRICE IN LONDON, AFTERNOON FIXING		
U.S. DOLLARS PER FINE OUNCE	NOV. 13	323.13
CHART 4. CALL MONEY RATES		
U.S. FEDERAL FUNDS	NOV. 13	7.95
OVERNIGHT EURO-DOLLAR DEPOSITS	NOV. 13	8.02
U.K.	NOV. 13	11.27
CANADA	NOV. 13	8.50
GERMANY	NOV. 13	4.51
JAPAN	NOV. 13	7.14
FRANCE	NOV. 13	9.16
NETHERLANDS	NOV. 13	5.91
SWITZERLAND	NOV. 13	0.88
CHART 5. 3-MONTH INTEREST RATES		
U.S. 90-DAY CD'S, SECONDARY MARKET	NOV. 13	7.77
GERMAN INTERBANK LOAN	NOV. 13	4.81
JAPANESE GENSAKI RATE	NOV. 13	7.16
CANADIAN FINANCE PAPER	NOV. 13	8.70
INTERBANK STERLING	NOV. 13	11.53
SWISS INTERBANK LOAN	NOV. 13	4.05
FRENCH INTERBANK RATE	NOV. 13	9.11
NETHERLANDS INTERBANK RATE	NOV. 13	5.95
WEIGHTED AVERAGE FOREIGN INTEREST RATE (G-10 COUNTRIES PLUS SWITZERLAND)	NOV. 13	7.81
CHART 6. EURO-DOLLAR DEPOSIT RATES: LONDON		
OVERNIGHT	NOV. 13	8.02
7-DAY	NOV. 13	8.00
1-MONTH	NOV. 13	7.99
3-MONTH	NOV. 13	7.99
6-MONTH	NOV. 13	8.00
1-YEAR	NOV. 13	8.14
CHART 7. SELECTED EURO-DOLLAR AND U.S. MONEY MARKET RATES		
OVERNIGHT EURO-DOLLAR DEPOSITS	NOV. 13	8.02
U.S. FEDERAL FUNDS	NOV. 13	7.95
DIFFERENTIAL	NOV. 13	0.07
3-MONTH EURO-DOLLAR DEPOSIT RATE	NOV. 13	7.99
U.S. 90-DAY CD'S, SECONDARY MARKET	NOV. 13	7.77
DIFFERENTIAL	NOV. 13	0.2

SERIES NAME	LAST VALUE PLOTTED	
	DATE	VALUE
CHART 8. INTEREST ARBITRAGE, 3-MONTH FUNDS		
EURO-DOLLAR DEPOSIT	NOV. 13	7.99
INTERBANK STERLING (LONDON), COVERED	NOV. 13	7.98
DIFFERENTIAL	NOV. 13	0.00
U.S. COMMERCIAL PAPER	NOV. 13	7.75
CANADIAN FINANCE PAPER, COVERED	NOV. 13	8.06
DIFFERENTIAL	NOV. 13	-0.31
EURO-DOLLAR DEPOSIT	NOV. 13	7.99
INTERBANK DM (FRANKFURT), COVERED	NOV. 13	8.20
DIFFERENTIAL	NOV. 13	-0.22
EURO-DOLLAR DEPOSIT	NOV. 13	7.99
SWISS INTERBANK, COVERED	NOV. 13	8.15
DIFFERENTIAL	NOV. 13	-0.16
CHART 9. LONG TERM GOVERNMENT BOND YIELDS		
UNITED STATES	NOV. 8	9.92
GERMANY	NOV. 8	6.52
JAPAN (MONTHLY)	JAN.	6.29
SWITZERLAND	OCT. 25	4.67
CANADA	OCT. 25	10.79
FRANCE	SEPT. 13	12.03
NETHERLANDS (MONTHLY)	JULY	7.23
UNITED KINGDOM	NOV. 8	9.95
U.S. CORPORATE		
AAA BONDS	OCT.	11.02
CHART 10. STOCK INDICES		
UNITED STATES	NOV. 6	197.75
UNITED KINGDOM	NOV. 6	237.73
CANADA	NOV. 6	269.46
GERMANY	NOV. 6	257.16
SWITZERLAND	NOV. 6	173.62
NETHERLANDS	NOV. 6	252.34
FRANCE	NOV. 6	226.40
JAPAN	NOV. 6	271.06

FEDERAL RESERVE statistical release



H.10 (512)

NOVEMBER 15, 1985

FOREIGN EXCHANGE RATES

FOR THE WEEK ENDING NOVEMBER 15, 1985

The Board of Governors of the Federal Reserve System is advised that the Federal Reserve Bank of New York has certified for customs purposes the following noon buying rates in New York City for cable transfers payable in foreign currencies:

COUNTRY	MONETARY UNIT	(CURRENCY UNITS PER DOLLAR)					
		NOV. 11	NOV. 12	NOV. 13	NOV. 14	NOV. 15	
*AUSTRALIA	DOLLAR		66.10	66.32	66.98	67.30	
AUSTRIA	SCHILLING		18.420	18.375	18.387	18.445	
BELGIUM	FRANC		52.950	52.800	52.900	53.020	
BRAZIL	CRUZEIRO		8805.00	8840.00	8870.00	8870.00	
CANADA	DOLLAR		1.3790	1.3798	1.3782	1.3769	
CHINA, P. R.	YUAN		3.2095	3.2095	3.2095	3.2095	
DENMARK	KRONE		9.4900	9.4575	9.4550	9.4850	
FINLAND	MARKKA		5.6325	5.6150	5.6225	5.6275	
FRANCE	FRANC		7.9960	7.9650	7.9750	7.9940	
GERMANY	D. MARK		2.6235	2.6145	2.6160	2.6235	
GREECE	DRACHMA		154.700	153.900	154.200	154.200	
HONG KONG	DOLLAR		7.8045	7.8020	7.8020	7.8035	
INDIA	RUPEE	H	12.1700	12.1600	12.1600	12.1400	
*IRELAND	POUND		117.85	118.25	118.18	117.85	
ITALY	LIRA		1769.00	1767.00	1769.50	1773.00	
JAPAN	YEN	O	205.85	204.00	203.35	204.30	
MALAYSIA	RINGGIT		2.4380	2.4365	2.4360	2.4360	
MEXICO	PESO		NA	NA	NA	NA	
NETHERLANDS	GUILDER	L	2.9560	2.9445	2.9460	2.9535	
*NEW ZEALAND	DOLLAR		57.000	56.900	57.200	55.900	
NORWAY	KRONE		7.8900	7.8750	7.8725	7.8775	
PORTUGAL	ESCUDO	I	164.000	163.500	163.500	163.700	
SINGAPORE	DOLLAR		2.1170	2.1150	2.1150	2.1180	
*SOUTH AFRICA	RAND		36.95	37.10	37.15	37.00	
SOUTH KOREA	WON	D	894.50	894.10	893.70	893.30	
SPAIN	PESETA		161.150	160.800	160.800	161.270	
SRI LANKA	RUPEE		27.486	27.486	27.486	27.462	
SWEDEN	KRONA	A	7.8850	7.8700	7.8650	7.8750	
SWITZERLAND	FRANC		2.1530	2.1435	2.1440	2.1500	
TAIWAN	DOLLAR		NA	40.010	40.000	39.990	
THAILAND	BAHT	Y	26.420	26.370	26.370	26.270	
*UNITED KINGDOM	POUND		141.10	142.35	142.73	142.17	
MEMO:							
*UNITED STATES	DOLLAR		0.25	129.44	128.89	128.85	129.19

†INDEX OF WEIGHTED AVERAGE EXCHANGE VALUE OF U.S. DOLLAR AGAINST CURRENCIES OF OTHER G-10 COUNTRIES. MARCH 1973 = 100. WEIGHTS ARE 1972-76 GLOBAL TRADE OF EACH OF THE 10 COUNTRIES. SERIES REVISED AS OF AUGUST 1978. FOR DESCRIPTION AND BACK DATA, SEE "INDEX OF THE WEIGHTED-AVERAGE EXCHANGE VALUE OF THE U.S. DOLLAR: REVISION" ON PAGE 700 OF THE AUGUST 1978 FEDERAL RESERVE BULLETIN.

*VALUE IS U.S. CENTS