

(516/517)

DATA FILE
LIBRARY
FEDERAL RESERVE BANK
OF CHICAGO

LIBRARY

NOV 18 1985



Selected Interest & Exchange Rates

Weekly Series of Charts

November 12, 1985

Prepared by the
FINANCIAL MARKETS
SECTION

DIVISION OF
INTERNATIONAL FINANCE

BOARD OF GOVERNORS
FEDERAL RESERVE SYSTEM
Washington, D.C. 20551

Table of Contents

TABLES

1. LATEST FIGURES PLOTTED
2. DAILY CERTIFIED SPOT EXCHANGE RATES--
H.10 RELEASE

CHARTS

1. SPOT EXCHANGE RATE INDICES
2. 3-MONTH FORWARD EXCHANGE RATES
3. GOLD PRICE--LONDON
4. CALL MONEY RATES
5. 3-MONTH INTEREST RATES
6. EURO-DOLLAR DEPOSIT RATES
7. SELECTED EURO-DOLLAR AND
U.S. MONEY MARKET RATES
8. INTEREST ARBITRAGE: 3-MONTH FUNDS
9. LONG-TERM GOVERNMENT BOND YIELDS
10. INDUSTRIAL STOCK INDICES

SUBSCRIPTION RATES:

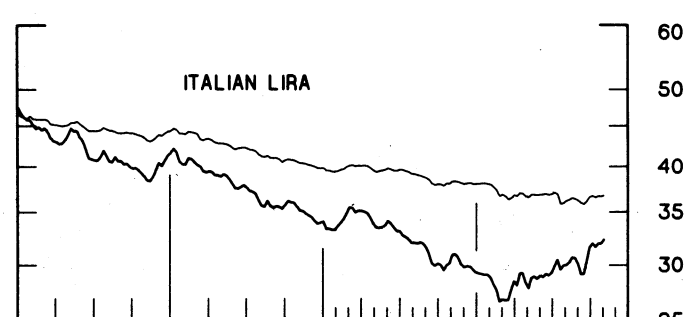
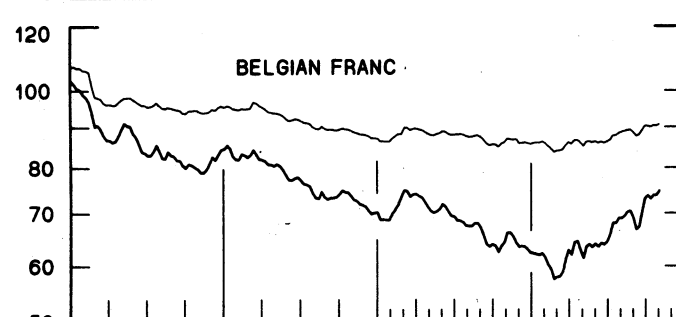
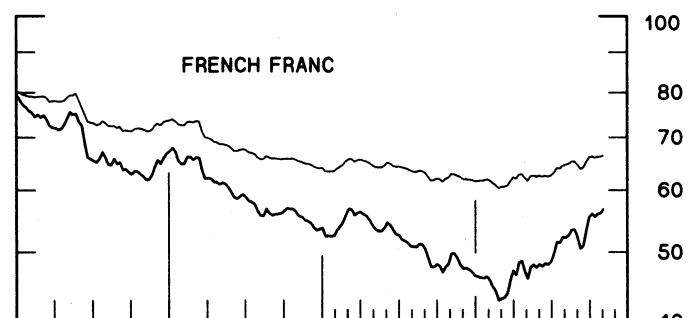
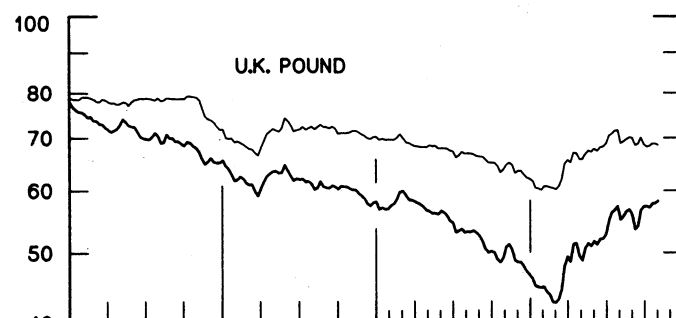
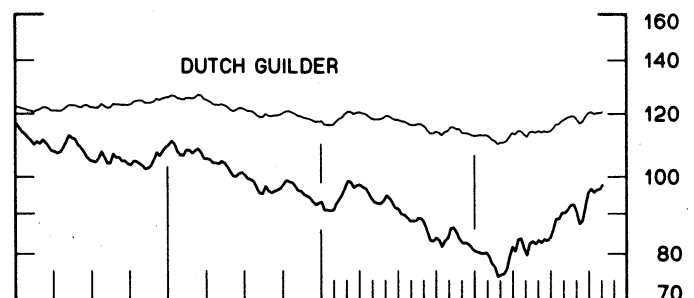
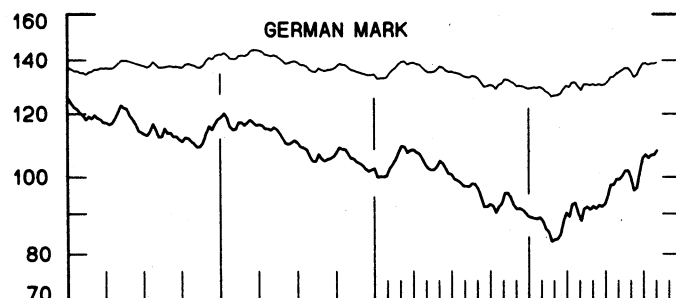
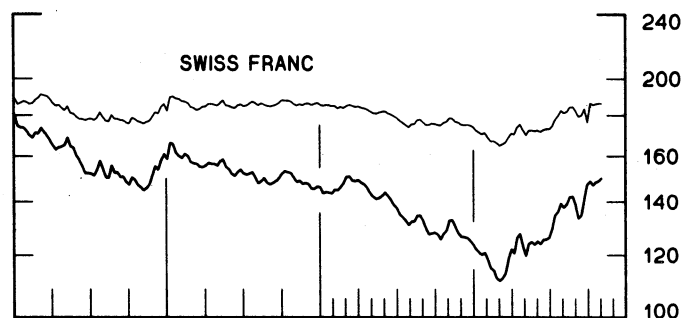
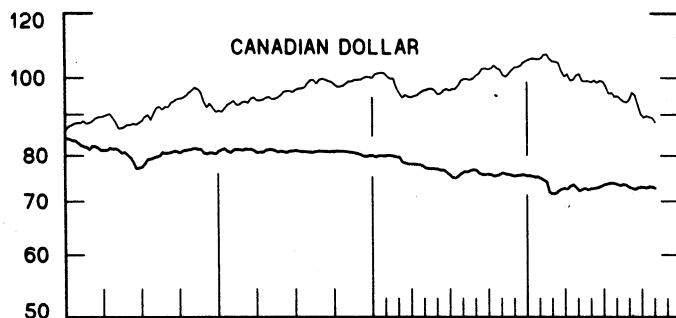
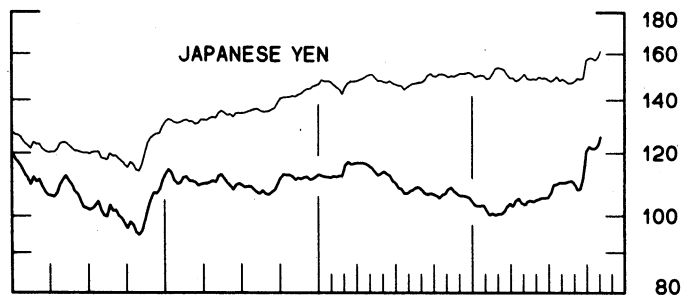
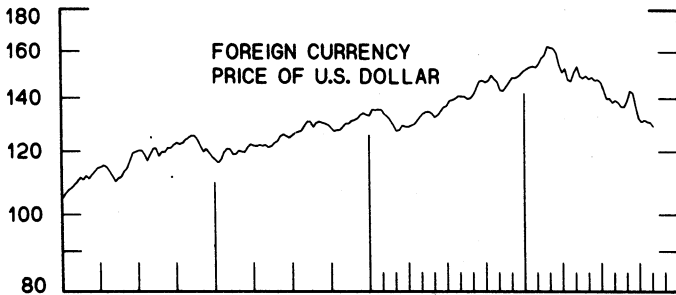
Weekly \$15.00 per year or \$.40 each in the United States, its possessions, Canada, and Mexico; 10 or more of the same issue to one address, \$13.50 per year or \$.35 each. Elsewhere, \$20.00 per year or \$.50 each. Address requests to Publications Services, Division of Administrative Services, and make payment remittance payable to the order of the Board of Governors of the Federal Reserve System in a form collectible at par in U.S. Currency.

SPOT EXCHANGE INDICES

DOLLAR PRICES OF FOREIGN CURRENCIES AND WEIGHTED AVERAGE VALUES (THIN LINE)
AVERAGES FOR WEEK ENDING WEDNESDAY

RATIO SCALE
MARCH 1973=100

RATIO SCALE
MARCH 1973=100



1983

1985

1983

1985

3-MONTH FORWARD EXCHANGE RATES

PREMIUM (+) OR (-)
AVERAGES FOR WEEK ENDING WEDNESDAY

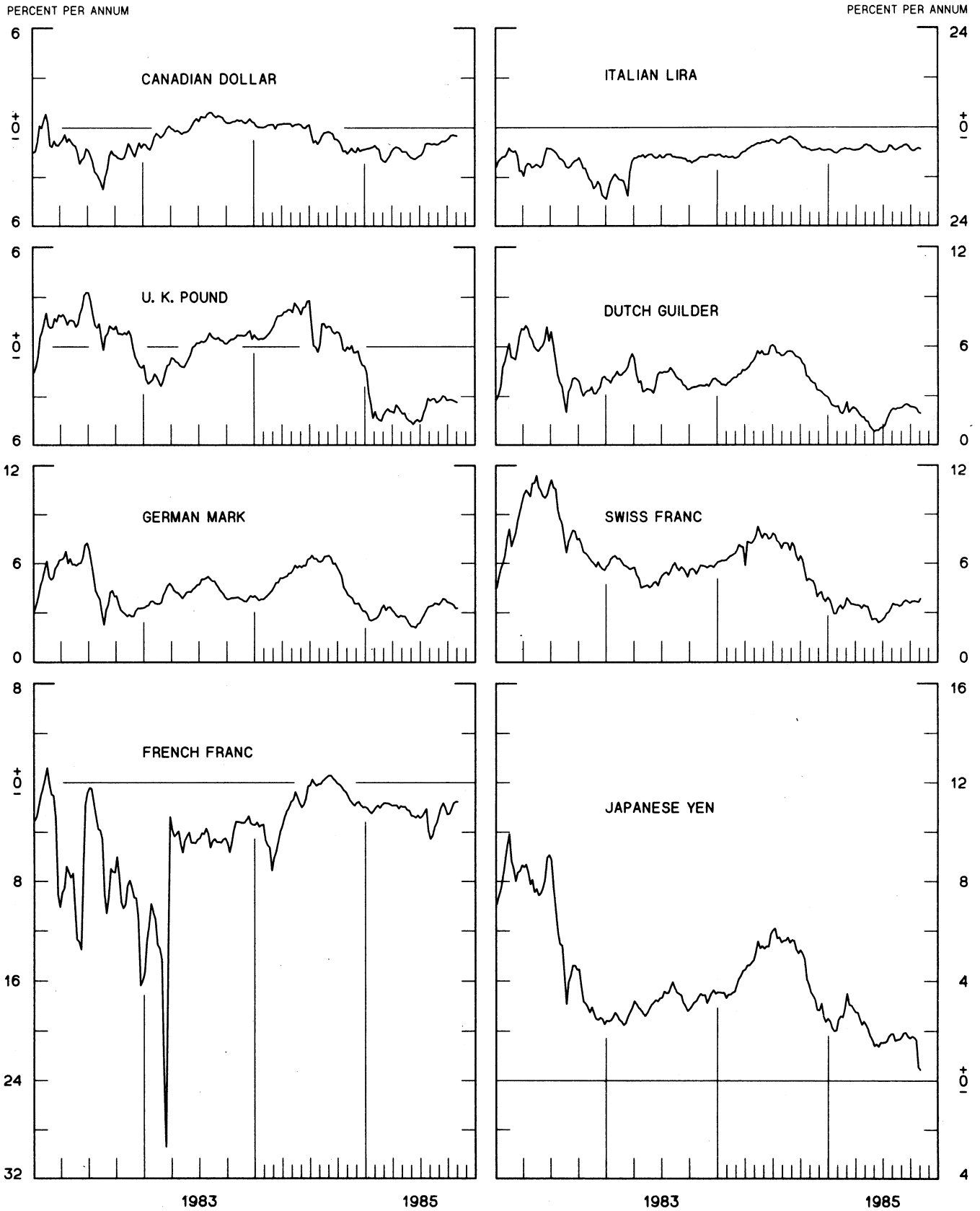


CHART 3
PRICE OF GOLD IN LONDON
AVERAGES FOR WEEK ENDING WEDNESDAY

U.S. DOLLARS PER FINE OUNCE

U.S. DOLLARS PER FINE OUNCE

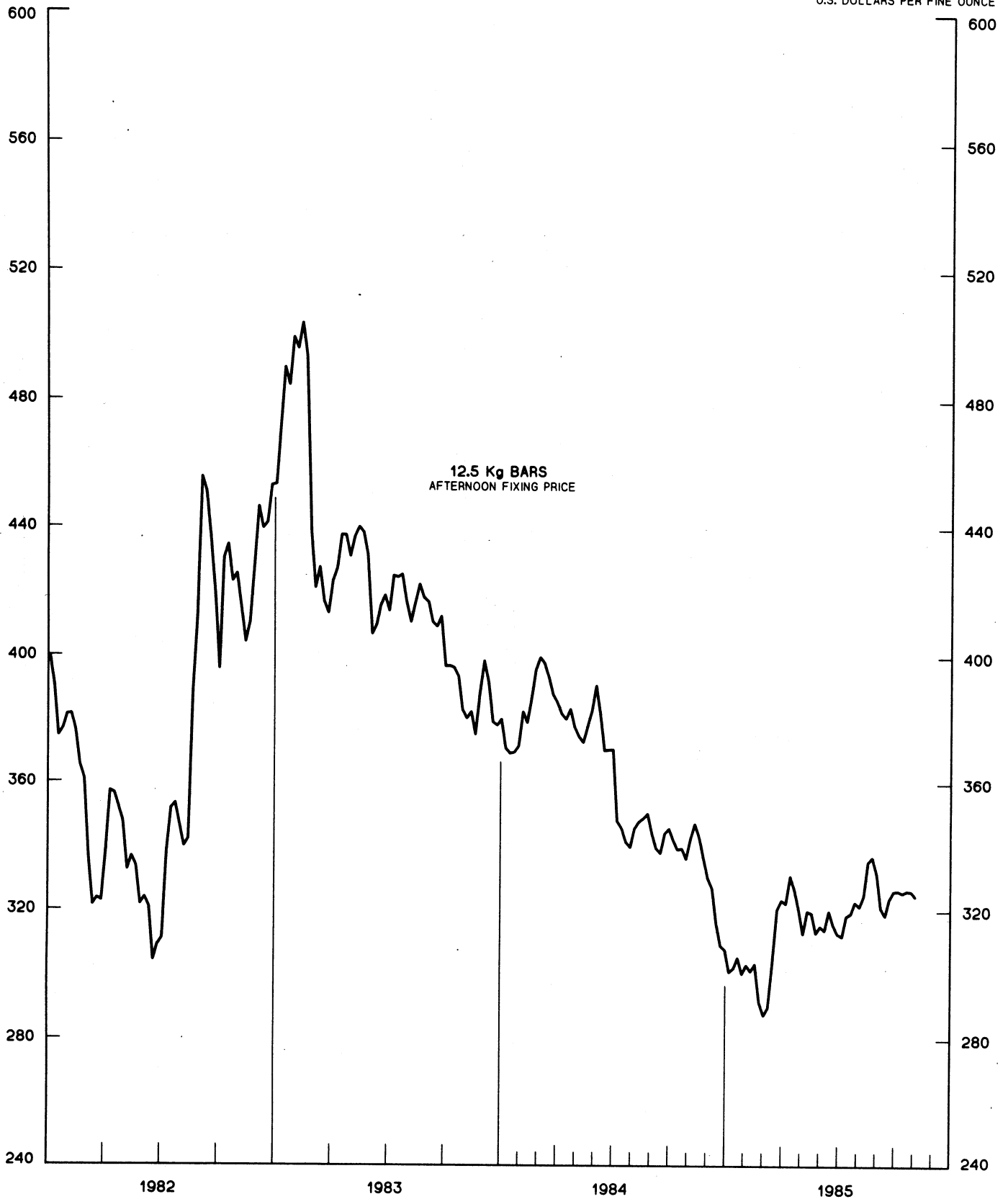


CHART 4
CALL MONEY RATES
WEEKLY SERIES

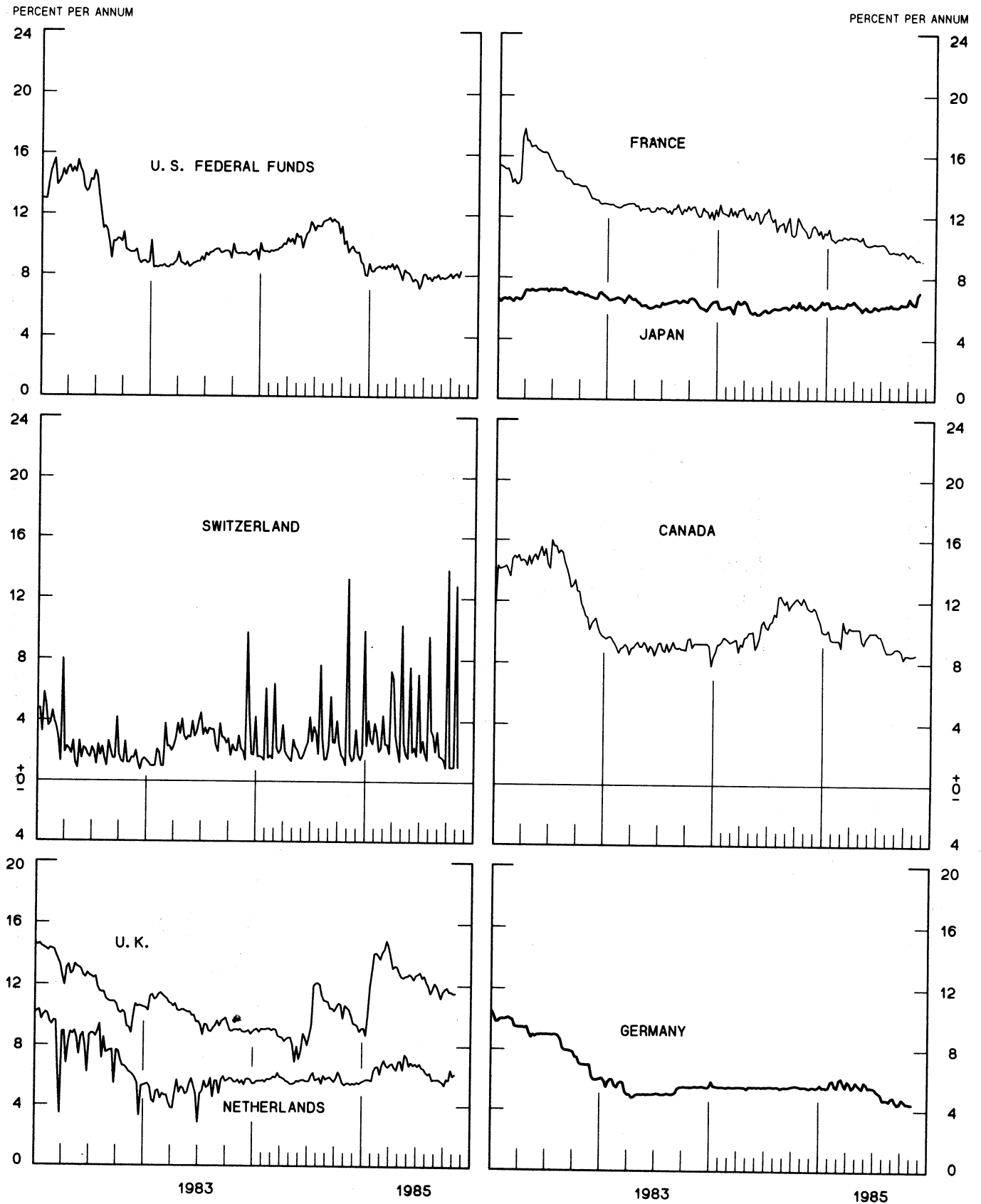


CHART 5
3-MONTH INTEREST RATES
 WEEKLY SERIES

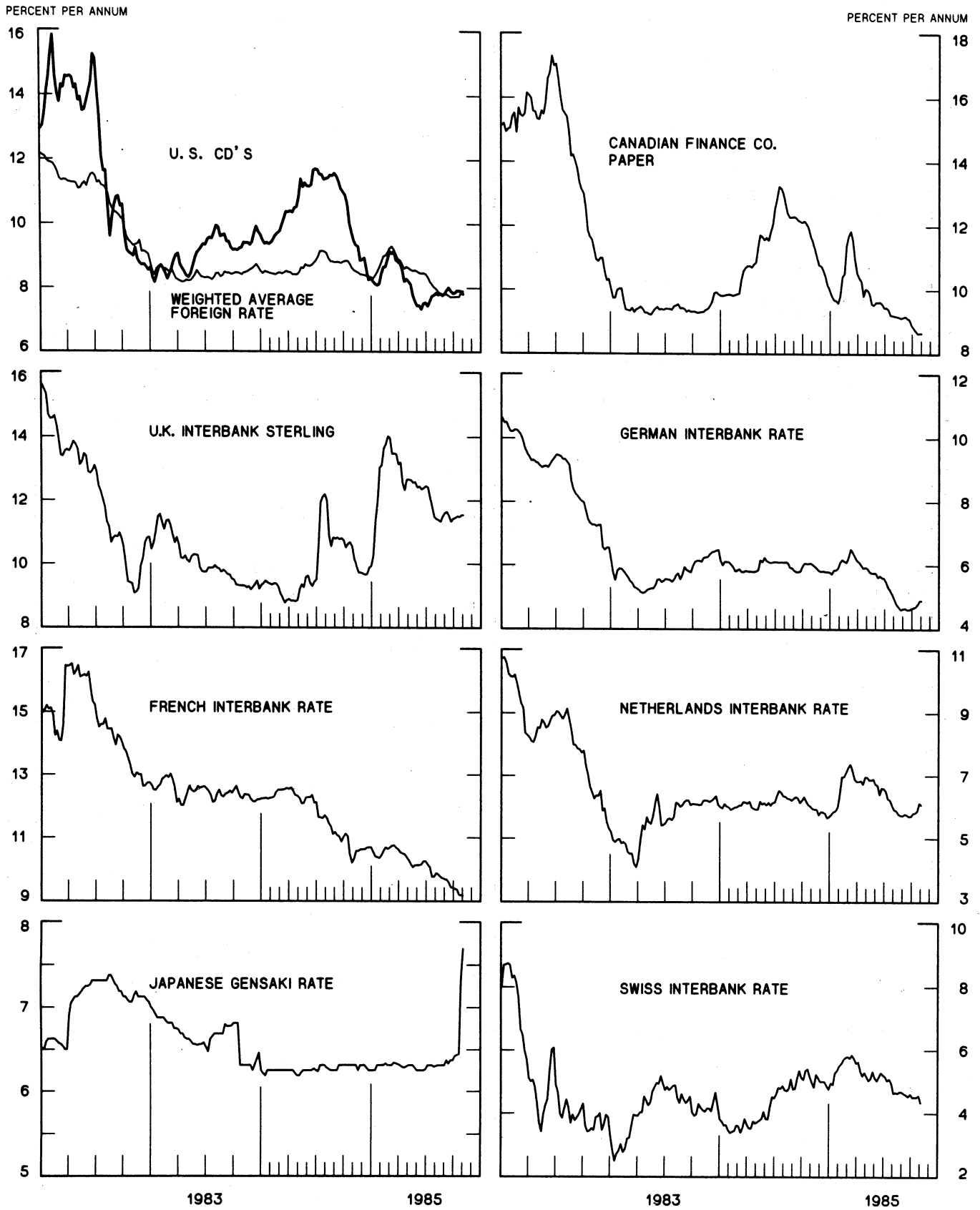


CHART 6
EURO-DOLLAR DEPOSIT RATES LONDON
AVERAGES FOR WEEK ENDING WEDNESDAY

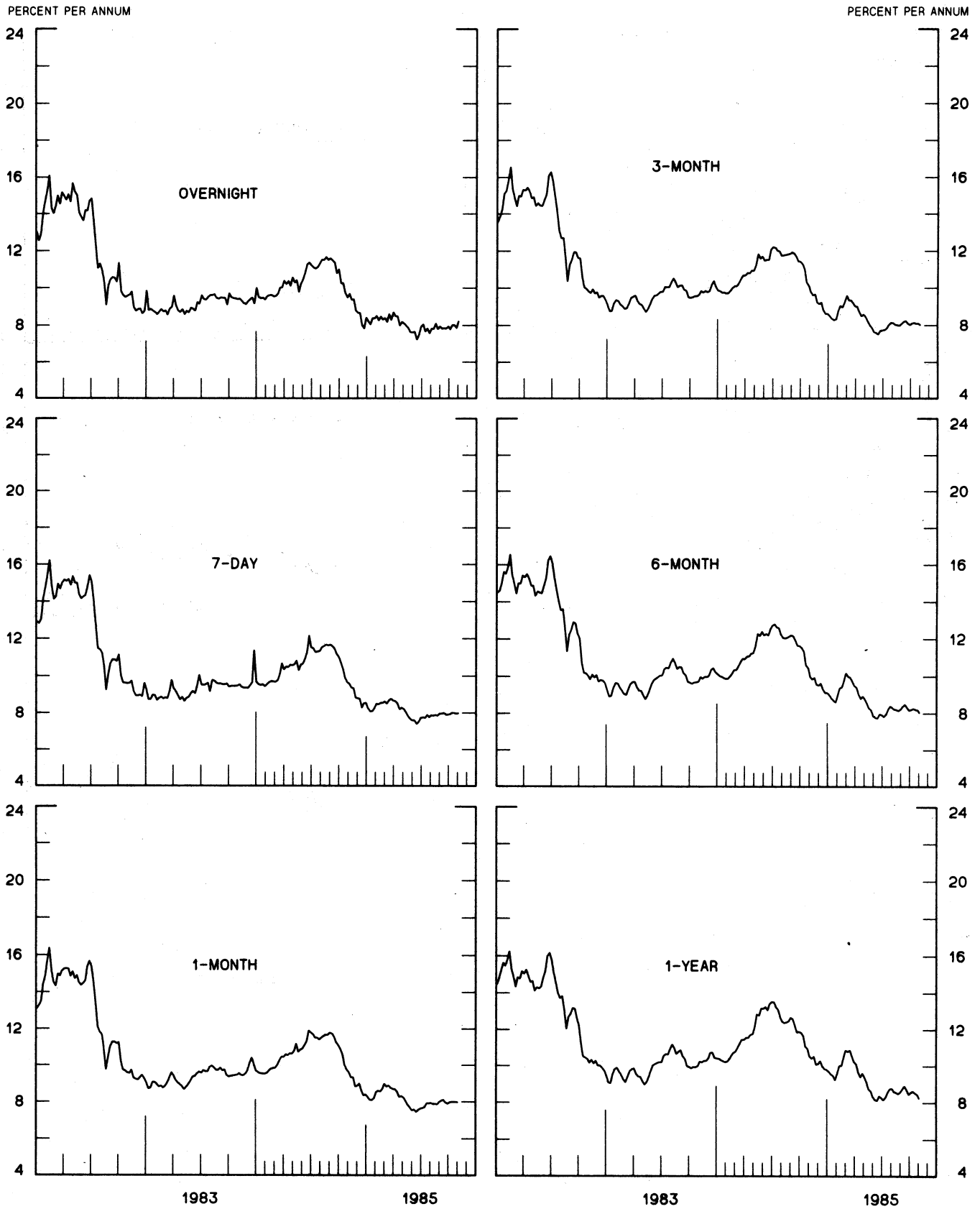
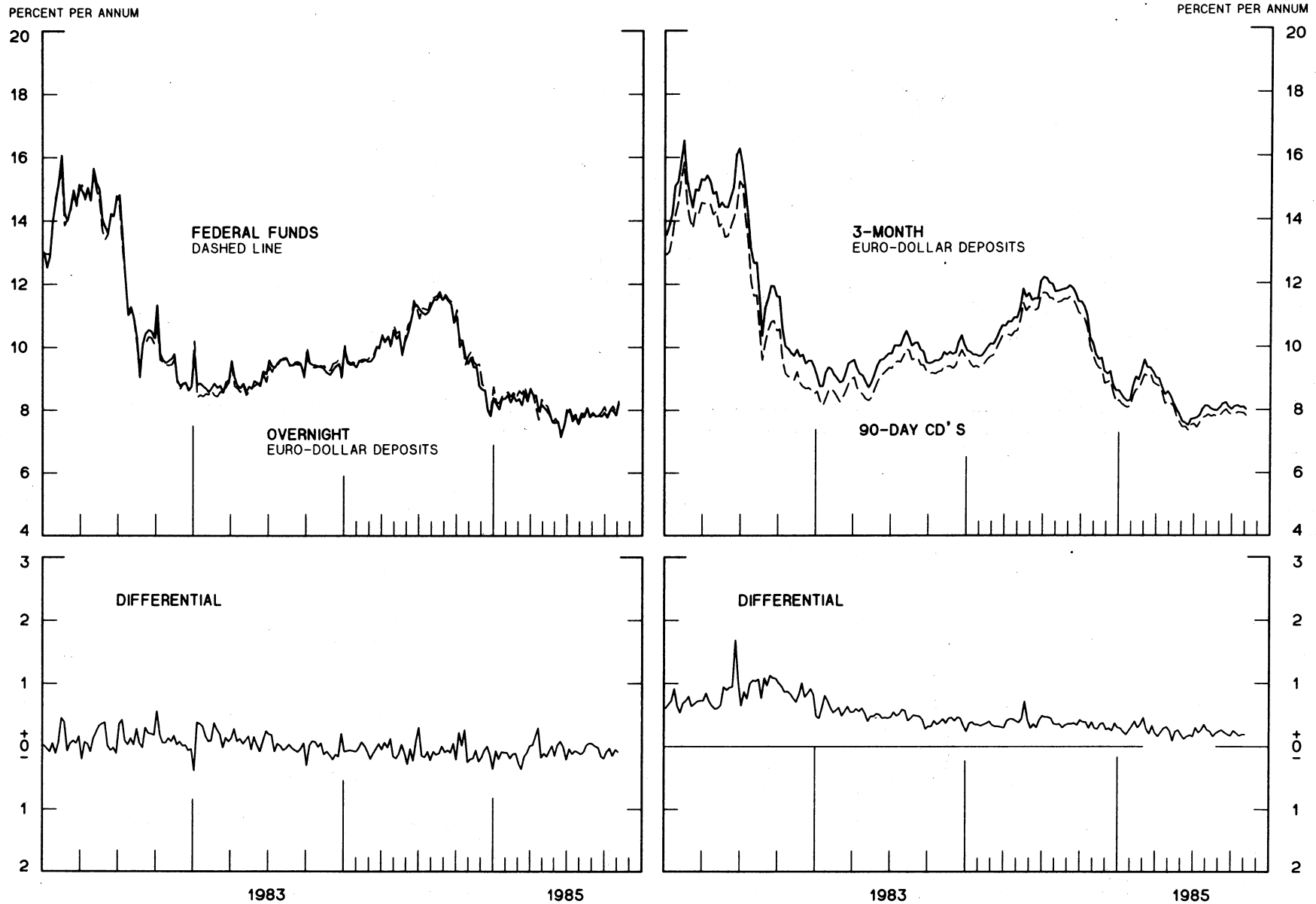


CHART 7
SELECTED EURO-DOLLAR AND U. S. MONEY MARKET RATES

DIFFERENTIAL: PLUS(+), FAVORS BORROWING IN U. S.
 AVERAGES FOR WEEK ENDING WEDNESDAY

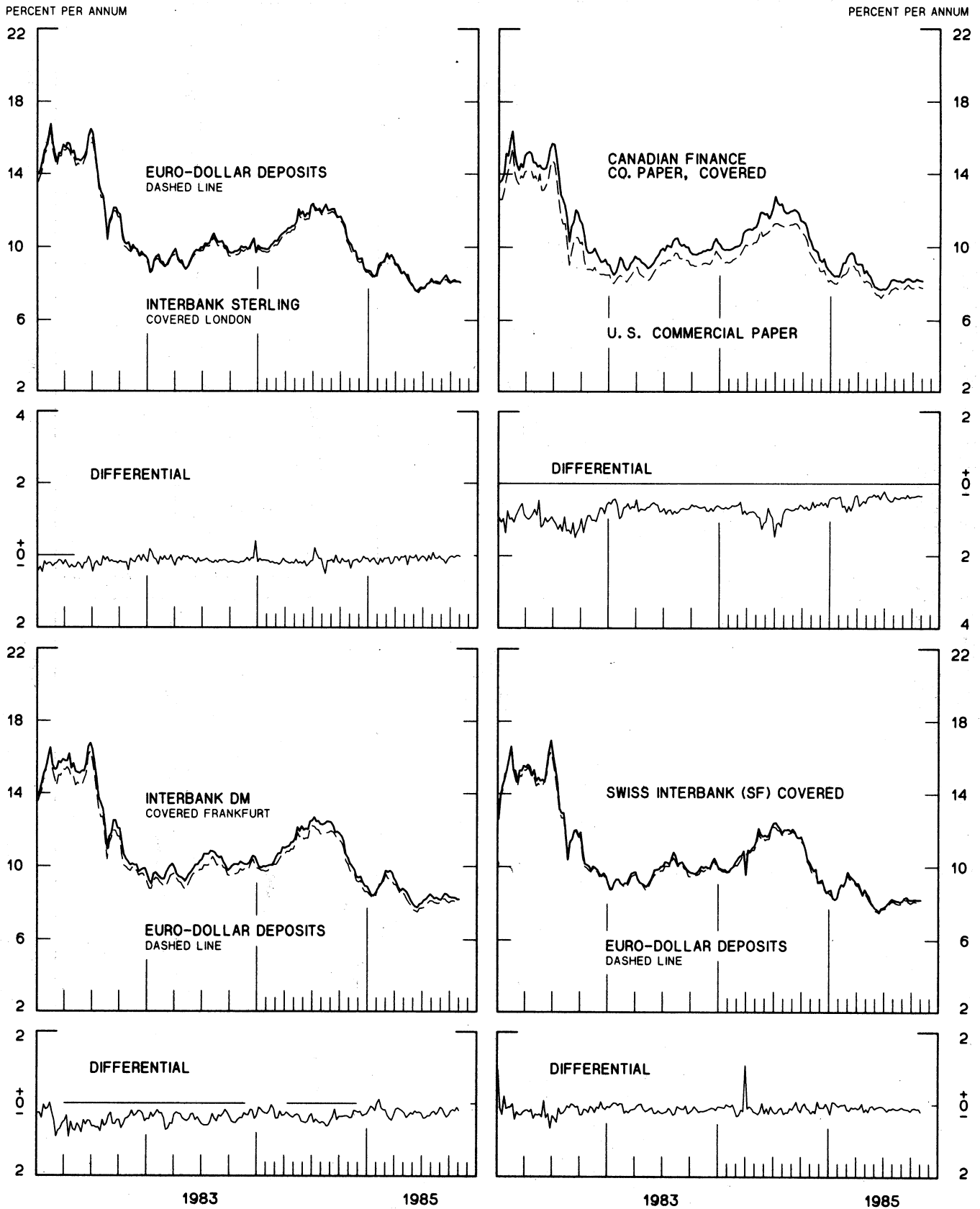


1 PERCENT ON DIFFERENTIAL SCALE = 2 PERCENT ON RATE SCALE

CHART 8

INTEREST ARBITRAGE: 3-MONTH FUNDS

DIFFERENTIAL: PLUS(+), INDICATES FAVOR DOLLAR ASSETS
AVERAGES FOR WEEK ENDING WEDNESDAY



1 PERCENT ON DIFFERENTIAL SCALE = 2 PERCENT ON RATE SCALE

CHART 9
LONG-TERM GOVERNMENT BOND YIELDS
 WEEKLY SERIES

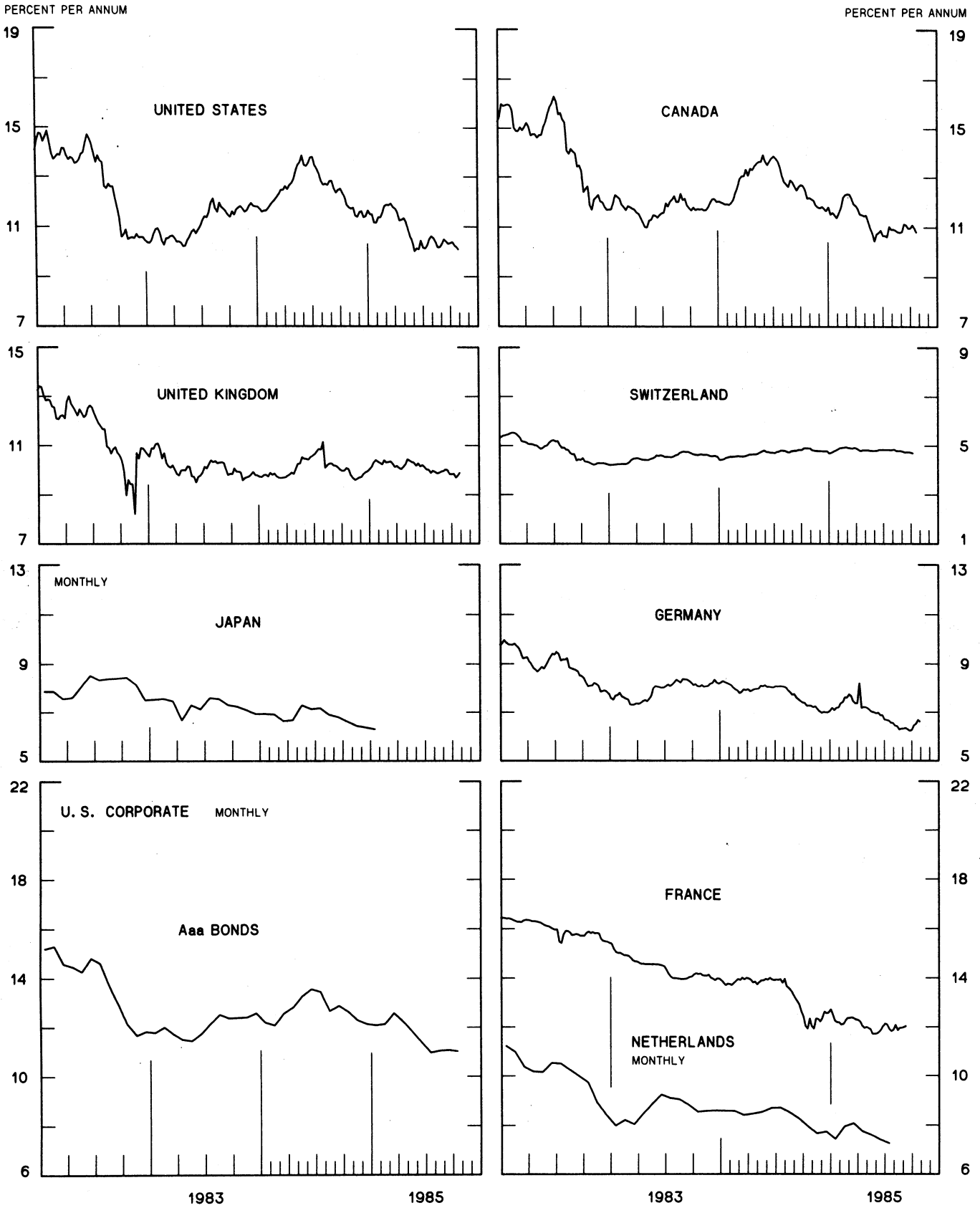
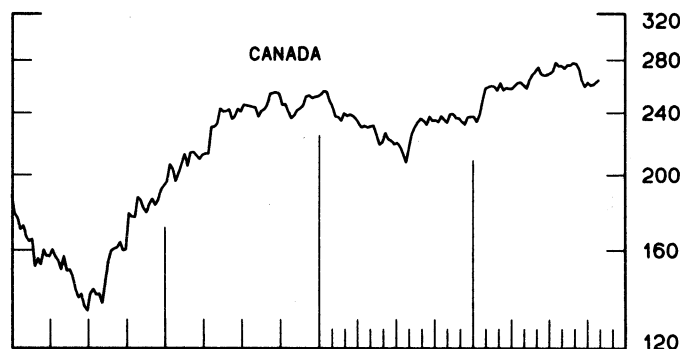
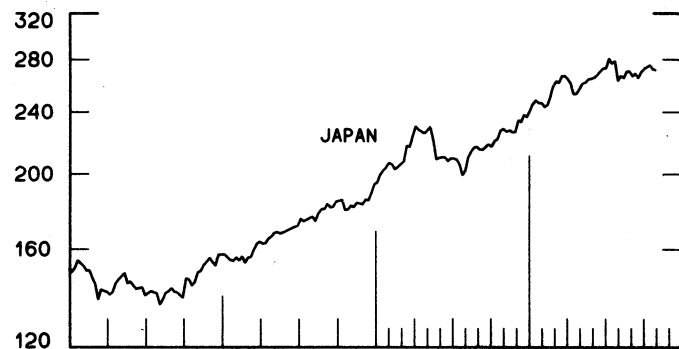
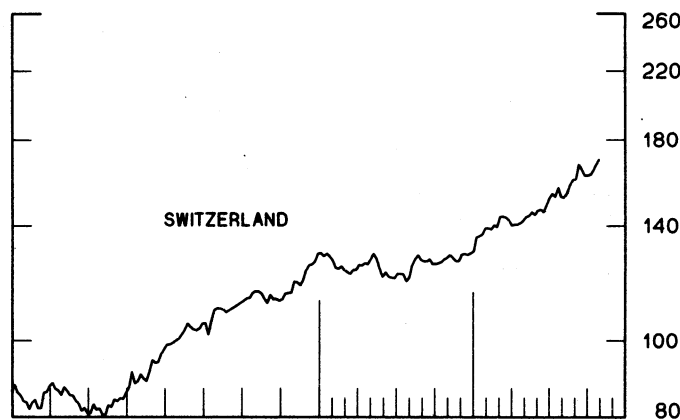
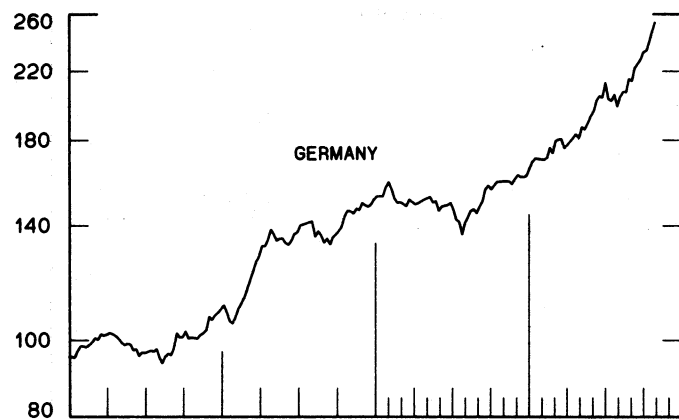
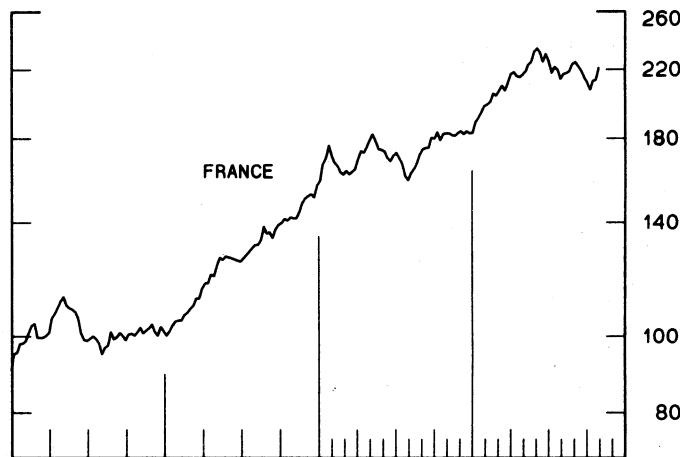
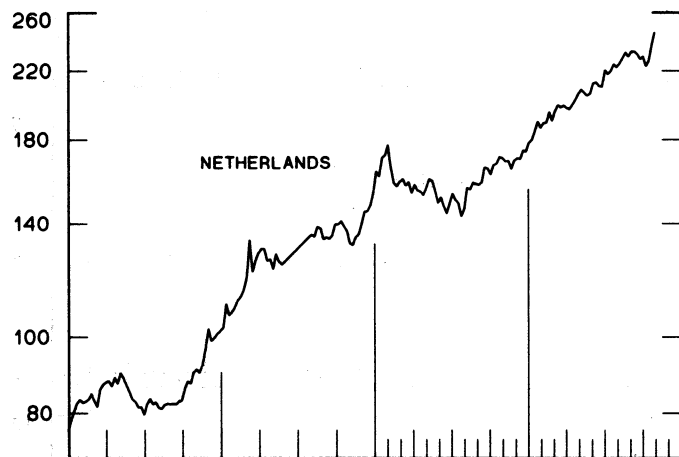
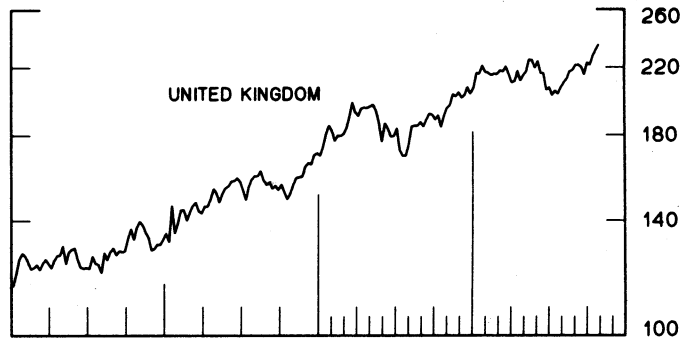
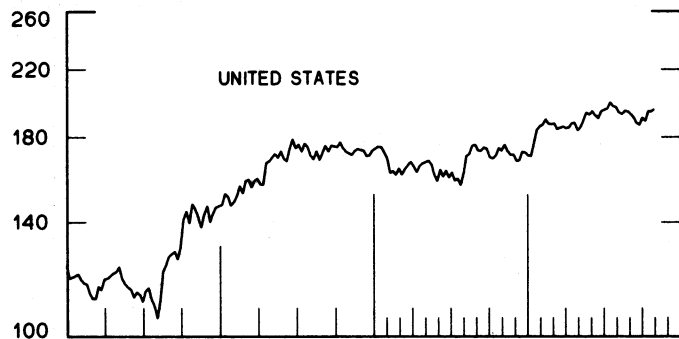


CHART 10
INDUSTRIAL STOCK INDICES
WEEKLY SERIES

RATIO SCALE
1969=100

RATIO SCALE
1969=100



1983

1985

1983

1985

SERIES NAME

LAST VALUE PLOTTED
DATE VALUE

CHART 1. SPOT EXCHANGE RATES AND INDICES

WEEKLY AVERAGES, NOON BUYING RATES (U.S. CENTS)

GERMAN MARK	NOV. 6	38.37
JAPANESE YEN	NOV. 6	0.48003
DUTCH GUILDER	NOV. 6	34.01
U.K. POUND	NOV. 6	143.80
CANADIAN DOLLAR	NOV. 6	72.95
FRENCH FRANC	NOV. 6	12.59
SWISS FRANC	NOV. 6	46.64
BELGIAN FRANC	NOV. 6	1.89612
ITALIAN LIRA	NOV. 6	0.05683
SWEDISH KRONA	NOV. 6	12.75

INDICES, MARCH 1973 BASE RATES = 100

GERMAN MARK	NOV. 6	107.93
JAPANESE YEN	NOV. 6	125.69
DUTCH GUILDER	NOV. 6	97.65
U.K. POUND	NOV. 6	58.16
CANADIAN DOLLAR	NOV. 6	72.71
FRENCH FRANC	NOV. 6	56.73
SWISS FRANC	NOV. 6	150.06
BELGIAN FRANC	NOV. 6	74.72
ITALIAN LIRA	NOV. 6	32.28

WEIGHTED AVERAGE EXCHANGE VALUE INDICES, MAR 1973 = 100
(G-10 COUNTRIES PLUS SWITZERLAND)

U.S. DOLLAR	NOV. 6	128.80
GERMAN MARK	NOV. 6	139.03
JAPANESE YEN	NOV. 6	161.46
DUTCH GUILDER	NOV. 6	120.63
U.K. POUND	NOV. 6	68.50
CANADIAN DOLLAR	NOV. 6	87.92
FRENCH FRANC	NOV. 6	66.38
SWISS FRANC	NOV. 6	186.36
BELGIAN FRANC	NOV. 6	90.74
ITALIAN LIRA	NOV. 6	36.69
SWEDISH KRONA	NOV. 6	68.04

CHART 2. 3-MONTH FORWARD EXCHANGE RATES, PREMIUM OR DISCOUNT

CANADIAN DOLLAR	NOV. 6	-0.53
U.K. POUND	NOV. 6	-3.40
GERMAN MARK	NOV. 6	3.25
FRENCH FRANC	NOV. 6	-1.55
SWISS FRANC	NOV. 6	3.84
DUTCH GUILDER	NOV. 6	1.90
JAPANESE YEN	NOV. 6	0.44
ITALIAN LIRA	NOV. 6	-5.40

SERIES NAME	LAST VALUE PLOTTED	
	DATE	VALUE
CHART 3. GOLD PRICE IN LONDON, AFTERNOON FIXING		
U.S. DOLLARS PER FINE OUNCE	NOV. 6	324.59
CHART 4. CALL MONEY RATES		
U.S. FEDERAL FUNDS	NOV. 6	8.30
OVERNIGHT EURO-DOLLAR DEPOSITS	NOV. 6	8.21
U.K.	NOV. 6	11.51
CANADA	NOV. 6	8.60
GERMANY	NOV. 6	4.43
JAPAN	NOV. 6	7.08
FRANCE	NOV. 6	9.14
NETHERLANDS	NOV. 6	6.13
SWITZERLAND	NOV. 6	1.00
CHART 5. 3-MONTH INTEREST RATES		
U.S. 90-DAY CD'S, SECONDARY MARKET	NOV. 6	7.81
GERMAN INTERBANK LOAN	NOV. 6	4.90
JAPANESE GENSAKI RATE	NOV. 6	7.11
CANADIAN FINANCE PAPER	NOV. 6	8.66
INTERBANK STERLING	NOV. 6	11.54
SWISS INTERBANK LOAN	NOV. 6	4.32
FRENCH INTERBANK RATE	NOV. 6	9.18
NETHERLANDS INTERBANK RATE	NOV. 6	6.05
WEIGHTED AVERAGE FOREIGN INTEREST RATE (G-10 COUNTRIES PLUS SWITZERLAND)	NOV. 6	7.90
CHART 6. EURO-DOLLAR DEPOSIT RATES: LONDON		
OVERNIGHT	NOV. 6	8.21
7-DAY	NOV. 6	7.98
1-MONTH	NOV. 6	7.96
3-MONTH	NOV. 6	8.00
6-MONTH	NOV. 6	8.03
1-YEAR	NOV. 6	8.25
CHART 7. SELECTED EURO-DOLLAR AND U.S. MONEY MARKET RATES		
OVERNIGHT EURO-DOLLAR DEPOSITS	NOV. 6	8.21
U.S. FEDERAL FUNDS	NOV. 6	8.30
DIFFERENTIAL	NOV. 6	-0.09
3-MONTH EURO-DOLLAR DEPOSIT RATE	NOV. 6	8.00
U.S. 90-DAY CD'S, SECONDARY MARKET	NOV. 6	7.81
DIFFERENTIAL	NOV. 6	0.19

SERIES NAME

LAST VALUE PLOTTED
DATE VALUE

CHART 8. INTEREST ARBITRAGE, 3-MONTH FUNDS

EURO-DOLLAR DEPOSIT	NOV. 6	8.00
INTERBANK STERLING (LONDON), COVERED	NOV. 6	8.04
DIFFERENTIAL	NOV. 6	-0.04
U.S. COMMERCIAL PAPER	NOV. 6	7.76
CANADIAN FINANCE PAPER, COVERED	NOV. 6	8.12
DIFFERENTIAL	NOV. 6	-0.36
EURO-DOLLAR DEPOSIT	NOV. 6	8.00
INTERBANK DM (FRANKFURT), COVERED	NOV. 6	8.19
DIFFERENTIAL	NOV. 6	-0.19
EURO-DOLLAR DEPOSIT	NOV. 6	8.00
SWISS INTERBANK, COVERED	NOV. 6	8.21
DIFFERENTIAL	NOV. 6	-0.20

CHART 9. LONG TERM GOVERNMENT BOND YIELDS

UNITED STATES	NOV. 1	10.07
GERMANY	NOV. 1	6.61
JAPAN (MONTHLY)	JAN.	6.29
SWITZERLAND	OCT. 11	4.68
CANADA	OCT. 25	10.79
FRANCE	SEPT. 13	12.03
NETHERLANDS (MONTHLY)	JULY	7.23
UNITED KINGDOM	NOV. 1	9.89

U.S. CORPORATE

AAA BONDS	OCT.	11.02
-----------	------	-------

CHART 10. STOCK INDICES

UNITED STATES	OCT. 30	195.08
UNITED KINGDOM	OCT. 30	234.65
CANADA	OCT. 30	264.37
GERMANY	OCT. 30	254.20
SWITZERLAND	OCT. 30	169.80
NETHERLANDS	OCT. 30	245.38
FRANCE	OCT. 30	220.77
JAPAN	OCT. 30	271.35

FEDERAL RESERVE statistical release



H.10 (512)

NOVEMBER 8, 1985

FOREIGN EXCHANGE RATES

FOR THE WEEK ENDING NOVEMBER 8, 1985

The Board of Governors of the Federal Reserve System is advised that the Federal Reserve Bank of New York has certified for customs purposes the following noon buying rates in New York City for cable transfers payable in foreign currencies:

COUNTRY	MONETARY UNIT	(CURRENCY UNITS PER DOLLAR)				
		NOV. 4	NOV. 5	NOV. 6	NOV. 7	NOV. 8
*AUSTRALIA	DOLLAR	68.30	66.83	66.15	66.45	67.30
AUSTRIA	SCHILLING	18.256	18.385	18.275	18.380	18.440
BELGIUM	FRANC	52.620	52.630	52.560	53.000	53.080
BRAZIL	CRUZEIRO	8625.00	8655.00	8685.00	8715.00	8745.00
CANADA	DOLLAR	1.3695	1.3745	1.3763	1.3747	1.3769
CHINA, P. R.	YUAN	3.2095	3.2095	3.2095	3.2095	3.2095
DENMARK	KRONE	9.4240	9.4775	9.4125	9.4975	9.4900
FINLAND	MARKKA	5.5800	5.6125	5.5800	5.6125	5.6275
FRANCE	FRANC	7.9175	7.9700	7.9235	8.0000	7.9950
GERMANY	D. MARK	2.5975	2.6138	2.6000	2.6280	2.6235
GREECE	DRACHMA	152.800	153.600	153.400	152.900	154.750
HONG KONG	DOLLAR	7.8020	7.8040	7.8050	7.8070	7.8090
INDIA	RUPEE	12.0600	12.0600	12.0800	12.0800	12.1900
*IRELAND	POUND	119.08	118.30	119.10	118.28	117.85
ITALY	LIRA	1755.00	1766.00	1755.00	1768.00	1769.00
JAPAN	YEN	207.90	208.00	205.25	205.60	205.85
MALAYSIA	RINGGIT	2.4550	2.4475	2.4275	2.4275	2.4375
MEXICO	PESO	494.0000	498.0000	NA	NA	NA
NETHERLANDS	GUILDER	2.9295	2.9485	2.9330	2.9580	2.9580
*NEW ZEALAND	DOLLAR	58.250	57.250	58.600	58.550	58.500
NORWAY	KRONE	7.8420	7.8550	7.8350	7.8775	7.9050
PORTUGAL	ESCUDO	162.400	162.500	163.000	163.000	163.800
SINGAPORE	DOLLAR	2.1170	2.1175	2.1155	2.1090	2.1185
*SOUTH AFRICA	RAND	38.80	38.50	38.50	38.10	36.75
SOUTH KOREA	WON	893.90	893.60	894.10	893.80	893.50
SPAIN	PESETA	159.600	160.480	160.100	161.000	161.150
SRI LANKA	RUPEE	27.447	27.447	27.447	27.443	27.486
SWEDEN	KRONA	7.8290	7.8375	7.8150	7.8675	7.8950
SWITZERLAND	FRANC	2.1390	2.1520	2.1415	2.1600	2.1575
TAIWAN	DOLLAR	40.100	40.060	40.060	40.020	NA
THAILAND	BAHT	26.320	26.330	27.000	26.160	26.410
*UNITED KINGDOM	POUND	144.05	143.25	143.53	141.65	141.67
MEMO:						
*UNITED STATES	DOLLAR	128.47	129.07	128.40	129.39	129.40

*INDEX OF WEIGHTED AVERAGE EXCHANGE VALUE OF U.S. DOLLAR AGAINST CURRENCIES OF OTHER G-10 COUNTRIES. MARCH 1973 = 100. WEIGHTS ARE 1972-76 GLOBAL TRADE OF EACH OF THE 10 COUNTRIES. SERIES REVISED AS OF AUGUST 1978. FOR DESCRIPTION AND BACK DATA, SEE "INDEX OF THE WEIGHTED-AVERAGE EXCHANGE VALUE OF THE U.S. DOLLAR: REVISION" ON PAGE 700 OF THE AUGUST 1978 FEDERAL RESERVE BULLETIN.

*VALUE IS U.S. CENTS