

DATA FILE
LIBRARY
FEDERAL RESERVE BANK
OF CHICAGO

S-440

(516/517)

LIBRARY
NOV 6 1985
FEDERAL RESERVE
BANK OF CHICAGO

Selected Interest & Exchange Rates

Weekly Series of Charts

November 4, 1985

Prepared by the
FINANCIAL MARKETS
SECTION

DIVISION OF
INTERNATIONAL FINANCE

BOARD OF GOVERNORS
FEDERAL RESERVE SYSTEM
Washington, D.C. 20551

Table of Contents

TABLES

1. LATEST FIGURES PLOTTED
2. DAILY CERTIFIED SPOT EXCHANGE RATES--H.10 RELEASE

CHARTS

1. SPOT EXCHANGE RATE INDICES
2. 3-MONTH FORWARD EXCHANGE RATES
3. GOLD PRICE--LONDON
4. CALL MONEY RATES
5. 3-MONTH INTEREST RATES
6. EURO-DOLLAR DEPOSIT RATES
7. SELECTED EURO-DOLLAR AND U.S. MONEY MARKET RATES
8. INTEREST ARBITRAGE: 3-MONTH FUNDS
9. LONG-TERM GOVERNMENT BOND YIELDS
10. INDUSTRIAL STOCK INDICES

SUBSCRIPTION RATES:

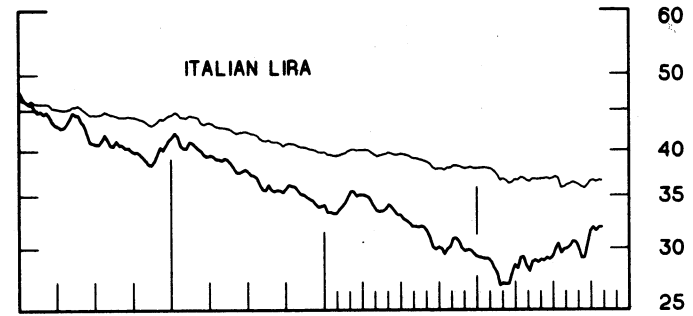
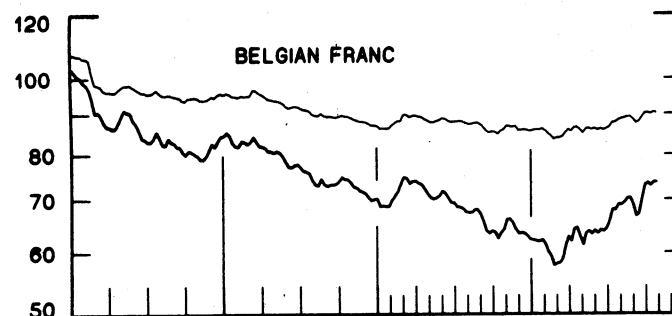
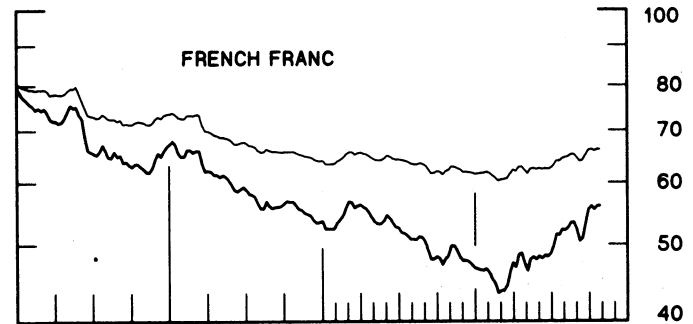
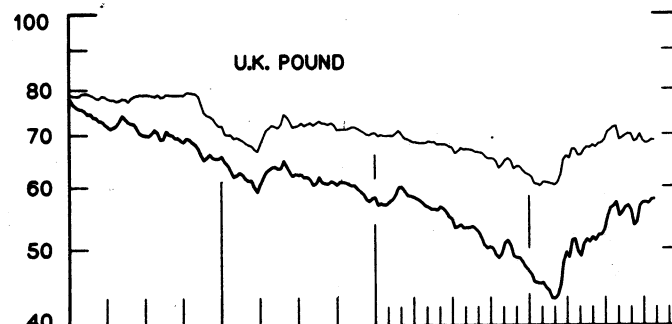
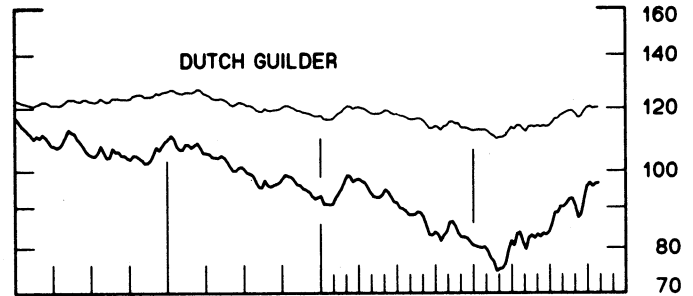
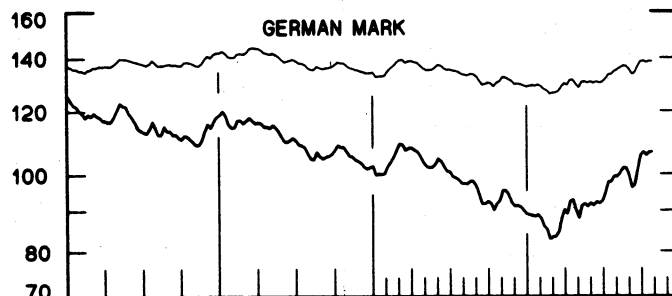
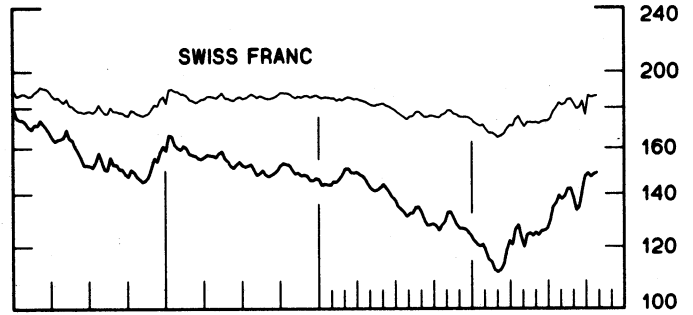
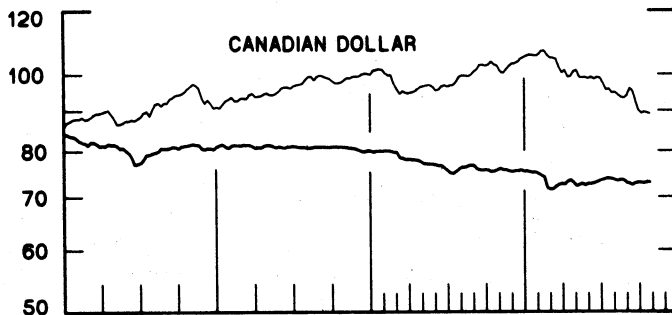
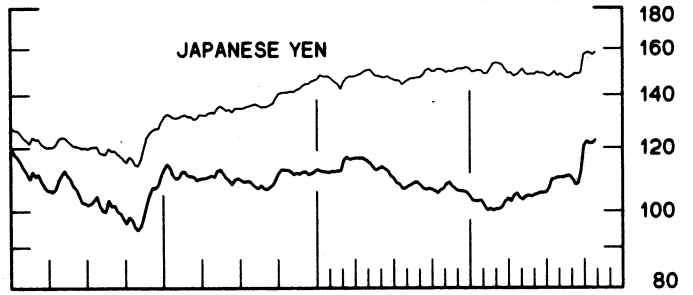
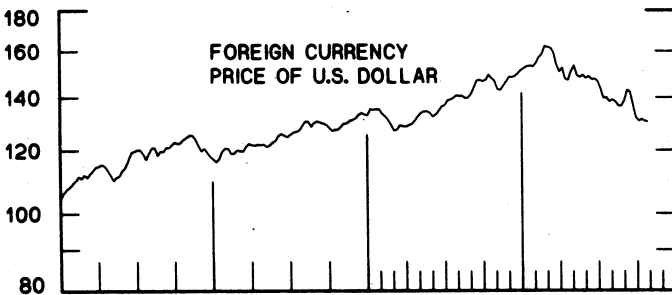
Weekly \$15.00 per year or \$.40 each in the United States, its possessions, Canada, and Mexico; 10 or more of the same issue to one address, \$13.50 per year or \$.35 each. Elsewhere, \$20.00 per year or \$.50 each. Address requests to Publications Services, Division of Administrative Services, and make payment remittance payable to the order of the Board of Governors of the Federal Reserve System in a form collectible at par in U.S. Currency.

SPOT EXCHANGE INDICES

DOLLAR PRICES OF FOREIGN CURRENCIES AND WEIGHTED AVERAGE VALUES (THIN LINE)
AVERAGES FOR WEEK ENDING WEDNESDAY

RATIO SCALE
MARCH 1973=100

RATIO SCALE
MARCH 1973=100



1983

1985

1983

1985

CHART 2
3-MONTH FORWARD EXCHANGE RATES

PREMIUM (+) OR (-)
 AVERAGES FOR WEEK ENDING WEDNESDAY

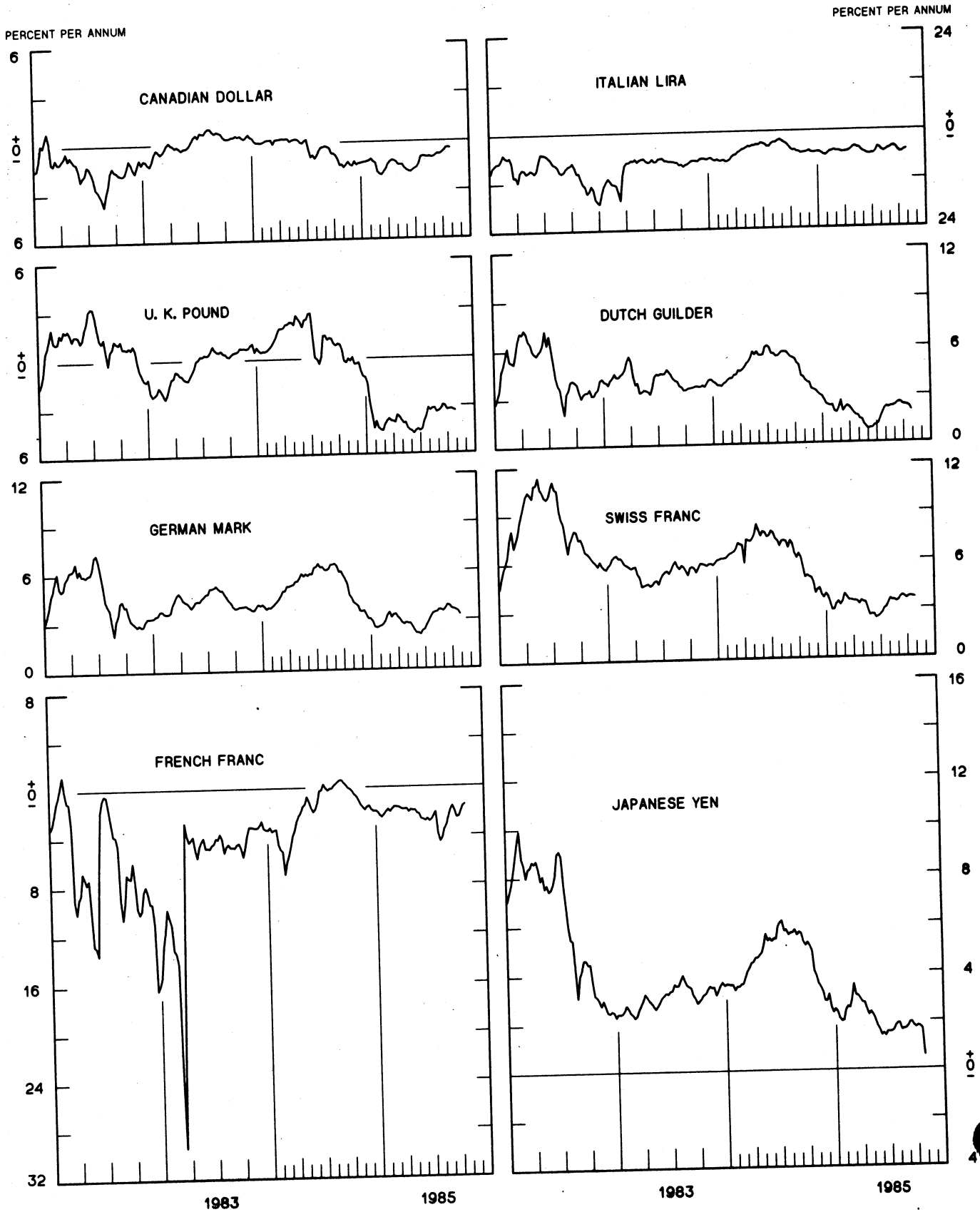


CHART 3
PRICE OF GOLD IN LONDON
AVERAGES FOR WEEK ENDING WEDNESDAY

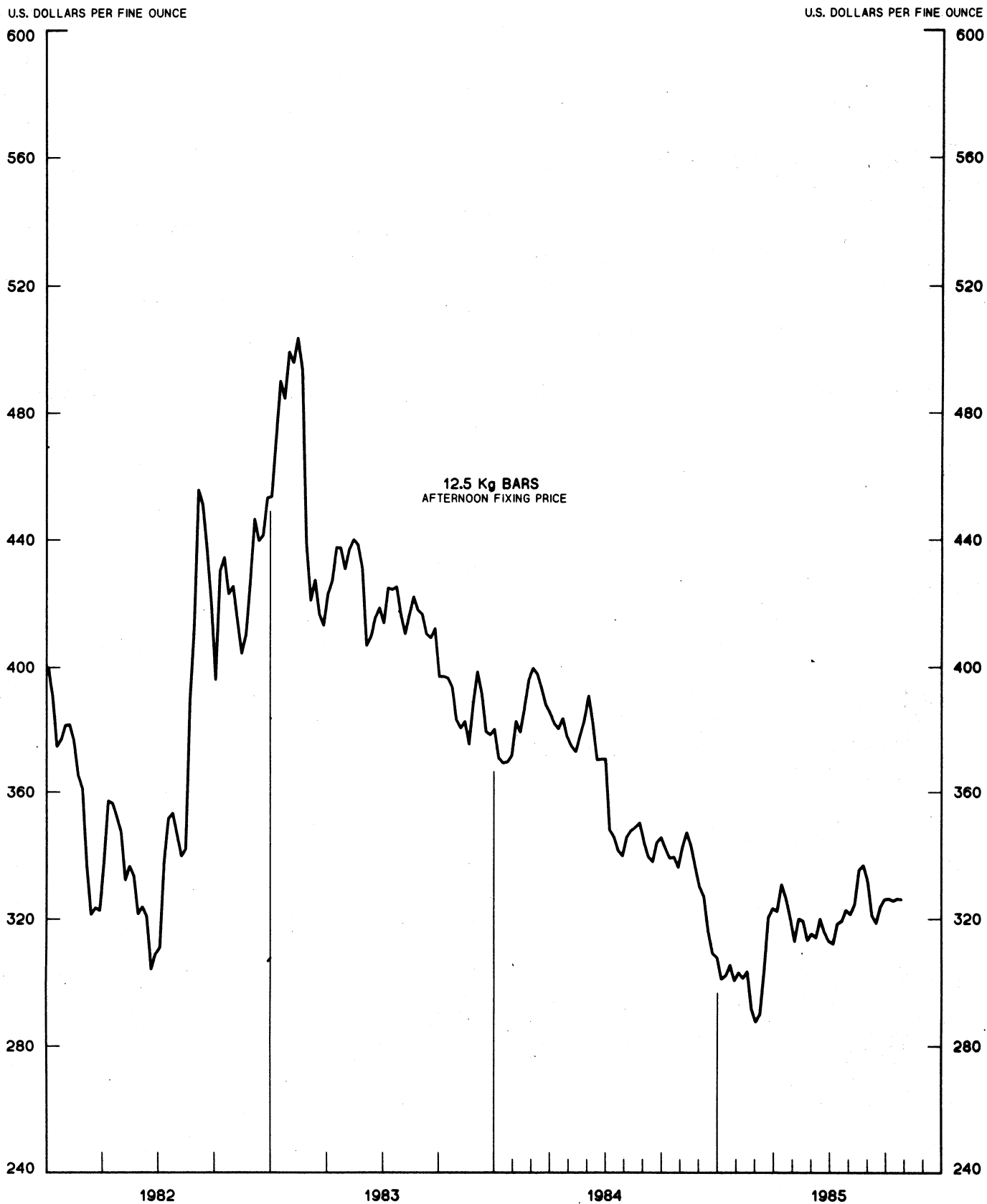
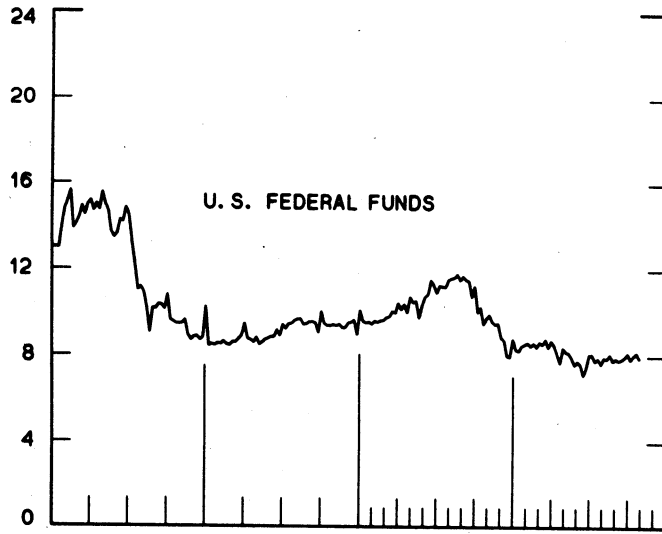
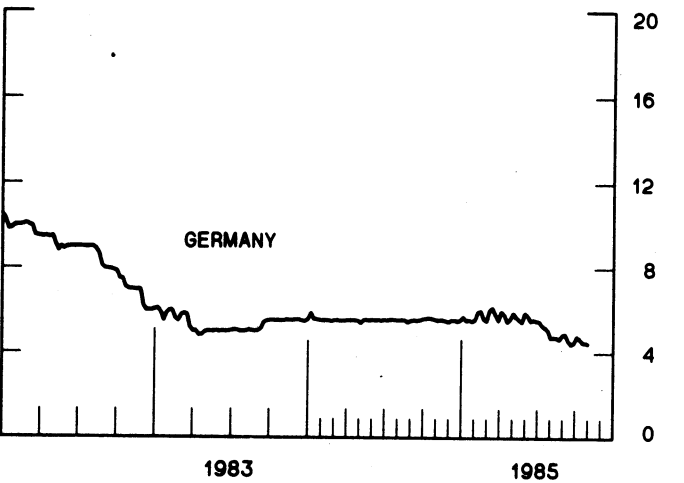
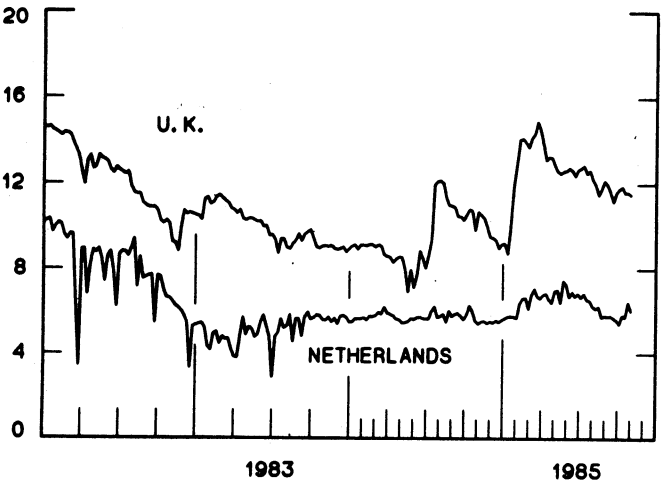
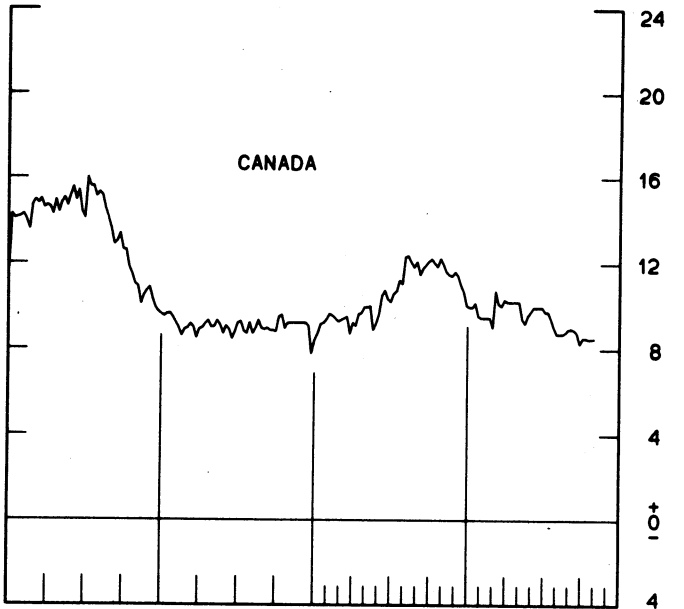
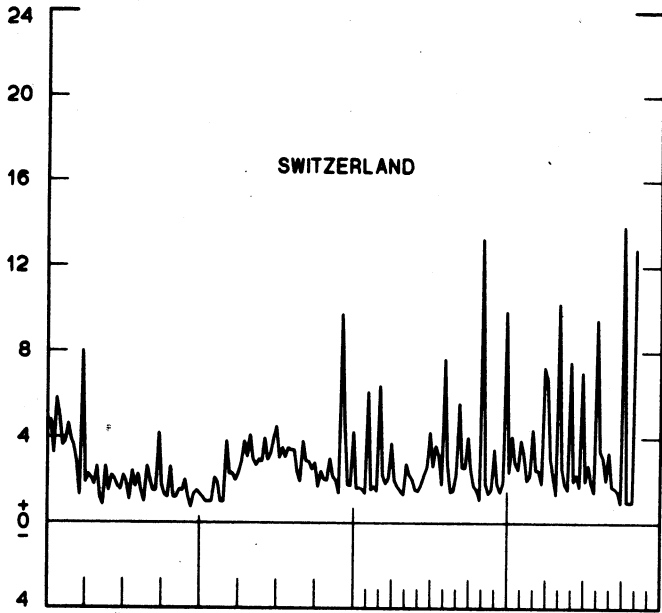
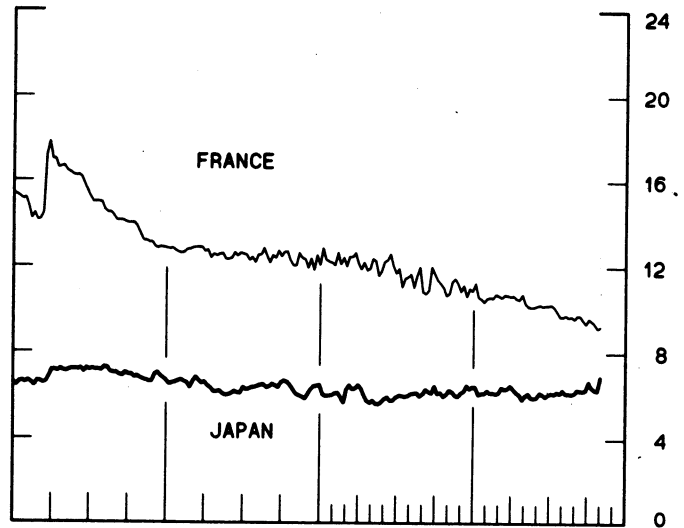


CHART 4
CALL MONEY RATES
WEEKLY SERIES

PERCENT PER ANNUM



PERCENT PER ANNUM



1983

1985

1983

1985

CHART 5
3-MONTH INTEREST RATES
 WEEKLY SERIES

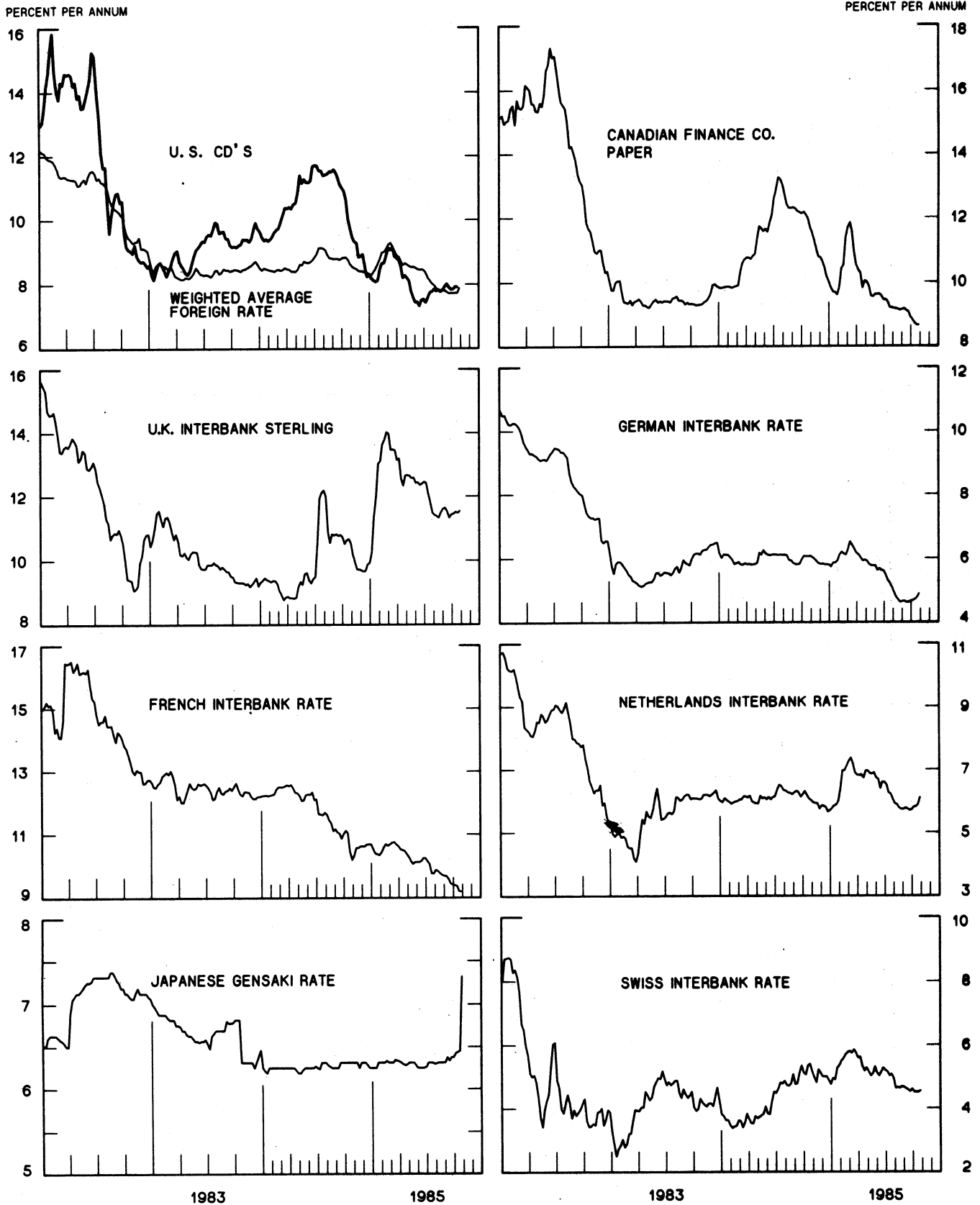


CHART 6
EURO-DOLLAR DEPOSIT RATES LONDON
AVERAGES FOR WEEK ENDING WEDNESDAY

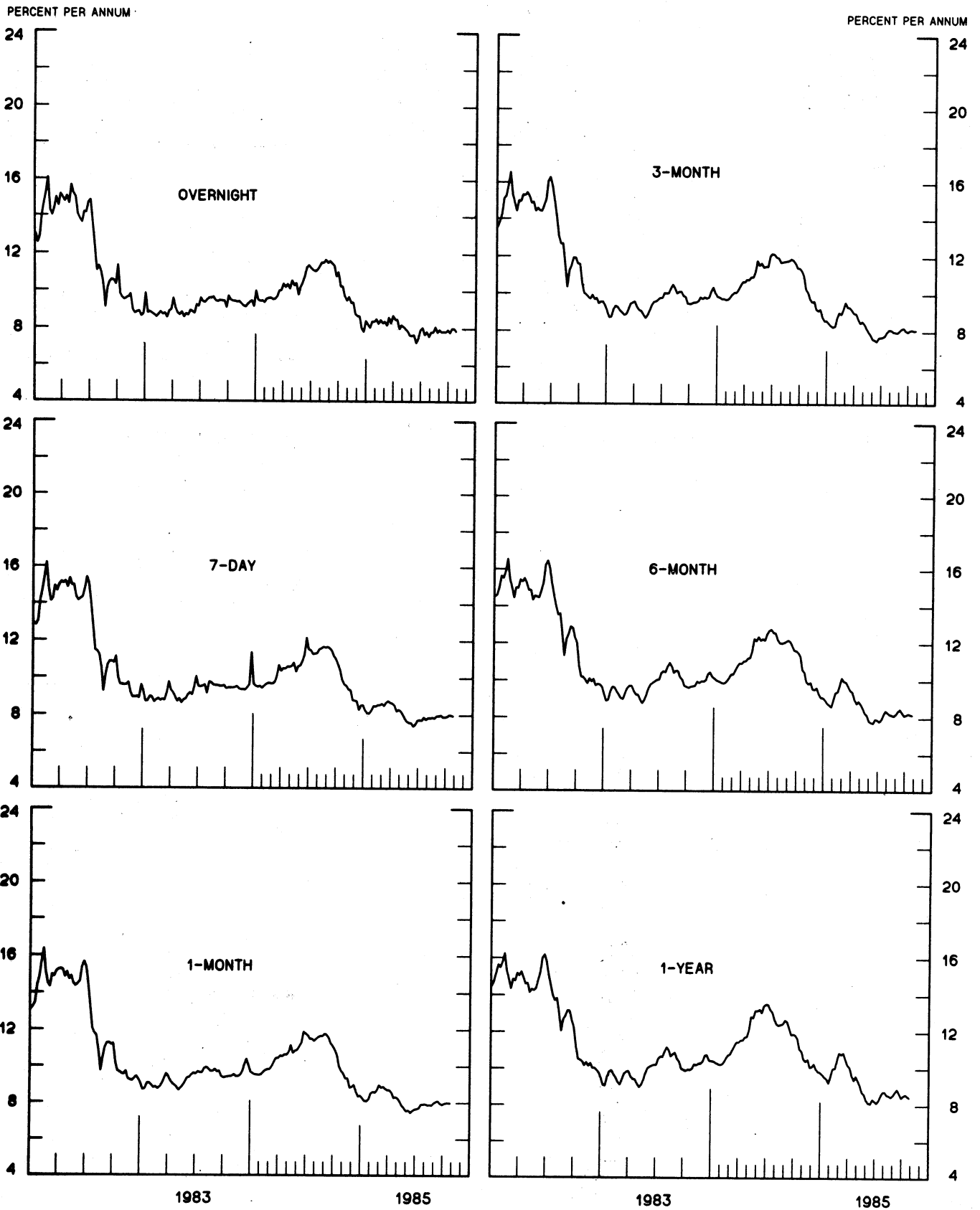
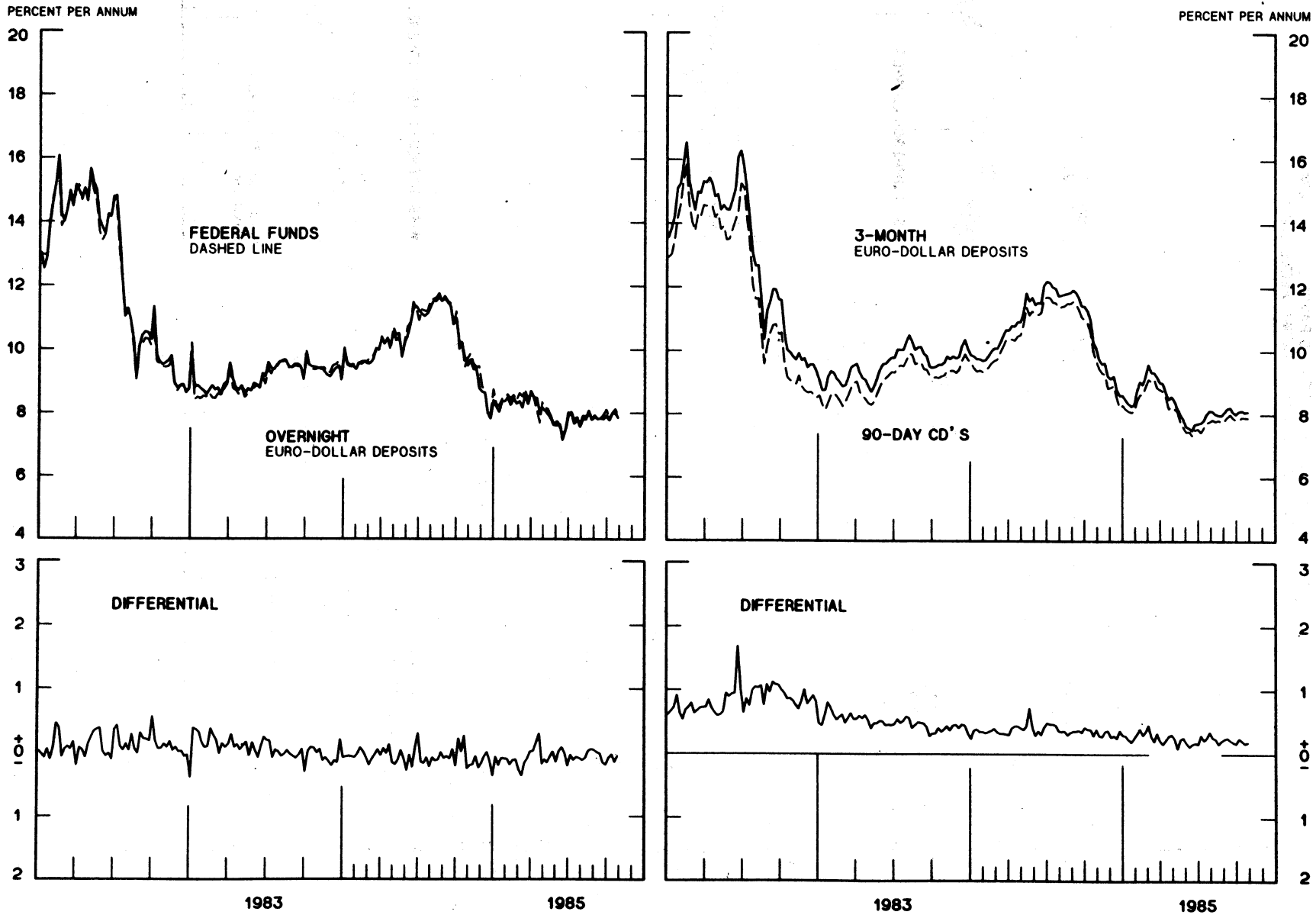


CHART 7

SELECTED EURO-DOLLAR AND U. S. MONEY MARKET RATES

DIFFERENTIAL: PLUS(+), FAVORS BORROWING IN U. S.
AVERAGES FOR WEEK ENDING WEDNESDAY

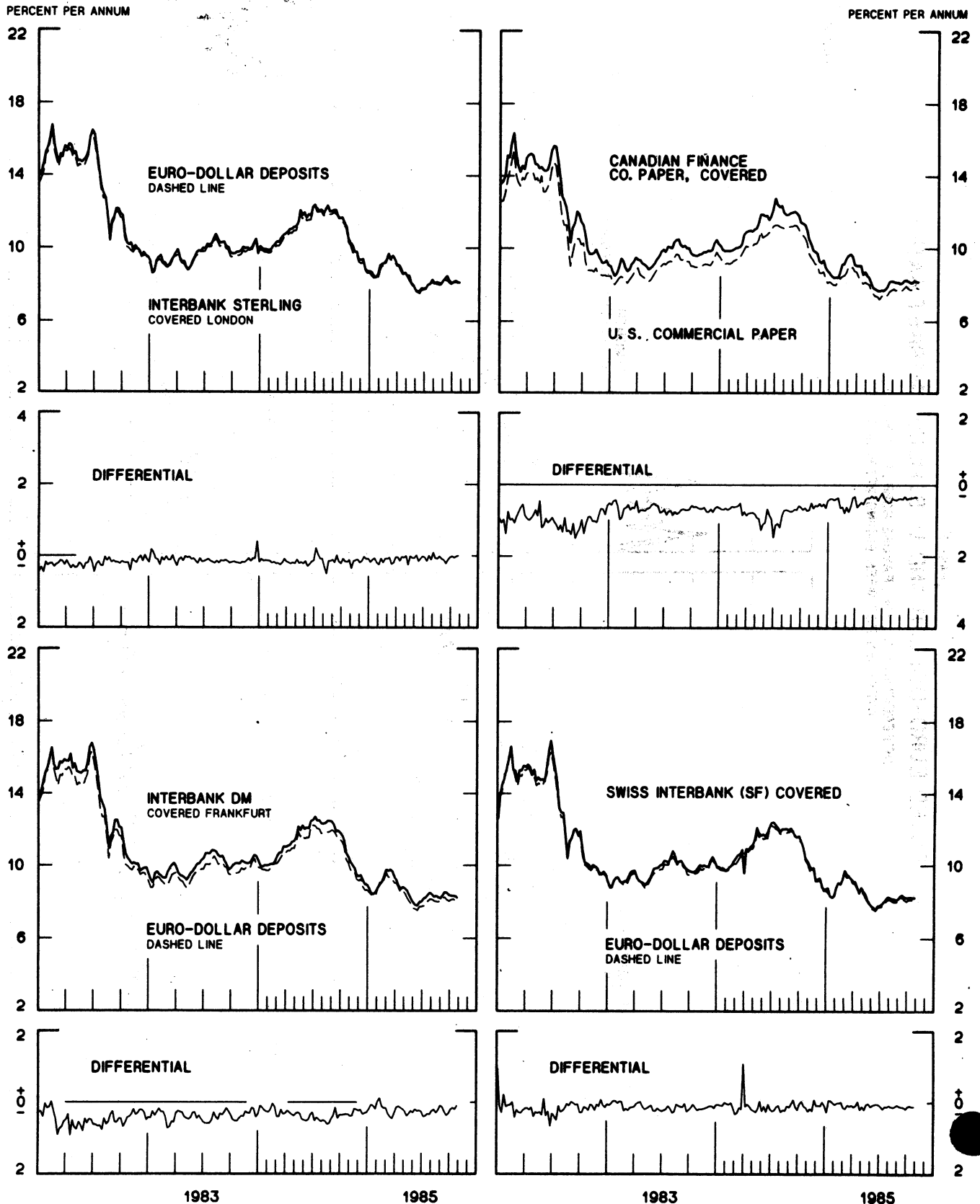


1 PERCENT ON DIFFERENTIAL SCALE = 2 PERCENT ON RATE SCALE

CHART 8

INTEREST ARBITRAGE: 3-MONTH FUNDS

DIFFERENTIAL: PLUS(+), INDICATES FAVOR DOLLAR ASSETS
AVERAGES FOR WEEK ENDING WEDNESDAY



1 PERCENT ON DIFFERENTIAL SCALE = 2 PERCENT ON RATE SCALE

CHART 9
LONG-TERM GOVERNMENT BOND YIELDS
 WEEKLY SERIES

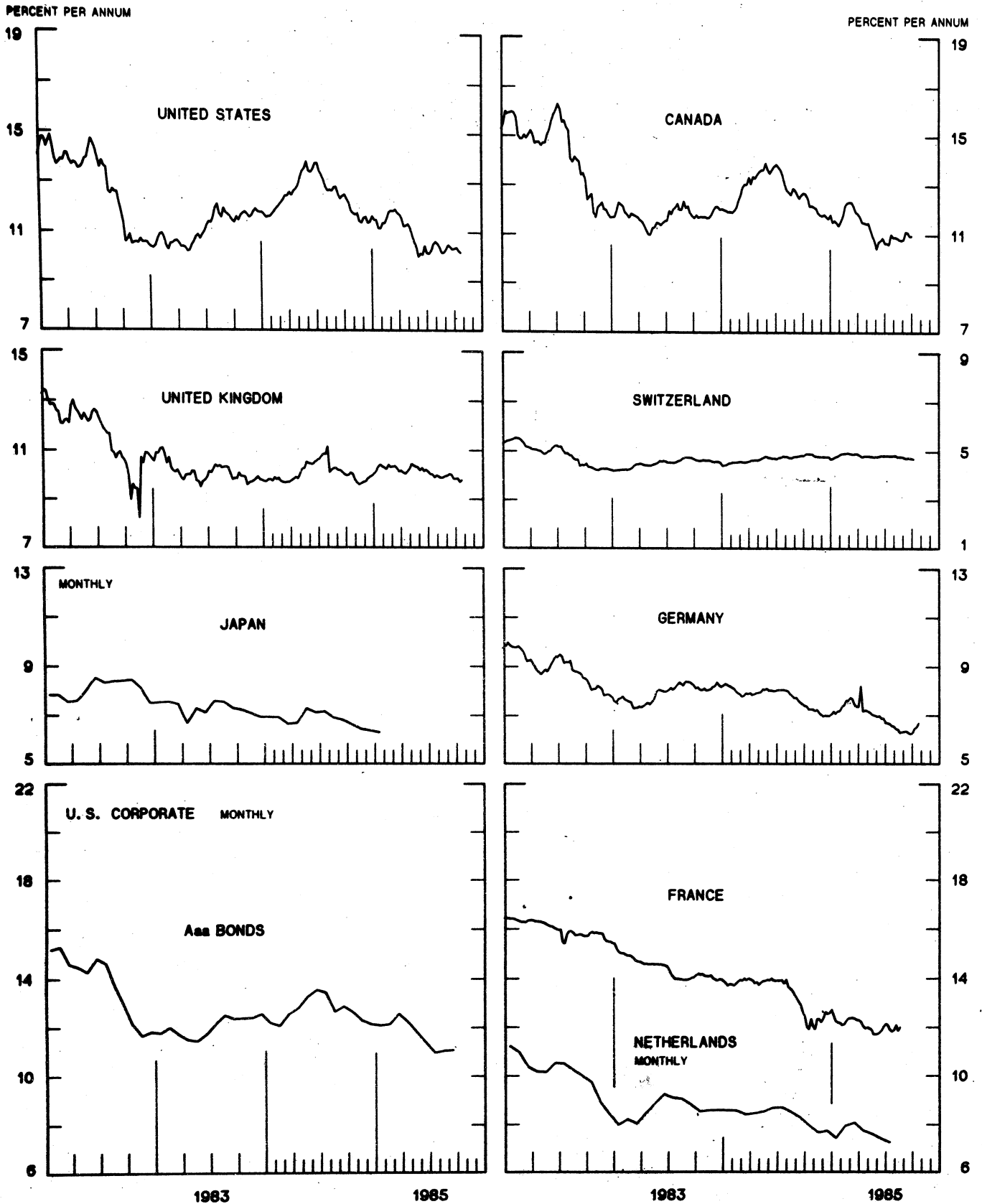
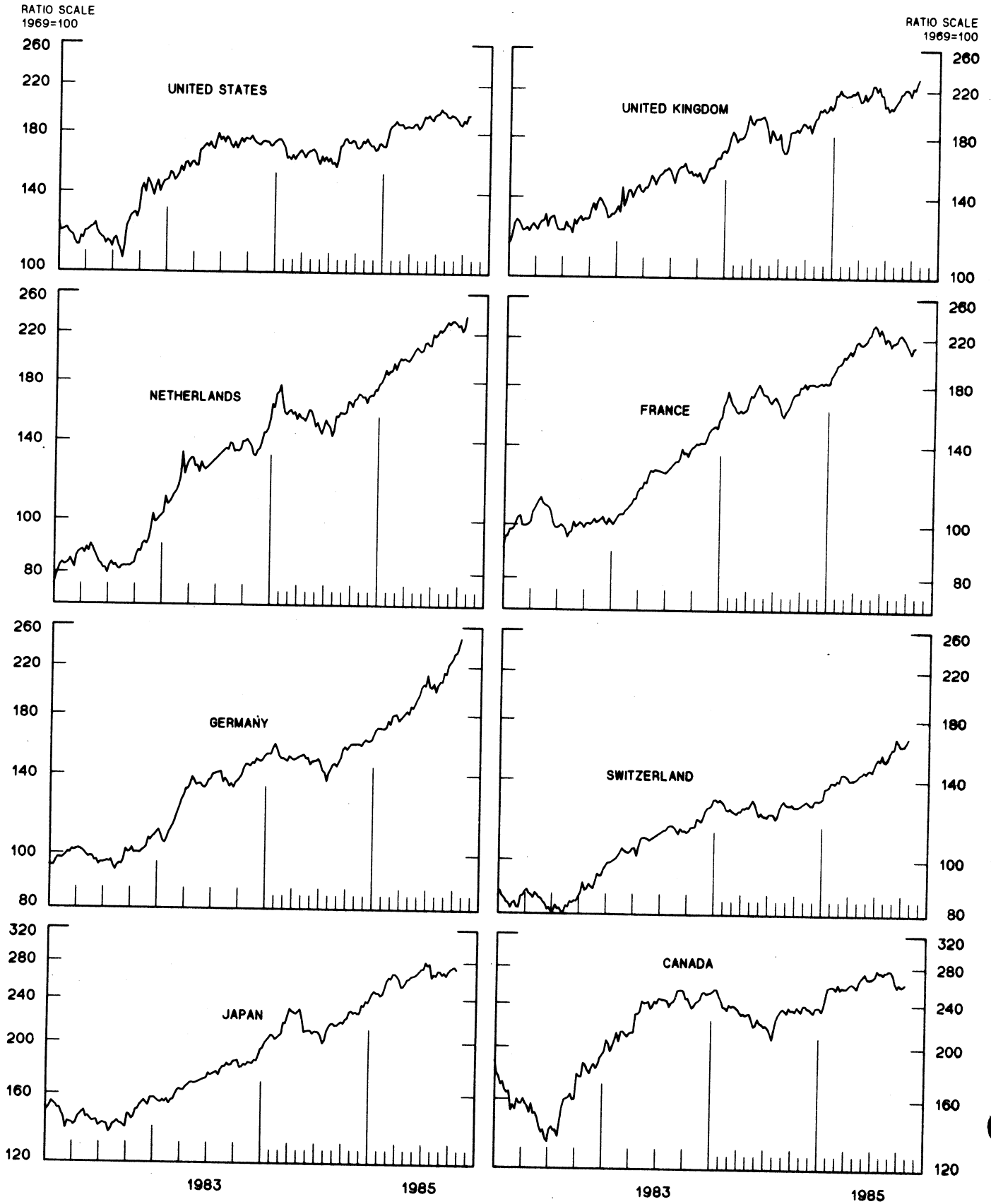


CHART 10
INDUSTRIAL STOCK INDICES
WEEKLY SERIES



SERIES NAME

LAST VALUE PLOTTED
DATE VALUE

CHART 1. SPOT EXCHANGE RATES AND INDICES

WEEKLY AVERAGES, NOON BUYING RATES (U.S. CENTS)

GERMAN MARK	OCT. 30	37.90
JAPANESE YEN	OCT. 30	0.46775
DUTCH GUILDER	OCT. 30	33.60
U.K. POUND	OCT. 30	142.93
CANADIAN DOLLAR	OCT. 30	73.19
FRENCH FRANC	OCT. 30	12.43
SWISS FRANC	OCT. 30	46.24
BELGIAN FRANC	OCT. 30	1.86983
ITALIAN LIRA	OCT. 30	0.05614
SWEDISH KRONA	OCT. 30	12.62

INDICES, MARCH 1973 BASE RATES = 100

GERMAN MARK	OCT. 30	106.62
JAPANESE YEN	OCT. 30	122.47
DUTCH GUILDER	OCT. 30	96.47
U.K. POUND	OCT. 30	57.81
CANADIAN DOLLAR	OCT. 30	72.95
FRENCH FRANC	OCT. 30	56.03
SWISS FRANC	OCT. 30	148.75
BELGIAN FRANC	OCT. 30	73.68
ITALIAN LIRA	OCT. 30	31.89

WEIGHTED AVERAGE EXCHANGE VALUE INDICES, MAR 1973 = 100
(G-10 COUNTRIES PLUS SWITZERLAND)

U.S. DOLLAR	OCT. 30	130.33
GERMAN MARK	OCT. 30	138.55
JAPANESE YEN	OCT. 30	158.48
DUTCH GUILDER	OCT. 30	120.27
U.K. POUND	OCT. 30	68.74
CANADIAN DOLLAR	OCT. 30	89.12
FRENCH FRANC	OCT. 30	66.14
SWISS FRANC	OCT. 30	186.46
BELGIAN FRANC	OCT. 30	90.30
ITALIAN LIRA	OCT. 30	36.58
SWEDISH KRONA	OCT. 30	67.98

CHART 2. 3-MONTH FORWARD EXCHANGE RATES, PREMIUM OR DISCOUNT

CANADIAN DOLLAR	OCT. 30	-0.50
U.K. POUND	OCT. 30	-3.35
GERMAN MARK	OCT. 30	3.24
FRENCH FRANC	OCT. 30	-1.55
SWISS FRANC	OCT. 30	3.61
DUTCH GUILDER	OCT. 30	1.96
JAPANESE YEN	OCT. 30	0.54
ITALIAN LIRA	OCT. 30	-5.15

SERIES NAME	LAST VALUE PLO	DATE	VALUE
CHART 3. GOLD PRICE IN LONDON, AFTERNOON FIXING			
U.S. DOLLARS PER FINE OUNCE		OCT. 30	326.12
CHART 4. CALL MONEY RATES			
U.S. FEDERAL FUNDS		OCT. 30	7.89
OVERNIGHT EURO-DOLLAR DEPOSITS		OCT. 30	7.84
U.K.		OCT. 30	11.50
CANADA		OCT. 30	8.52
GERMANY		OCT. 30	4.44
JAPAN		OCT. 30	6.91
FRANCE		OCT. 30	9.23
NETHERLANDS		OCT. 30	6.00
SWITZERLAND		OCT. 30	12.80
CHART 5. 3-MONTH INTEREST RATES			
U.S. 90-DAY CD'S, SECONDARY MARKET		OCT. 30	7.90
GERMAN INTERBANK LOAN		OCT. 30	4.90
JAPANESE GENSAKI RATE		OCT. 30	6.76
CANADIAN FINANCE PAPER		OCT. 30	8.66
INTERBANK STERLING		OCT. 30	11.54
SWISS INTERBANK LOAN		OCT. 30	4.55
FRENCH INTERBANK RATE		OCT. 30	9.19
NETHERLANDS INTERBANK RATE		OCT. 30	6.11
WEIGHTED AVERAGE FOREIGN INTEREST RATE (G-10 COUNTRIES PLUS SWITZERLAND)		OCT. 30	7.88
CHART 6. EURO-DOLLAR DEPOSIT RATES: LONDON			
OVERNIGHT		OCT. 30	7.84
7-DAY		OCT. 30	7.95
1-MONTH		OCT. 30	7.99
3-MONTH		OCT. 30	8.09
6-MONTH		OCT. 30	8.18
1-YEAR		OCT. 30	8.46
CHART 7. SELECTED EURO-DOLLAR AND U.S. MONEY MARKET RATES			
OVERNIGHT EURO-DOLLAR DEPOSITS		OCT. 30	7.84
U.S. FEDERAL FUNDS		OCT. 30	7.89
DIFFERENTIAL		OCT. 30	-0.05
3-MONTH EURO-DOLLAR DEPOSIT RATE		OCT. 30	8.09
U.S. 90-DAY CD'S, SECONDARY MARKET		OCT. 30	7.90
DIFFERENTIAL		OCT. 30	0.19

SERIES NAME

LAST VALUE PLOTTED
DATE VALUE

CHART 8. INTEREST ARBITRAGE, 3-MONTH FUNDS

EURO-DOLLAR DEPOSIT	OCT. 30	8.09
INTERBANK STERLING (LONDON), COVERED	OCT. 30	8.09
DIFFERENTIAL	OCT. 30	-0.01
U. S. COMMERCIAL PAPER	OCT. 30	7.79
CANADIAN FINANCE PAPER, COVERED	OCT. 30	8.15
DIFFERENTIAL	OCT. 30	-0.36
EURO-DOLLAR DEPOSIT	OCT. 30	8.09
INTERBANK DM (FRANKFURT), COVERED	OCT. 30	8.18
DIFFERENTIAL	OCT. 30	-0.09
EURO-DOLLAR DEPOSIT	OCT. 30	8.09
SWISS INTERBANK, COVERED	OCT. 30	8.20
DIFFERENTIAL	OCT. 30	-0.11

CHART 9. LONG TERM GOVERNMENT BOND YIELDS

UNITED STATES	OCT. 25	10.16
GERMANY	OCT. 25	6.68
JAPAN (MONTHLY)	JAN.	6.29
SWITZERLAND	OCT. 11	4.68
CANADA	OCT. 4	10.97
FRANCE	SEPT. 13	12.03
NETHERLANDS (MONTHLY)	JULY	7.23
UNITED KINGDOM	OCT. 25	9.77

U. S. CORPORATE

AAA BONDS	SEPT.	11.07
-----------	-------	-------

CHART 10. STOCK INDICES

UNITED STATES	OCT. 23	193.90
UNITED KINGDOM	OCT. 23	231.20
CANADA	OCT. 23	262.76
GERMANY	OCT. 23	247.74
SWITZERLAND	OCT. 23	167.42
NETHERLANDS	OCT. 23	237.21
FRANCE	OCT. 23	213.12
JAPAN	OCT. 23	271.98

FEDERAL RESERVE statistical release



H.10 (512)

NOVEMBER 1, 1985

FOREIGN EXCHANGE RATES

FOR THE WEEK ENDING NOVEMBER 1, 1985

The Board of Governors of the Federal Reserve System is advised that the Federal Reserve Bank of New York has certified for customs purposes the following noon buying rates in New York City for cable transfers payable in foreign currencies:

COUNTRY	MONETARY UNIT	(CURRENCY UNITS PER DOLLAR)				
		OCT. 28	OCT. 29	OCT. 30	OCT. 31	NOV. 1
*AUSTRALIA	DOLLAR	70.00	69.97	70.10	69.90	69.75
AUSTRIA	SCHILLING	18.573	18.422	18.408	18.395	18.310
BELGIUM	FRANC	53.540	53.150	53.230	53.140	52.750
BRAZIL	CRUZEIRO	8450.00	8485.00	8520.00	8560.00	8595.00
CANADA	DOLLAR	1.3665	1.3651	1.3663	1.3668	1.3670
CHINA, P.R.	YUAN	3.1588	3.1904	3.2095	3.2095	3.2095
DENMARK	KRONE	9.5875	9.5100	9.4950	9.5060	9.4550
FINLAND	MARKKA	5.6850	5.6300	5.6175	5.6140	5.6175
FRANCE	FRANC	8.0580	7.9940	8.0010	7.9750	7.9300
GERMANY	D. MARK	2.6428	2.6220	2.6235	2.6190	2.6020
GREECE	DRACHMA	155.500	154.100	154.050	154.000	153.000
HONG KONG	DOLLAR	7.8010	7.8015	7.7965	7.7925	7.8070
INDIA	RUPEE	12.0200	12.0700	12.0600	12.0500	12.0700
*IRELAND	POUND	116.90	118.00	117.95	118.40	118.73
ITALY	LIRA	1783.00	1771.00	1774.00	1765.00	1758.00
JAPAN	YEN	213.50	212.43	211.50	211.55	209.00
MALAYSIA	RINGGIT	2.4570	2.4500	2.4440	2.4440	2.4525
MEXICO	PESO	443.0000	485.0000	485.0000	481.0000	490.0000
NETHERLANDS	GUILDER	2.9817	2.9585	2.9570	2.9540	2.9350
*NEW ZEALAND	DOLLAR	56.150	56.600	57.600	NA	NA
NORWAY	KRONE	7.9200	7.8700	7.8775	7.8725	7.8700
PORTUGAL	ESCUDO	164.500	163.500	163.000	163.500	162.500
SINGAPORE	DOLLAR	2.1385	2.1350	2.1320	2.1300	2.1260
*SOUTH AFRICA	RAND	38.35	38.55	39.00	38.70	38.65
SOUTH KOREA	WON	895.40	895.10	894.80	894.50	894.20
SPAIN	PESETA	162.320	161.250	161.000	160.550	159.700
SRI LANKA	RUPEE	27.467	27.467	27.462	27.462	27.447
SWEDEN	KRONA	7.9350	7.8800	7.8750	7.8760	7.8600
SWITZERLAND	FRANC	2.1670	2.1500	2.1500	2.1510	2.1360
TAIWAN	DOLLAR	40.130	40.170	40.140	NA	40.120
THAILAND	BAHT	26.670	26.620	26.520	26.560	26.440
*UNITED KINGDOM	POUND	142.75	143.52	144.10	144.05	144.10
MEMO:						
#UNITED STATES	DOLLAR	130.47	129.64	129.56	129.39	128.69

#INDEX OF WEIGHTED AVERAGE EXCHANGE VALUE OF U.S. DOLLAR AGAINST CURRENCIES OF OTHER G-10 COUNTRIES. MARCH 1973 = 100. WEIGHTS ARE 1972-76 GLOBAL TRADE OF EACH OF THE 10 COUNTRIES. SERIES REVISED AS OF AUGUST 1978. FOR DESCRIPTION AND BACK DATA, SEE "INDEX OF THE WEIGHTED-AVERAGE EXCHANGE VALUE OF THE U.S. DOLLAR: REVISION" ON PAGE 700 OF THE AUGUST 1978 FEDERAL RESERVE BULLETIN.

*VALUE IS U.S. CENTS