

(516/517)

**DATA FILE
LIBRARY
FEDERAL RESERVE BANK
OF CHICAGO**

**LIBRARY
OCT 25 1985
FEDERAL RESERVE
BANK OF CHICAGO**

Selected Interest & Exchange Rates

Weekly Series of Charts

October 21, 1985

Prepared by the
**FINANCIAL MARKETS
SECTION**

**DIVISION OF
INTERNATIONAL FINANCE**

**BOARD OF GOVERNORS
FEDERAL RESERVE SYSTEM
Washington, D.C. 20551**

Table of Contents

TABLES

1. LATEST FIGURES PLOTTED
2. DAILY CERTIFIED SPOT EXCHANGE RATES--
H.10 RELEASE

CHARTS

1. SPOT EXCHANGE RATE INDICES
2. 3-MONTH FORWARD EXCHANGE RATES
3. GOLD PRICE--LONDON
4. CALL MONEY RATES
5. 3-MONTH INTEREST RATES
6. EURO-DOLLAR DEPOSIT RATES
7. SELECTED EURO-DOLLAR AND U.S. MONEY MARKET RATES
8. INTEREST ARBITRAGE: 3-MONTH FUNDS
9. LONG-TERM GOVERNMENT BOND YIELDS
10. INDUSTRIAL STOCK INDICES

SUBSCRIPTION RATES:

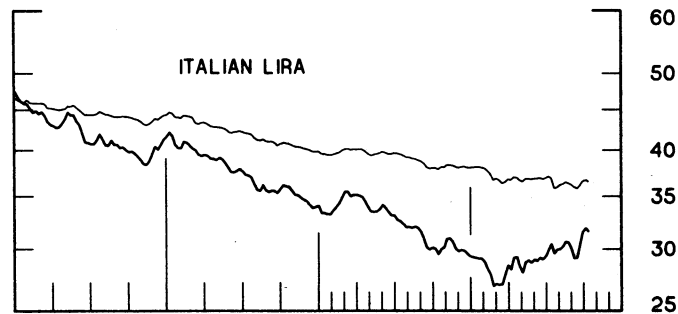
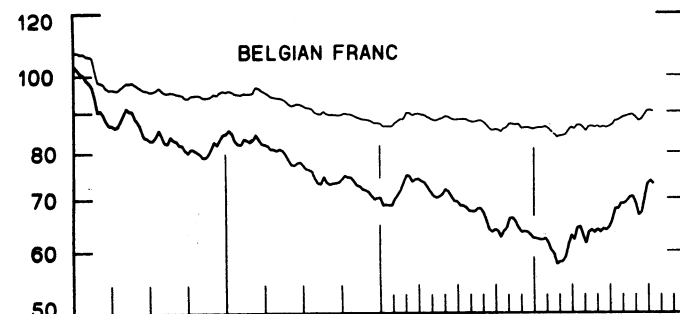
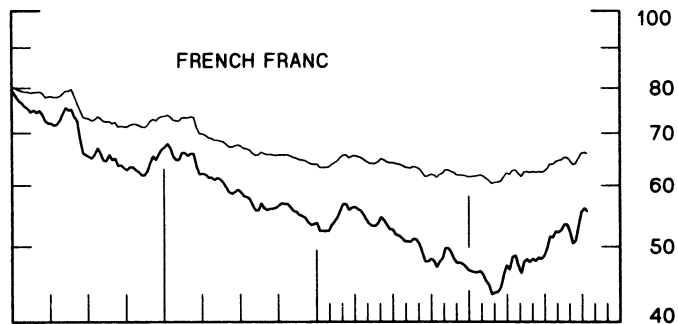
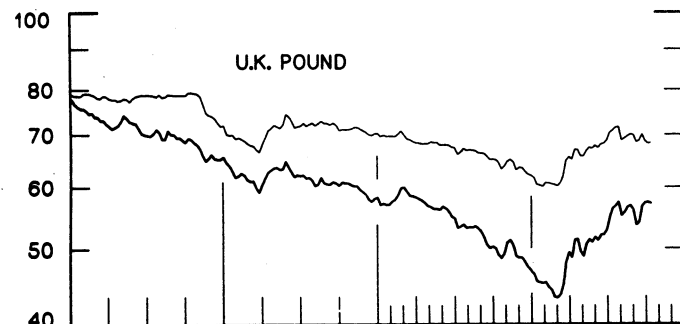
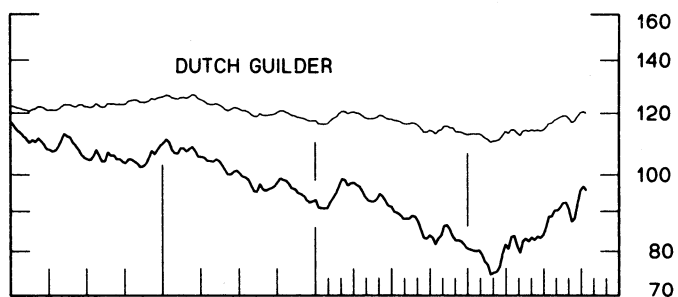
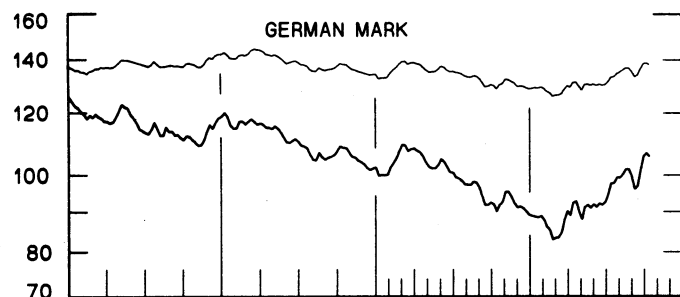
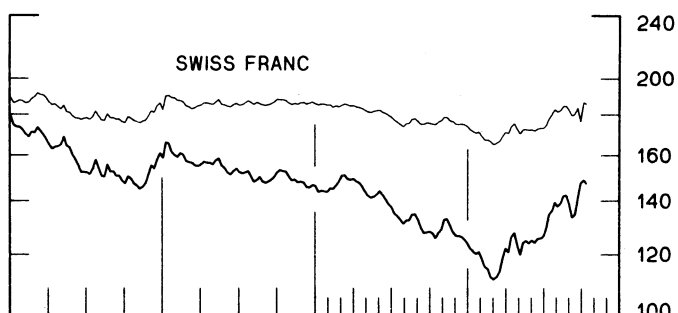
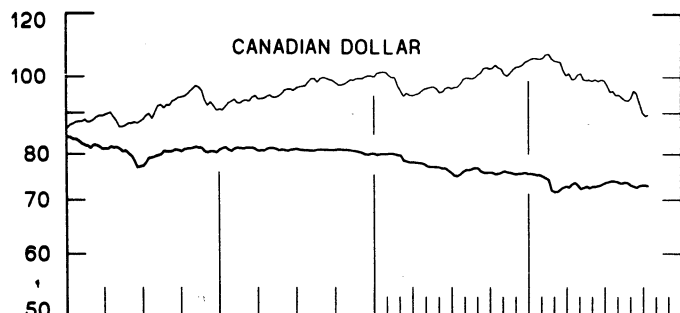
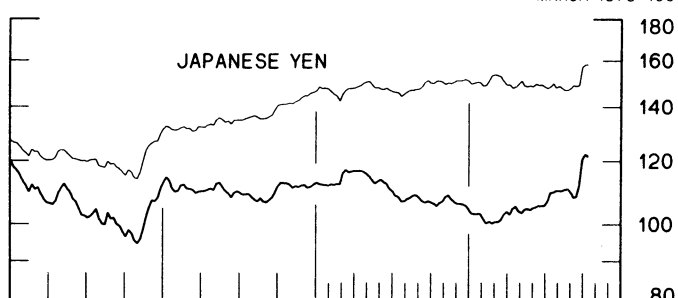
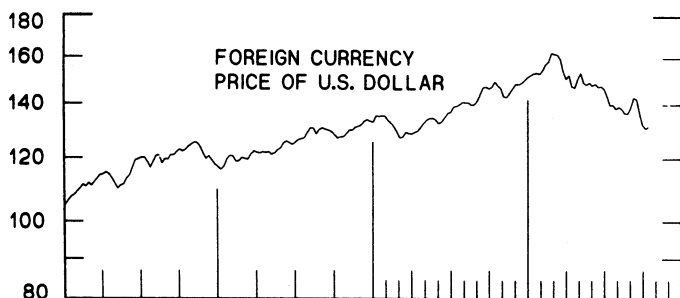
Weekly \$15.00 per year or \$.40 each in the United States, its possessions, Canada, and Mexico; 10 or more of the same issue to one address, \$13.50 per year or \$.35 each. Elsewhere, \$20.00 per year or \$.50 each. Address requests to Publications Services, Division of Administrative Services, and make payment remittance payable to the order of the Board of Governors of the Federal Reserve System in a form collectible at par in U.S. Currency.

SPOT EXCHANGE INDICES

DOLLAR PRICES OF FOREIGN CURRENCIES AND WEIGHTED AVERAGE VALUES (THIN LINE)
AVERAGES FOR WEEK ENDING WEDNESDAY

RATIO SCALE
MARCH 1973=100

RATIO SCALE
MARCH 1973=100



1983

1985

1983

1985

CHART 2

3-MONTH FORWARD EXCHANGE RATES

PREMIUM (+) OR (-)
AVERAGES FOR WEEK ENDING WEDNESDAY

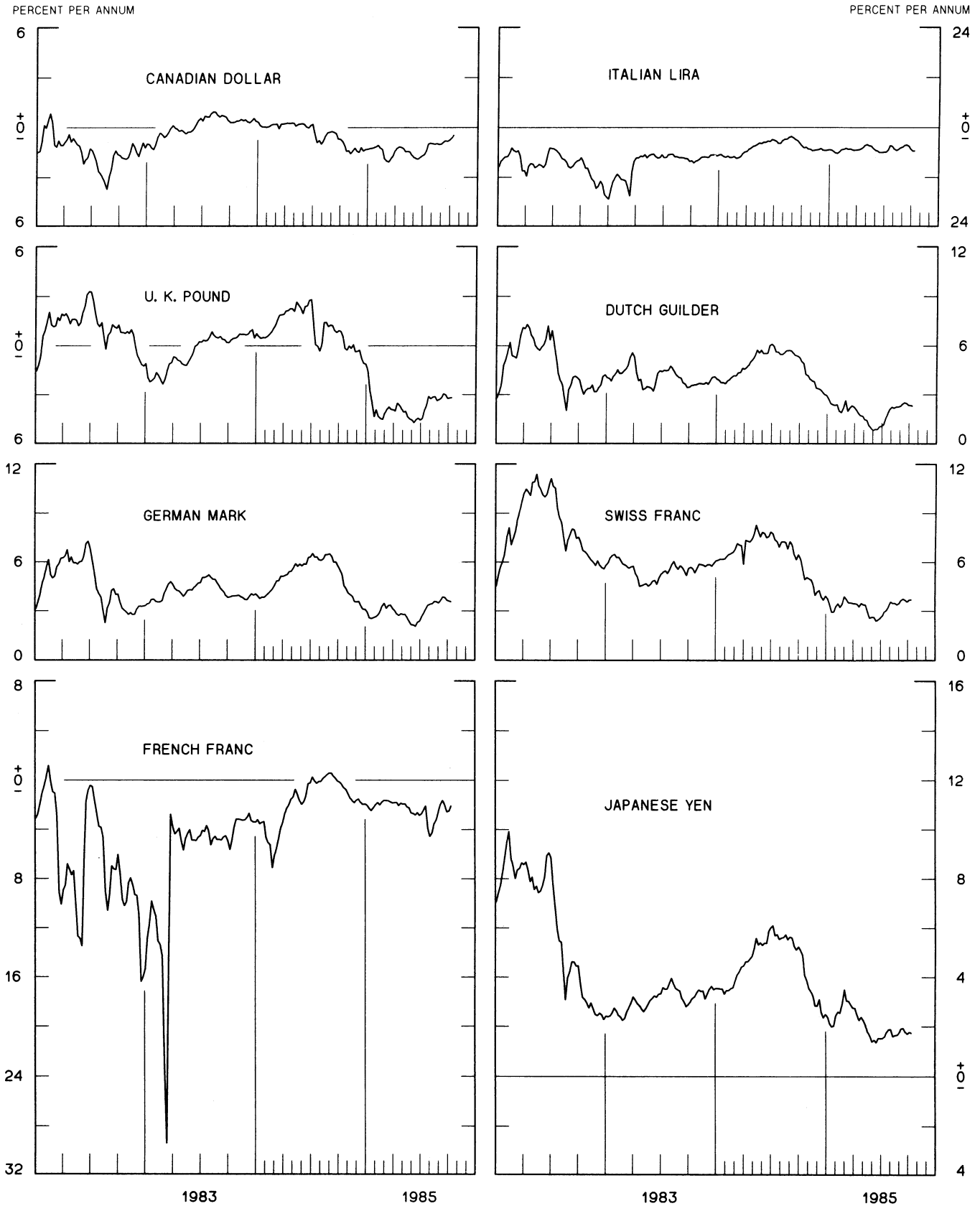


CHART 3
PRICE OF GOLD IN LONDON
AVERAGES FOR WEEK ENDING WEDNESDAY

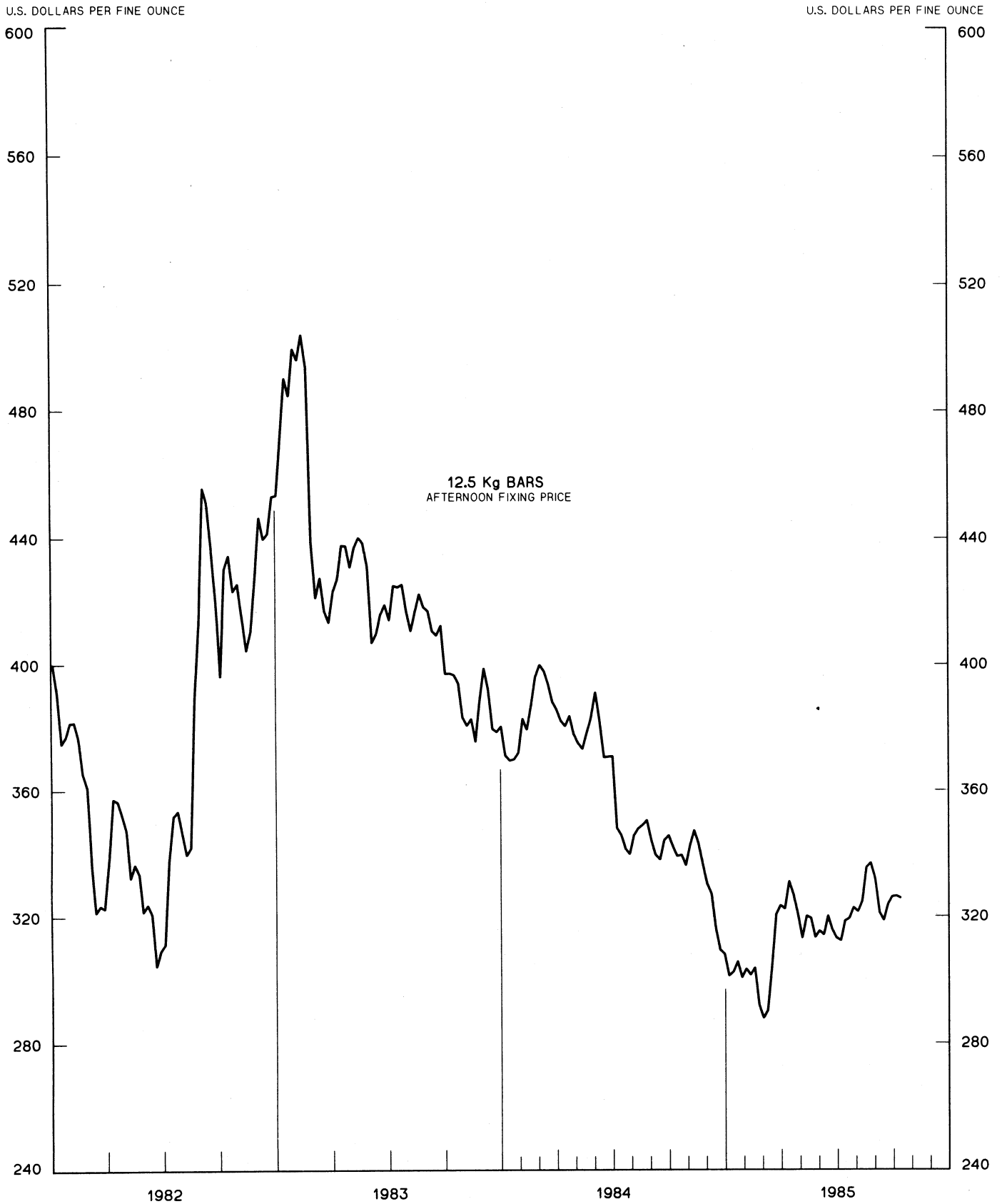


CHART 4
CALL MONEY RATES
 WEEKLY SERIES

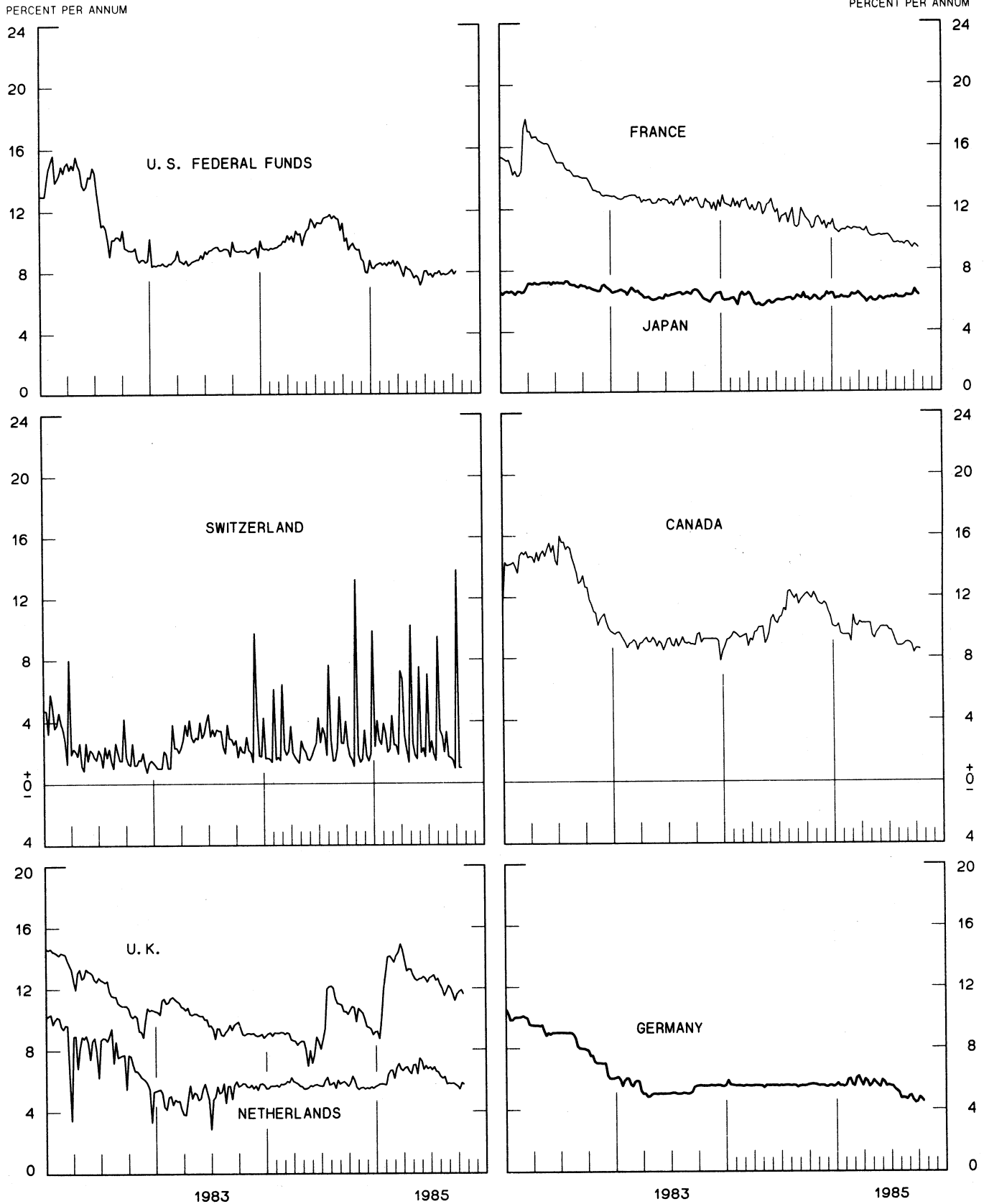


CHART 5
3-MONTH INTEREST RATES
 WEEKLY SERIES

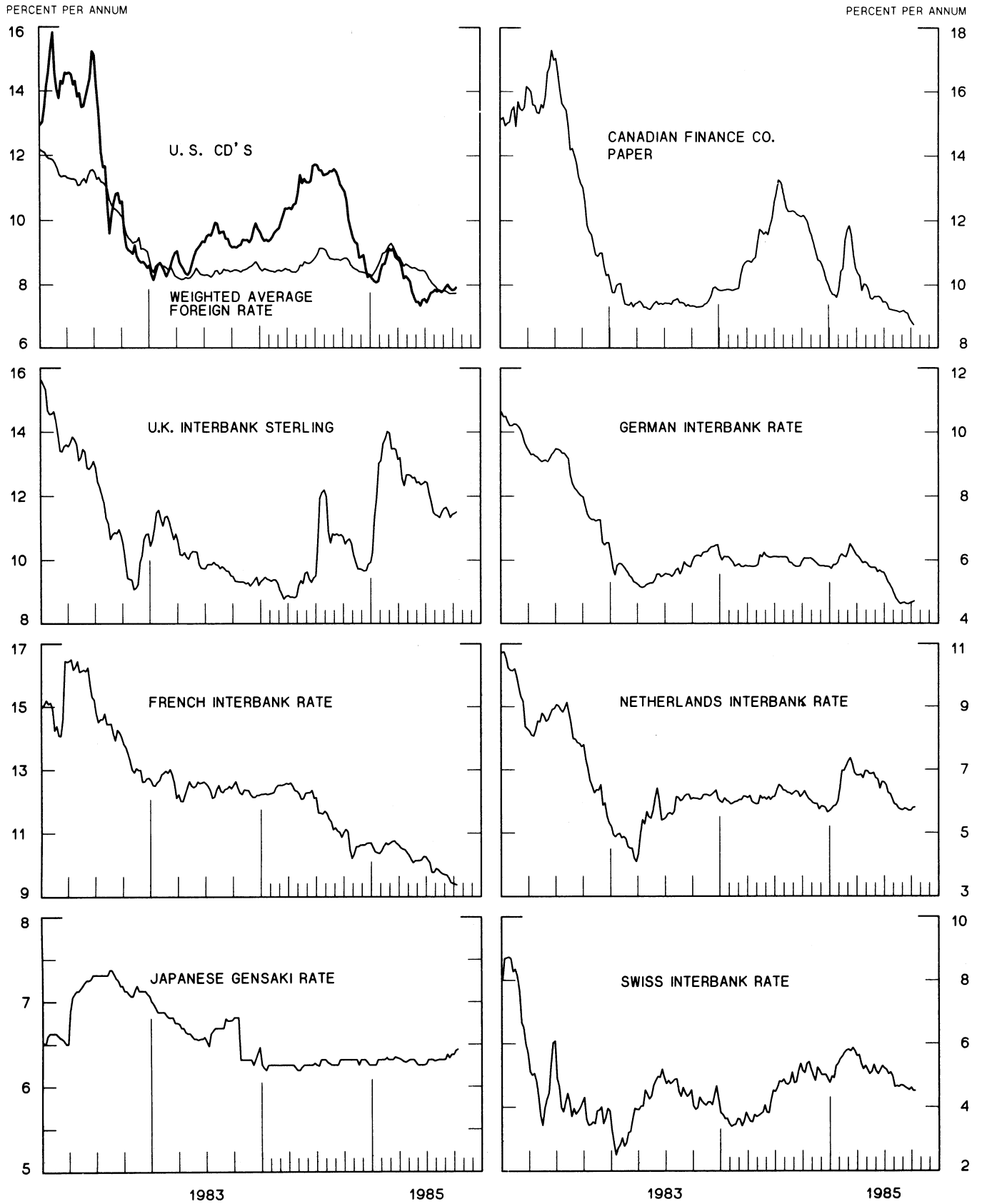


CHART 6
EURO-DOLLAR DEPOSIT RATES LONDON
 AVERAGES FOR WEEK ENDING WEDNESDAY

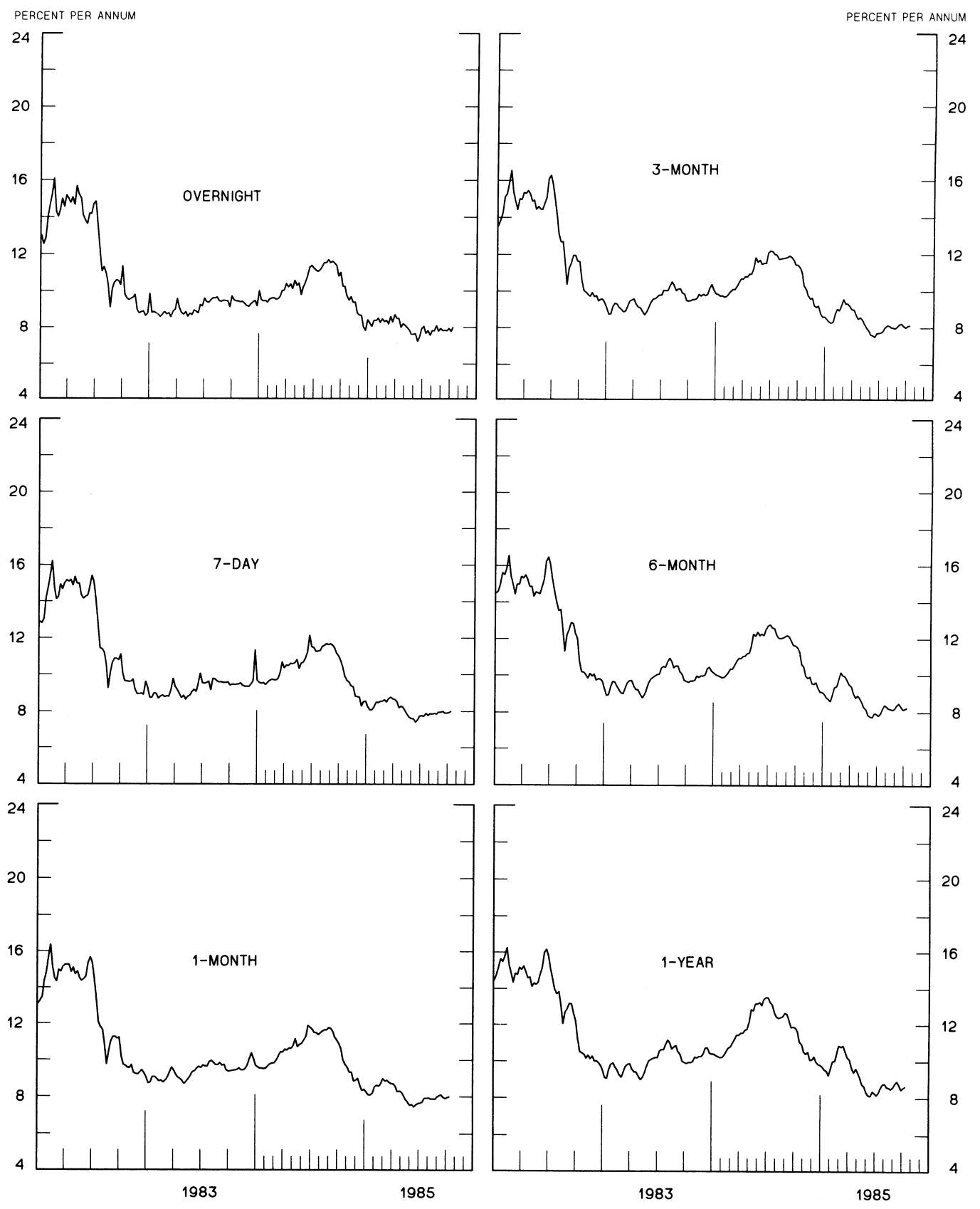
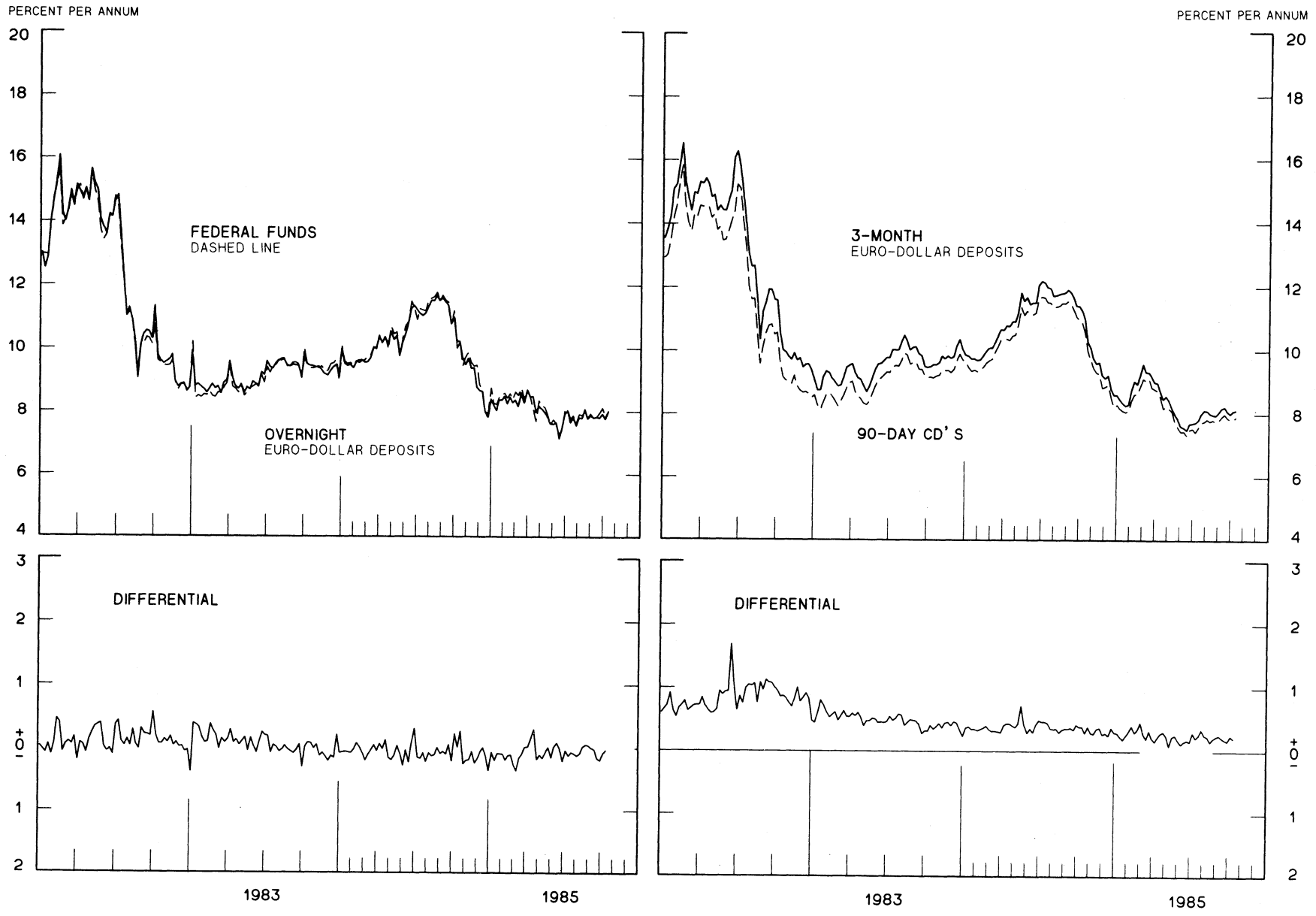


CHART 7
SELECTED EURO-DOLLAR AND U. S. MONEY MARKET RATES

DIFFERENTIAL: PLUS(+), FAVORS BORROWING IN U. S.
 AVERAGES FOR WEEK ENDING WEDNESDAY

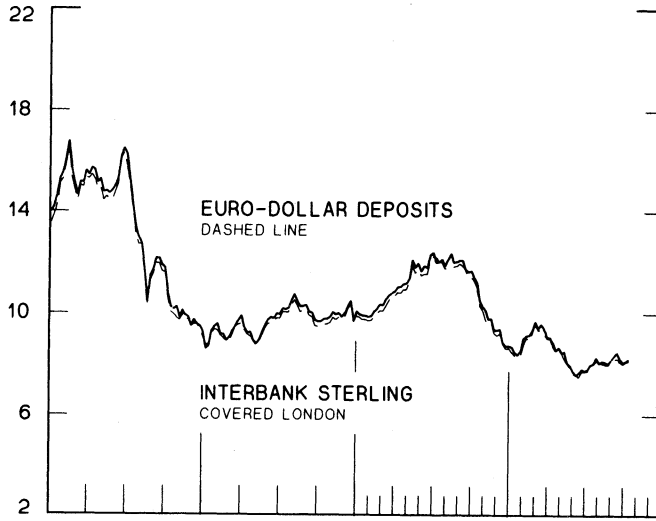


1 PERCENT ON DIFFERENTIAL SCALE = 2 PERCENT ON RATE SCALE

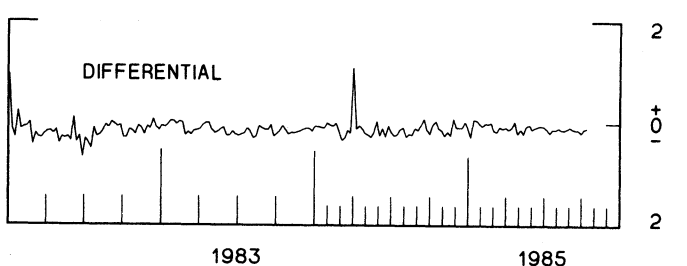
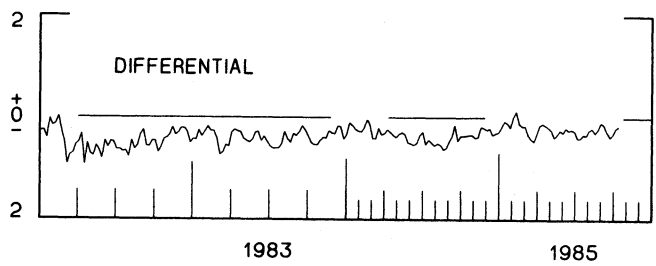
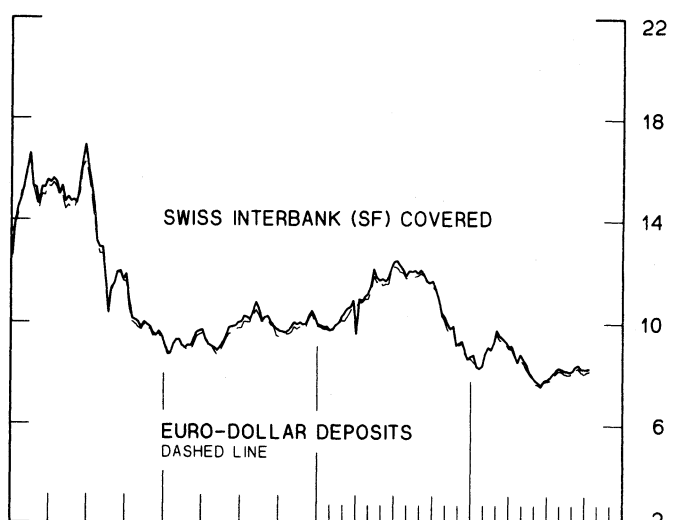
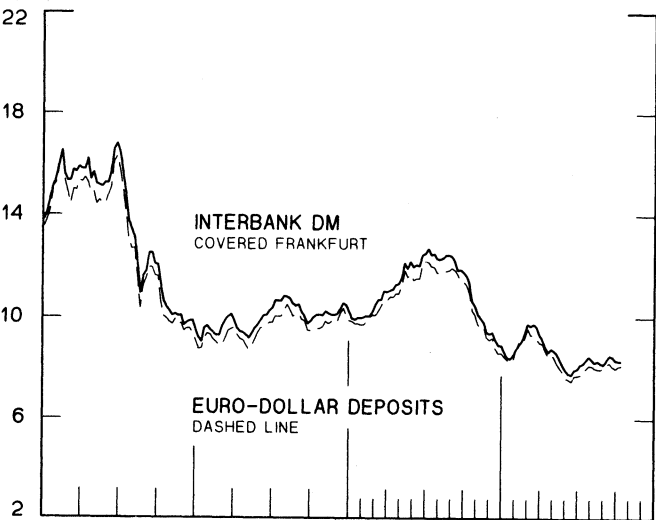
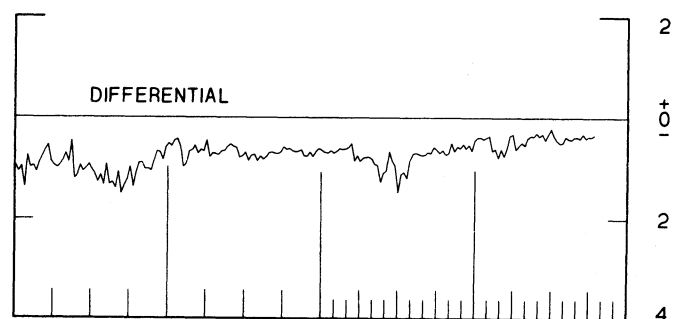
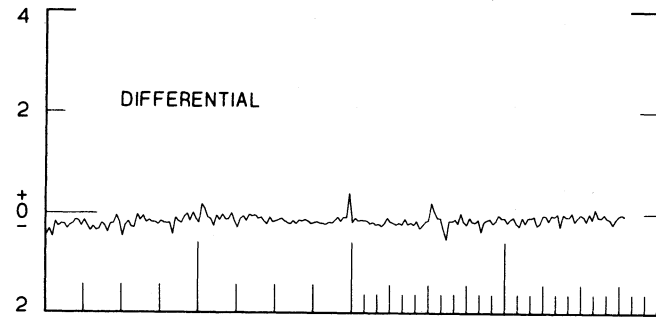
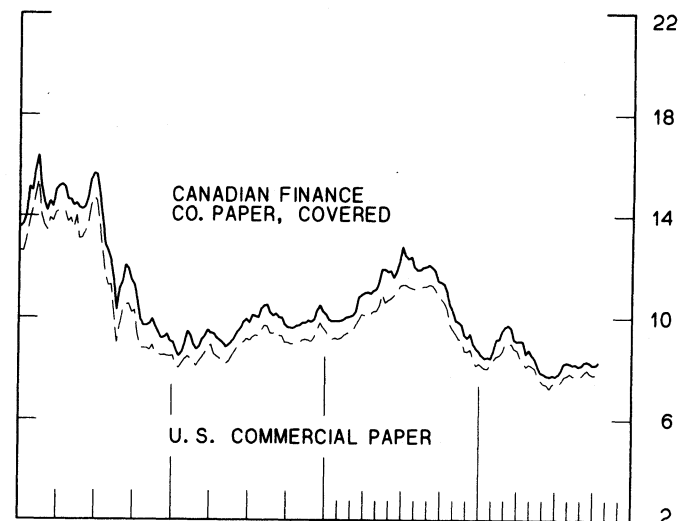
INTEREST ARBITRAGE: 3-MONTH FUNDS

DIFFERENTIAL: PLUS(+), INDICATES FAVOR DOLLAR ASSETS
AVERAGES FOR WEEK ENDING WEDNESDAY

PERCENT PER ANNUM



PERCENT PER ANNUM



1983

1985

1983

1985

1 PERCENT ON DIFFERENTIAL SCALE = 2 PERCENT ON RATE SCALE

CHART 9
LONG-TERM GOVERNMENT BOND YIELDS
 WEEKLY SERIES

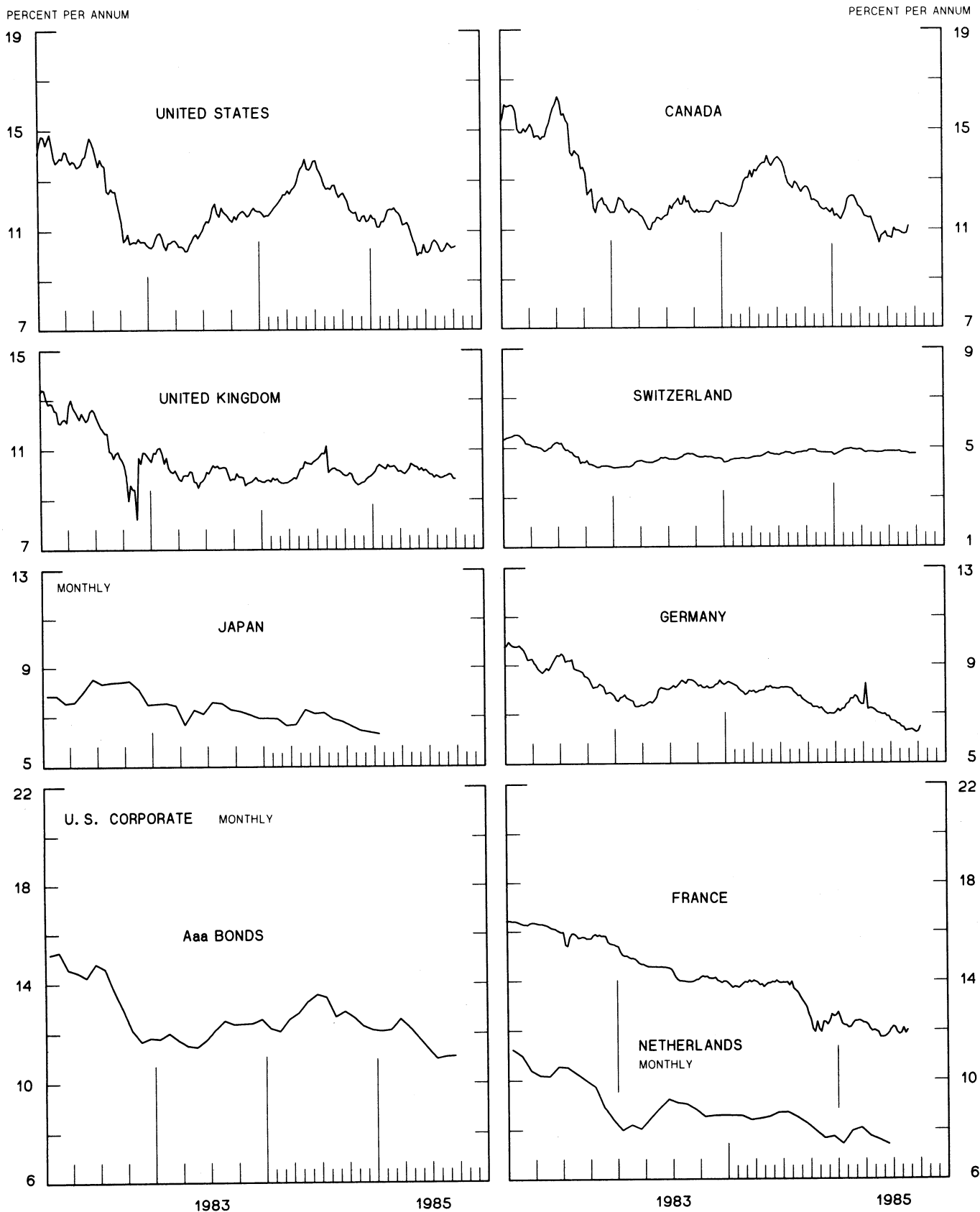
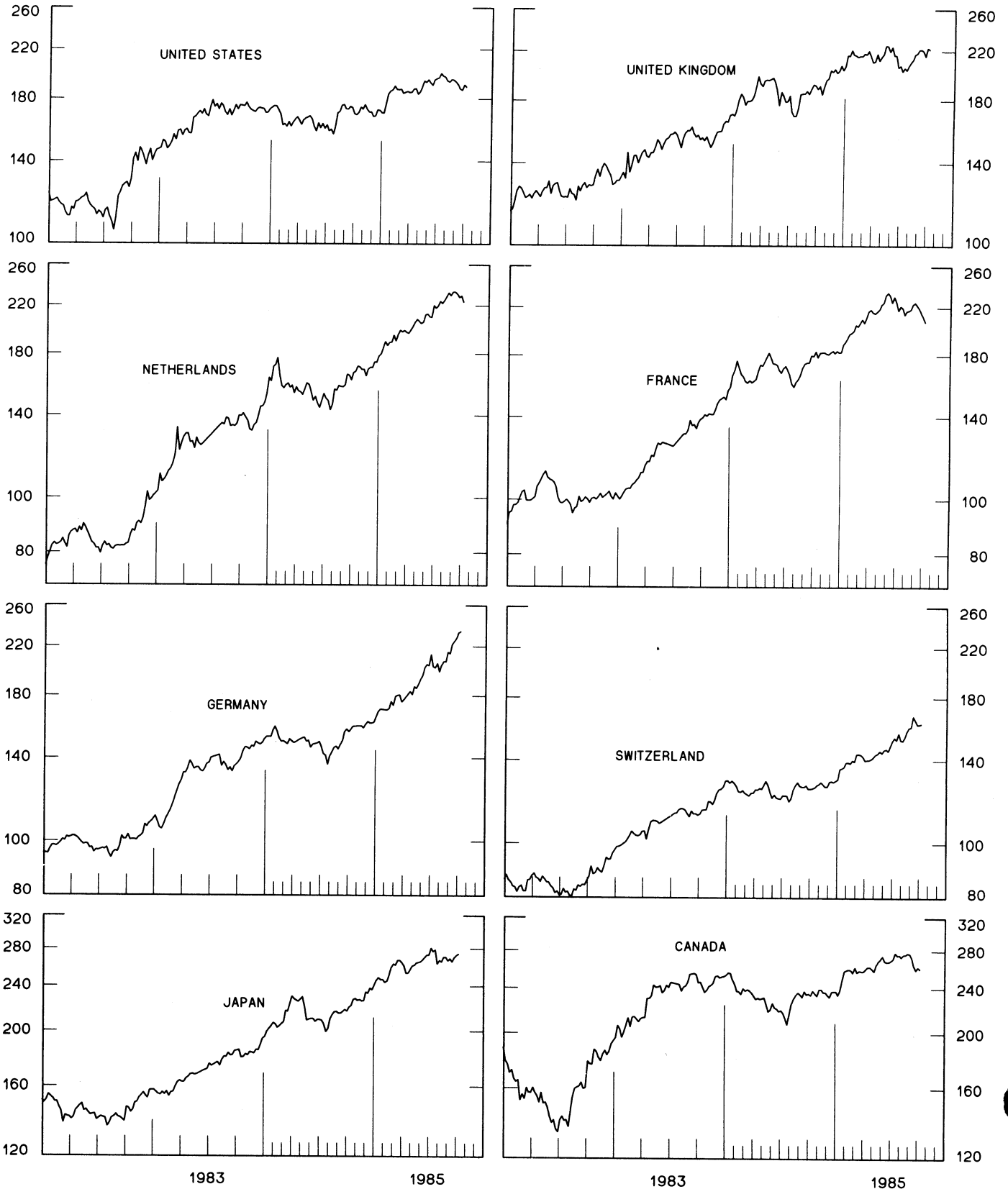


CHART 10
INDUSTRIAL STOCK INDICES
WEEKLY SERIES

RATIO SCALE
1969=100

RATIO SCALE
1969=100



1983

1985

1983

1985

SERIES NAME

LAST VALUE PLOTTED
DATE VALUE

CHART 1. SPOT EXCHANGE RATES AND INDICES

WEEKLY AVERAGES, NOON BUYING RATES (U.S. CENTS)

GERMAN MARK	OCT. 16	37.52
JAPANESE YEN	OCT. 16	0.46362
DUTCH GUILDER	OCT. 16	33.28
U.K. POUND	OCT. 16	141.07
CANADIAN DOLLAR	OCT. 16	73.03
FRENCH FRANC	OCT. 16	12.31
SWISS FRANC	OCT. 16	45.70
BELGIAN FRANC	OCT. 16	1.85067
ITALIAN LIRA	OCT. 16	0.05556
SWEDISH KRONA	OCT. 16	12.50

INDICES, MARCH 1973 BASE RATES = 100

GERMAN MARK	OCT. 16	105.54
JAPANESE YEN	OCT. 16	121.39
DUTCH GUILDER	OCT. 16	95.54
U.K. POUND	OCT. 16	57.06
CANADIAN DOLLAR	OCT. 16	72.79
FRENCH FRANC	OCT. 16	55.45
SWISS FRANC	OCT. 16	147.04
BELGIAN FRANC	OCT. 16	72.93
ITALIAN LIRA	OCT. 16	31.56

WEIGHTED AVERAGE EXCHANGE VALUE INDICES, MAR 1973 = 100
(G-10 COUNTRIES PLUS SWITZERLAND)

U.S. DOLLAR	OCT. 16	131.30
GERMAN MARK	OCT. 16	138.13
JAPANESE YEN	OCT. 16	158.26
DUTCH GUILDER	OCT. 16	120.00
U.K. POUND	OCT. 16	68.33
CANADIAN DOLLAR	OCT. 16	89.64
FRENCH FRANC	OCT. 16	65.94
SWISS FRANC	OCT. 16	185.70
BELGIAN FRANC	OCT. 16	90.04
ITALIAN LIRA	OCT. 16	36.47
SWEDISH KRONA	OCT. 16	67.82

CHART 2. 3-MONTH FORWARD EXCHANGE RATES, PREMIUM OR DISCOUNT

CANADIAN DOLLAR	OCT. 16	-0.49
U.K. POUND	OCT. 16	-3.22
GERMAN MARK	OCT. 16	3.53
FRENCH FRANC	OCT. 16	-2.09
SWISS FRANC	OCT. 16	3.68
DUTCH GUILDER	OCT. 16	2.29
JAPANESE YEN	OCT. 16	1.73
ITALIAN LIRA	OCT. 16	-5.73

SERIES NAME	LAST VALUE PLOTTED	
	DATE	VALUE
CHART 3. GOLD PRICE IN LONDON, AFTERNOON FIXING		
U.S. DOLLARS PER FINE OUNCE	OCT. 16	325.68
CHART 4. CALL MONEY RATES		
U.S. FEDERAL FUNDS	OCT. 16	8.03
OVERNIGHT EURO-DOLLAR DEPOSITS	OCT. 16	8.00
U.K.	OCT. 16	11.60
CANADA	OCT. 16	8.50
GERMANY	OCT. 16	4.49
JAPAN	OCT. 16	6.31
FRANCE	OCT. 16	9.36
NETHERLANDS	OCT. 16	5.71
SWITZERLAND	OCT. 16	0.97
CHART 5. 3-MONTH INTEREST RATES		
U.S. 90-DAY CD'S, SECONDARY MARKET	OCT. 16	7.92
GERMAN INTERBANK LOAN	OCT. 16	4.71
JAPANESE GENSAKI RATE	OCT. 16	6.34
CANADIAN FINANCE PAPER	OCT. 16	8.72
INTERBANK STERLING	OCT. 16	11.50
SWISS INTERBANK LOAN	OCT. 16	4.50
FRENCH INTERBANK RATE	OCT. 16	9.36
NETHERLANDS INTERBANK RATE	OCT. 16	5.80
WEIGHTED AVERAGE FOREIGN INTEREST RATE (G-10 COUNTRIES PLUS SWITZERLAND)	OCT. 16	7.73
CHART 6. EURO-DOLLAR DEPOSIT RATES: LONDON		
OVERNIGHT	OCT. 16	8.00
7-DAY	OCT. 16	8.00
1-MONTH	OCT. 16	8.00
3-MONTH	OCT. 16	8.13
6-MONTH	OCT. 16	8.25
1-YEAR	OCT. 16	8.63
CHART 7. SELECTED EURO-DOLLAR AND U.S. MONEY MARKET RATES		
OVERNIGHT EURO-DOLLAR DEPOSITS	OCT. 16	8.00
U.S. FEDERAL FUNDS	OCT. 16	8.03
DIFFERENTIAL	OCT. 16	-0.03
3-MONTH EURO-DOLLAR DEPOSIT RATE	OCT. 16	8.13
U.S. 90-DAY CD'S, SECONDARY MARKET	OCT. 16	7.92
DIFFERENTIAL	OCT. 16	0.21

SERIES NAME	LAST VALUE PLOTTED	
	DATE	VALUE
CHART 8. INTEREST ARBITRAGE, 3-MONTH FUNDS		
EURO-DOLLAR DEPOSIT	OCT. 16	8.13
INTERBANK STERLING (LONDON), COVERED	OCT. 16	8.19
DIFFERENTIAL	OCT. 16	-0.06
U. S. COMMERCIAL PAPER	OCT. 16	7.86
CANADIAN FINANCE PAPER, COVERED	OCT. 16	8.23
DIFFERENTIAL	OCT. 16	-0.35
EURO-DOLLAR DEPOSIT	OCT. 16	8.13
INTERBANK DM (FRANKFURT), COVERED	OCT. 16	8.28
DIFFERENTIAL	OCT. 16	-0.16
EURO-DOLLAR DEPOSIT	OCT. 16	8.13
SWISS INTERBANK, COVERED	OCT. 16	8.22
DIFFERENTIAL	OCT. 16	-0.09
CHART 9. LONG TERM GOVERNMENT BOND YIELDS		
UNITED STATES	OCT. 11	10.37
GERMANY	OCT. 11	6.46
JAPAN (MONTHLY)	JAN.	6.29
SWITZERLAND	OCT. 4	4.73
CANADA	OCT. 4	10.97
FRANCE	AUG. 23	11.99
NETHERLANDS (MONTHLY)	JUNE	7.39
UNITED KINGDOM	OCT. 4	9.82
U. S. CORPORATE		
AAA BONDS	SEPT.	11.07
CHART 10. STOCK INDICES		
UNITED STATES	OCT. 9	188.32
UNITED KINGDOM	OCT. 9	221.39
CANADA	OCT. 9	259.98
GERMANY	OCT. 9	233.78
SWITZERLAND	OCT. 9	162.43
NETHERLANDS	OCT. 9	222.80
FRANCE	OCT. 9	207.18
JAPAN	OCT. 9	273.99

FEDERAL RESERVE statistical release



H.10 (512)

OCTOBER 18, 1985

FOREIGN EXCHANGE RATES

FOR THE WEEK ENDING OCTOBER 18, 1985

The Board of Governors of the Federal Reserve System is advised that the Federal Reserve Bank of New York has certified for customs purposes the following noon buying rates in New York City for cable transfers payable in foreign currencies:

COUNTRY	MONETARY UNIT	(CURRENCY UNITS PER DOLLAR)				
		OCT. 14	OCT. 15	OCT. 16	OCT. 17	OCT. 18
*AUSTRALIA	DOLLAR		70.00	69.90	70.31	70.47
AUSTRIA	SCHILLING		18.704	18.850	18.583	18.525
BELGIUM	FRANC		53.900	54.320	53.590	53.490
BRAZIL	CRUZEIRO		8135.00	8170.00	8205.00	8240.00
CANADA	DOLLAR		1.3703	1.3710	1.3664	1.3651
CHINA, P. R.	YUAN		3.0536	3.0658	3.0658	3.0627
DENMARK	KRONE		9.6485	9.7260	9.6030	9.5600
FINLAND	MARKKA		5.7100	5.7460	5.6990	5.6850
FRANCE	FRANC		8.1145	8.1800	8.0775	8.0475
GERMANY	D. MARK		2.6625	2.6850	2.6485	2.6375
GREECE	DRACHMA		156.050	157.250	155.200	154.800
HONG KONG	DOLLAR		7.7940	7.8065	7.8010	7.7960
INDIA	RUPEE		12.0900	12.1000	12.0800	12.0900
*IRELAND	POUND		116.20	115.35	116.90	117.35
ITALY	LIRA		1799.00	1814.00	1788.00	1782.50
JAPAN	YEN		215.45	217.30	215.15	215.15
MALAYSIA	RINGGIT		2.4610	2.4640	2.4625	2.4580
MEXICO	PESO		393.0000	384.5000	390.0000	407.0000
NETHERLANDS	GUILDER		3.0010	3.0270	2.9880	2.9765
*NEW ZEALAND	DOLLAR		58.800	57.850	57.900	58.200
NORWAY	KRONE		7.9270	8.0070	7.9530	7.9550
PORTUGAL	ESCUDO		164.500	165.700	163.700	163.600
SINGAPORE	DOLLAR		2.1415	2.1455	2.1415	2.1400
*SOUTH AFRICA	RAND		36.40	36.25	38.10	38.00
SOUTH KOREA	WON		894.30	894.70	895.20	895.00
SPAIN	PESETA		162.000	163.400	161.500	161.450
SRI LANKA	RUPEE		27.406	27.426	27.427	27.423
SWEDEN	KRONA		7.9830	8.0350	7.9660	7.9640
SWITZERLAND	FRANC		2.1830	2.2050	2.1750	2.1690
TAIWAN	DOLLAR		40.160	40.150	40.150	NA
THAILAND	BAHT		26.580	26.580	26.700	26.650
*UNITED KINGDOM	POUND		141.28	140.75	141.40	142.80
MEMO:						
#UNITED STATES	DOLLAR		131.45	132.38	130.96	130.51

#INDEX OF WEIGHTED AVERAGE EXCHANGE VALUE OF U.S. DOLLAR AGAINST CURRENCIES OF OTHER G-10 COUNTRIES. MARCH 1973 = 100. WEIGHTS ARE 1972-76 GLOBAL TRADE OF EACH OF THE 10 COUNTRIES. SERIES REVISED AS OF AUGUST 1978. FOR DESCRIPTION AND BACK DATA, SEE "INDEX OF THE WEIGHTED-AVERAGE EXCHANGE VALUE OF THE U.S. DOLLAR: REVISION" ON PAGE 700 OF THE AUGUST 1978 FEDERAL RESERVE BULLETIN.

*VALUE IS U.S. CENTS